



US00D777852S

(12) **United States Design Patent** (10) **Patent No.:** **US D777,852 S**
Crawley (45) **Date of Patent:** **** Jan. 31, 2017**

(54) **FRAME FOR SPORT PROJECTILE RETURN NET**

(71) Applicant: **Paul Crawley**, Fair Lawn, NJ (US)

(72) Inventor: **Paul Crawley**, Fair Lawn, NJ (US)

(**) Term: **15 Years**

(21) Appl. No.: **29/535,438**

(22) Filed: **Aug. 6, 2015**

(51) **LOC (10) Cl.** **21-02**

(52) **U.S. Cl.**
USPC **D21/699**

(58) **Field of Classification Search**
USPC D21/664, 673, 688, 662, 699, 705,
D21/668, 769, 690, 788, 698, 534, 669,
D21/302, 691, 681, 682, 800, 694, 686,
D21/702, 676; 482/122, 142, 123, 129,
482/128, 93, 106, 74, 121, 130, 71, 72,
482/95, 96, 68, 66, 41, 141, 100, 115, 49,
482/146, 147, 42, 51, 35, 38, 23, 904, 91,
482/28, 140, 907, 86, 83, 87, 90, 131,
482/902, 61, 65, 17, 52, 62, 107, 108, 54,
482/105, 133, 148, 92, 138; 473/432, 445,
473/441, 197, 434, 438, 454, 478, 447,
473/422, 476; D12/317, 9, 6, 8, 130, 115;
273/400, 407, 396
CPC A63B 23/0211; A63B 2210/50; A63B
63/004; A63B 21/4047; A63B 2208/0233;
A63B 21/068; F41J 1/10; Y10S 482/907
See application file for complete search history.

(56) **References Cited**

U.S. PATENT DOCUMENTS

D259,052 S * 4/1981 Gilman D21/705
D271,507 S * 11/1983 Phillips D21/705

4,836,542 A * 6/1989 Crawley A63B 63/008
273/400
D410,050 S * 5/1999 Matte D21/691
D593,626 S * 6/2009 Crawley D21/705
D609,760 S * 2/2010 Crawley D21/705
D621,890 S * 8/2010 Crawley D21/705
D636,827 S * 4/2011 Crawley D21/705
D648,665 S * 11/2011 Odell D12/317
D649,208 S * 11/2011 Crawley D21/705
D702,300 S * 4/2014 Crawley D21/699
2009/0029804 A1* 1/2009 Crawley A63B 69/0097
473/432
2009/0029805 A1* 1/2009 Crawley A63B 69/0097
473/434

OTHER PUBLICATIONS

The Net Return by Unique Sports dated no date given. Found online [Jul. 21, 2016] <https://www.unique-sports.com/products/net-return-jr>.*

* cited by examiner

Primary Examiner — Robert M Spear
Assistant Examiner — Ryan Harvey
(74) *Attorney, Agent, or Firm* — Miskin & Tsui-Yip LLP;
Gloria Tsui-Yip, Esq.

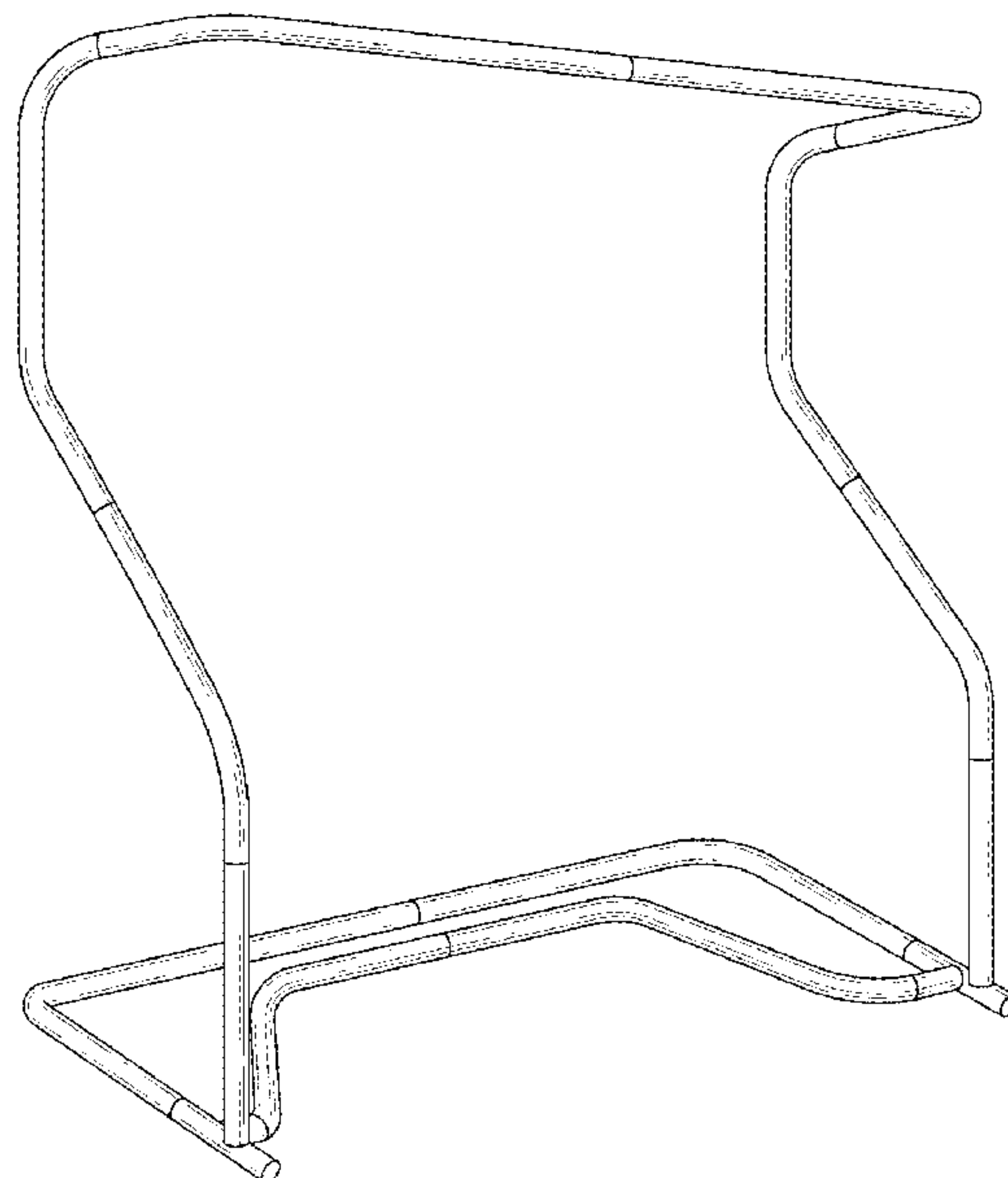
(57) **CLAIM**

The ornamental design for a frame for sport projectile return net, as shown and described.

DESCRIPTION

FIG. 1 is a perspective view of my new design;
FIG. 2 is a bottom plan view thereof;
FIG. 3 is a top plan view thereof;
FIG. 4 is a left side view thereof;
FIG. 5 is a right side view thereof;
FIG. 6 is a front elevational view thereof; and,
FIG. 7 is a rear elevational view thereof;

1 Claim, 5 Drawing Sheets



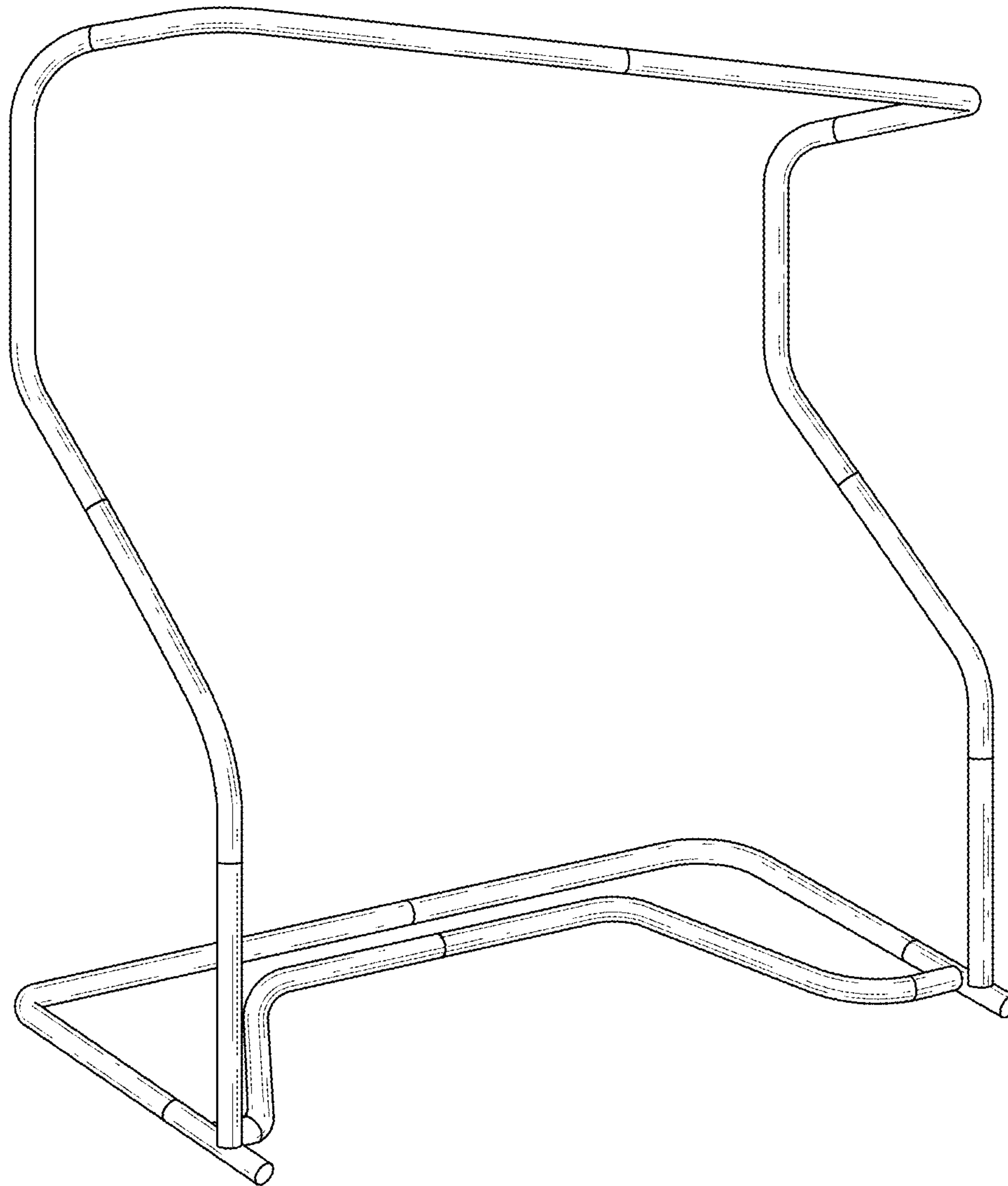


FIG. 1




FIG. 2

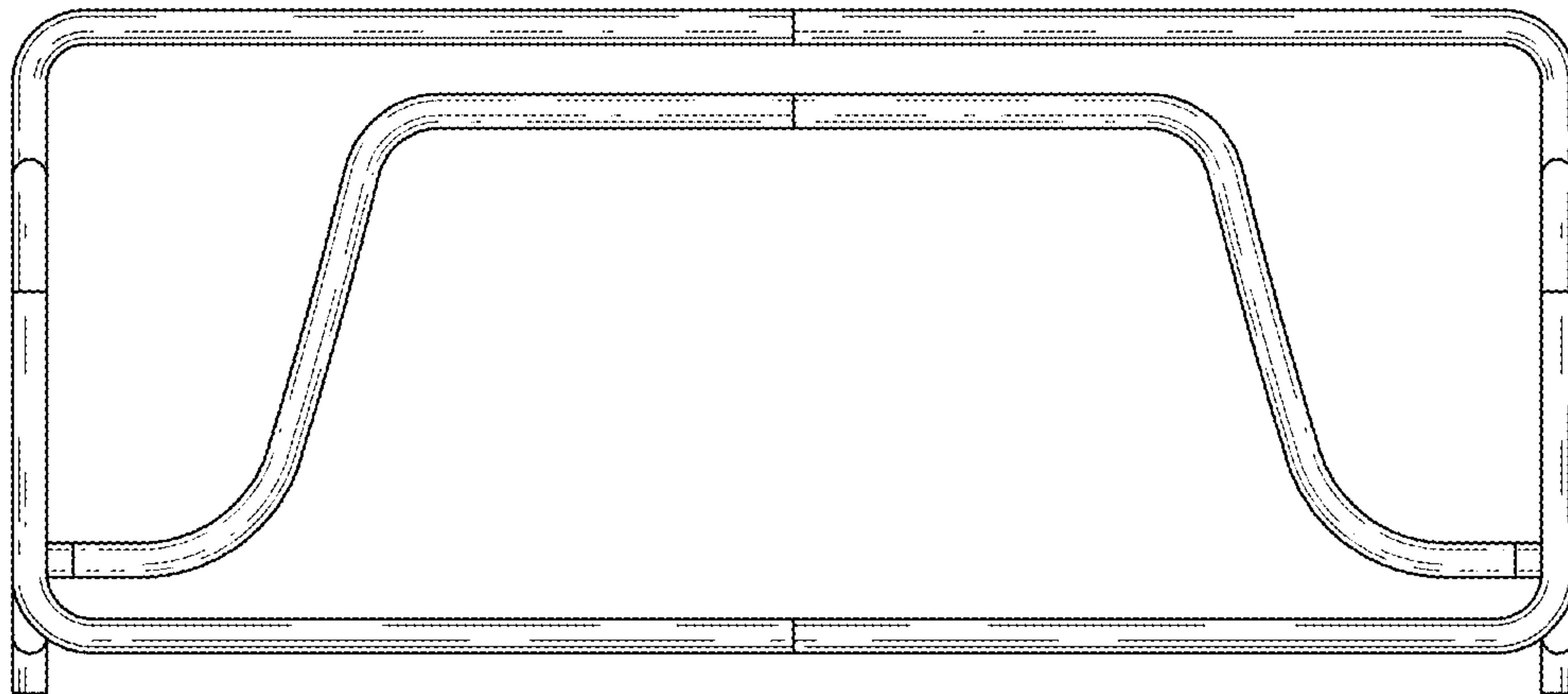


FIG. 3

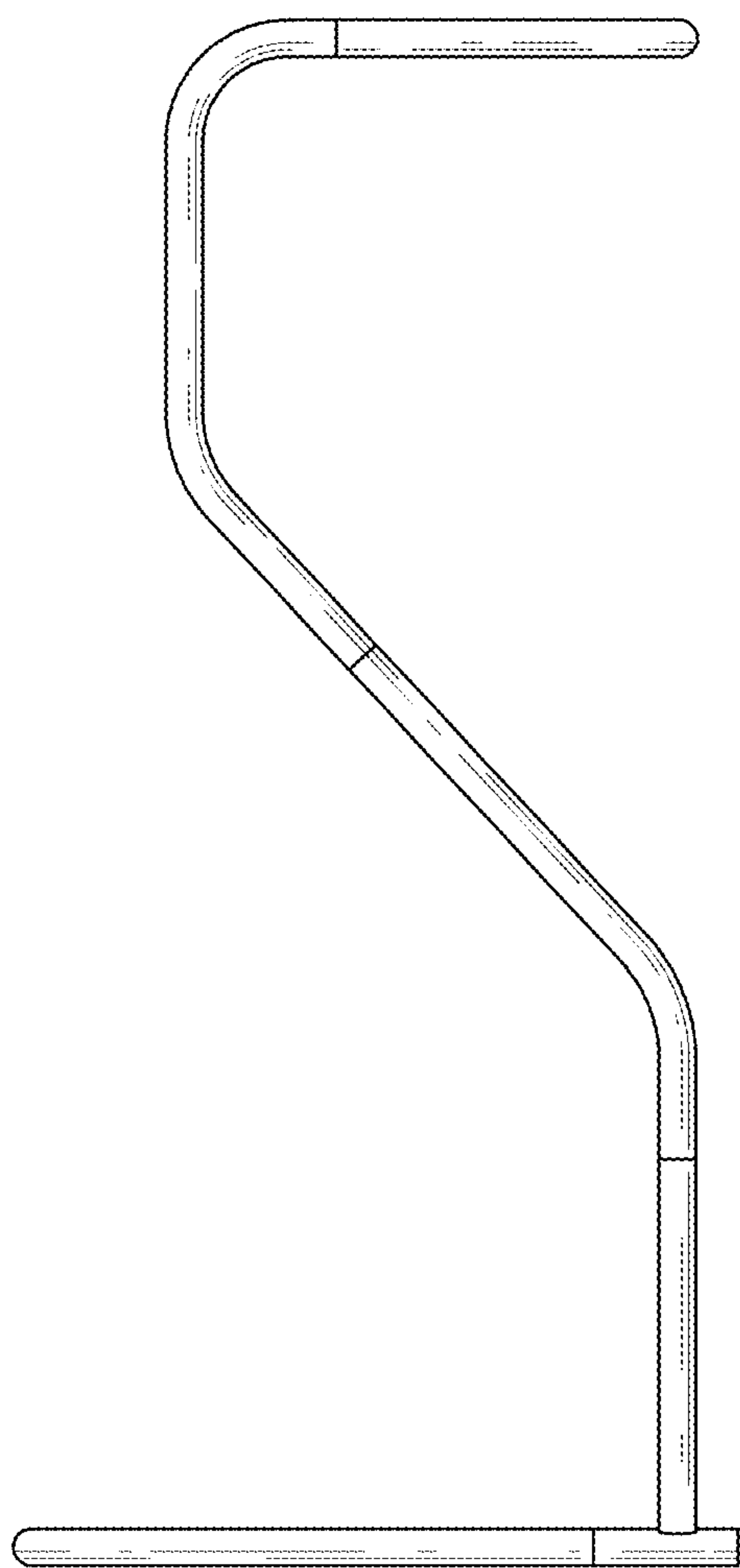


FIG. 4

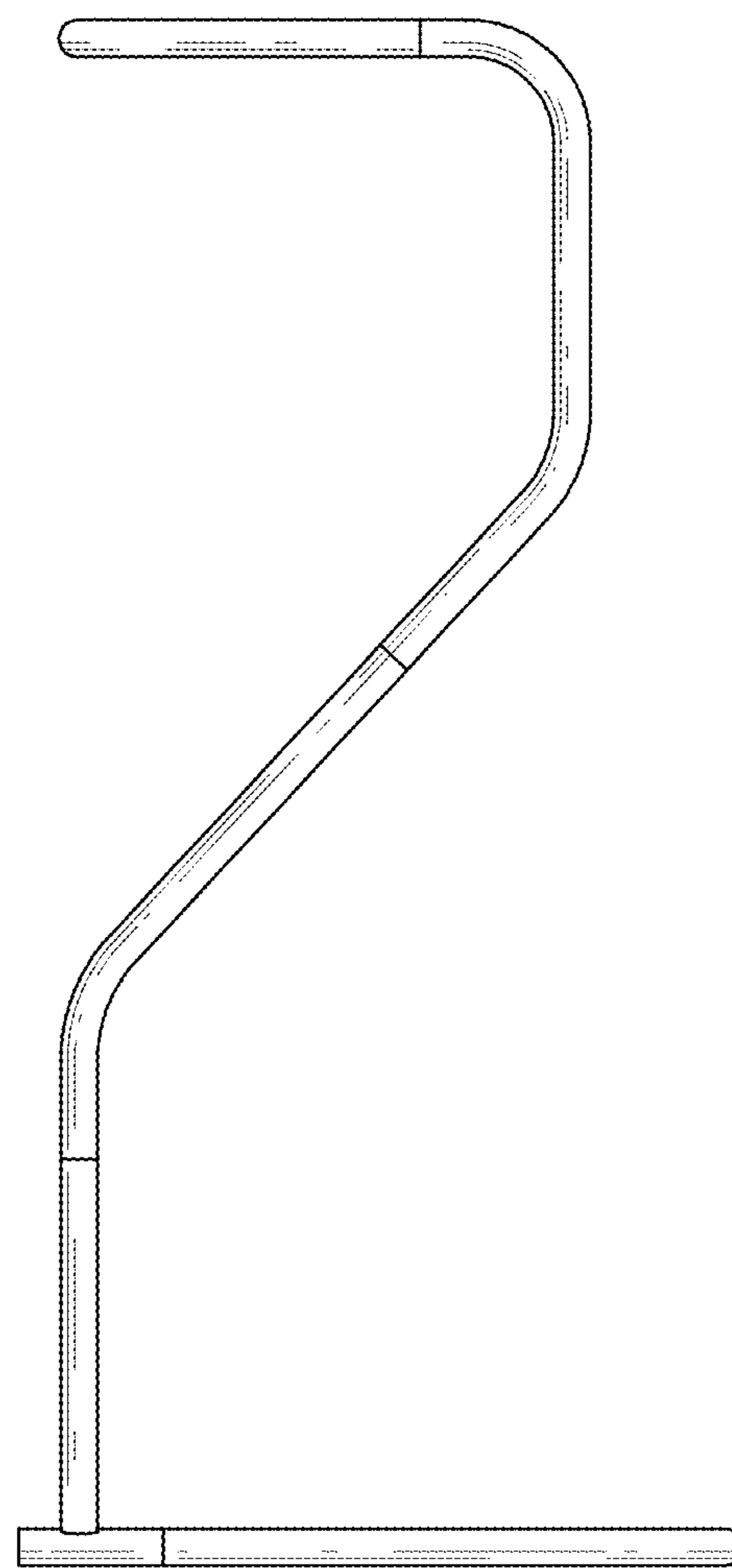


FIG. 5




FIG. 6




FIG. 7