

US00D777802S

(12) **United States Design Patent**
Pozzo

(10) **Patent No.:** **US D777,802 S**
(45) **Date of Patent:** **** Jan. 31, 2017**

- (54) **DRIVE AND DRUM OF A CONCRETE MIXER**
- (71) Applicant: **PMP PRO-MEC S.P.A.**, Coseano (UD) (IT)
- (72) Inventor: **Luigino Pozzo**, Fagagna (IT)
- (73) Assignee: **PMP PRO-MEC S.P.A.**, Coseano (UD) (IT)
- (**) Term: **14 Years**
- (21) Appl. No.: **29/523,934**
- (22) Filed: **Apr. 15, 2015**
- (51) **LOC (10) Cl.** **15-03**
- (52) **U.S. Cl.**
USPC **D15/28**
- (58) **Field of Classification Search**
USPC ... D15/10-33; 366/40, 61, 136, 341, 18, 26, 366/44, 54, 53, 60, 110; 220/636, 669, 220/563, 23.87; 193/16, 22
CPC B28C 5/4268; B28C 5/2054; B28C 5/141; B28C 5/1862; B28C 5/1887; E01C 2019/1095; E01C 2019/1086; E01C 19/1027; B01F 7/04; B01F 2215/0047
See application file for complete search history.

- (56) **References Cited**
U.S. PATENT DOCUMENTS
- RE18,768 E * 3/1933 Edland B01F 7/242
366/168.1
- D132,471 S * 5/1942 Peters 366/56
- D140,472 S * 2/1945 Bohmer 366/16
- 2,805,053 A * 9/1957 Smith B28C 5/4268
366/44
- D181,998 S * 1/1958 Prichard D12/1
- 3,218,045 A * 11/1965 Cox B28C 5/2045
366/39
- D219,171 S * 11/1970 Soldner D15/19

- 3,612,490 A * 10/1971 Bopp B28C 7/044
177/145
- 3,912,239 A * 10/1975 Ries B28C 5/4231
366/40
- 3,944,190 A * 3/1976 Dunmire B60P 3/16
366/26
- D249,665 S * 9/1978 Silbernagel D12/95
- 4,213,571 A * 7/1980 Deardorff B02C 13/288
241/101.8
- D256,800 S * 9/1980 Deen D15/19
- D271,875 S * 12/1983 Silbernagel D15/19
- 4,428,677 A * 1/1984 Schreiter, Jr. B60P 3/16
366/41
- D278,150 S * 3/1985 Burenga D15/19
- 4,544,275 A * 10/1985 Hudelmaier B28C 7/026
366/152.5
- D291,547 S * 8/1987 Silbernagel D12/95
- D299,722 S * 2/1989 Mehr D15/19
- D319,832 S * 9/1991 Ross D15/19
- 5,127,740 A * 7/1992 DeBoer B28C 7/0053
220/504

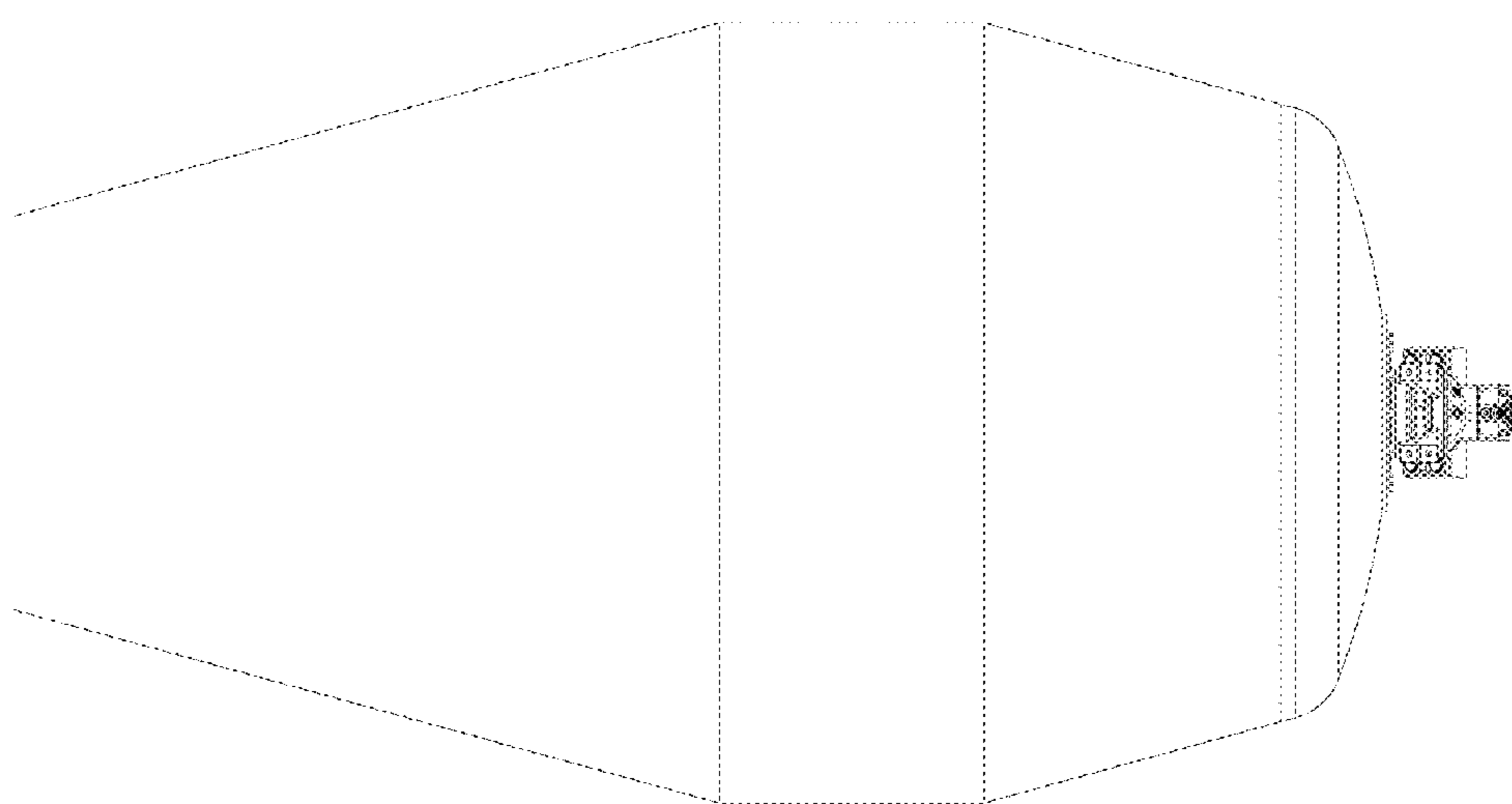
(Continued)

Primary Examiner — Mark Goodwin
(74) *Attorney, Agent, or Firm* — Egbert Law Offices, PLLC

(57) **CLAIM**
The ornamental design for a drive and drum of a concrete mixer, as shown and described.

DESCRIPTION
FIG. 1 is a front view of a drive and drum of a concrete mixer showing my new design.
FIG. 2 is a top view thereof; and,
FIG. 3 is a side view thereof, an opposite side view being a mirror image thereof.
The rear view forms no part of the claimed design.
The broken line showing of portions of the drive motor is included for the purpose of illustrating portions of the drive and drum of a concrete mixer and forms no part of the claimed design.

1 Claim, 3 Drawing Sheets



(56)

References Cited

U.S. PATENT DOCUMENTS

5,261,744 A * 11/1993 Brunn B01F 9/0001
366/217
D354,289 S * 1/1995 Fortenberry D15/19
5,609,417 A * 3/1997 Otte B01F 5/0256
366/137
5,868,494 A * 2/1999 Campbell B01F 9/02
366/232
D423,409 S * 4/2000 Silbernagel D12/14
D477,331 S * 7/2003 Tsai D15/19
7,896,538 B2 * 3/2011 Wright B28C 5/4213
180/53.4
D737,866 S * 9/2015 Datema D15/28
D760,807 S * 7/2016 Sutton D15/10
2014/0269146 A1 * 9/2014 Harris B28C 5/4213
366/44
2015/0174788 A1 * 6/2015 Pirri B28C 5/421
366/60

* cited by examiner

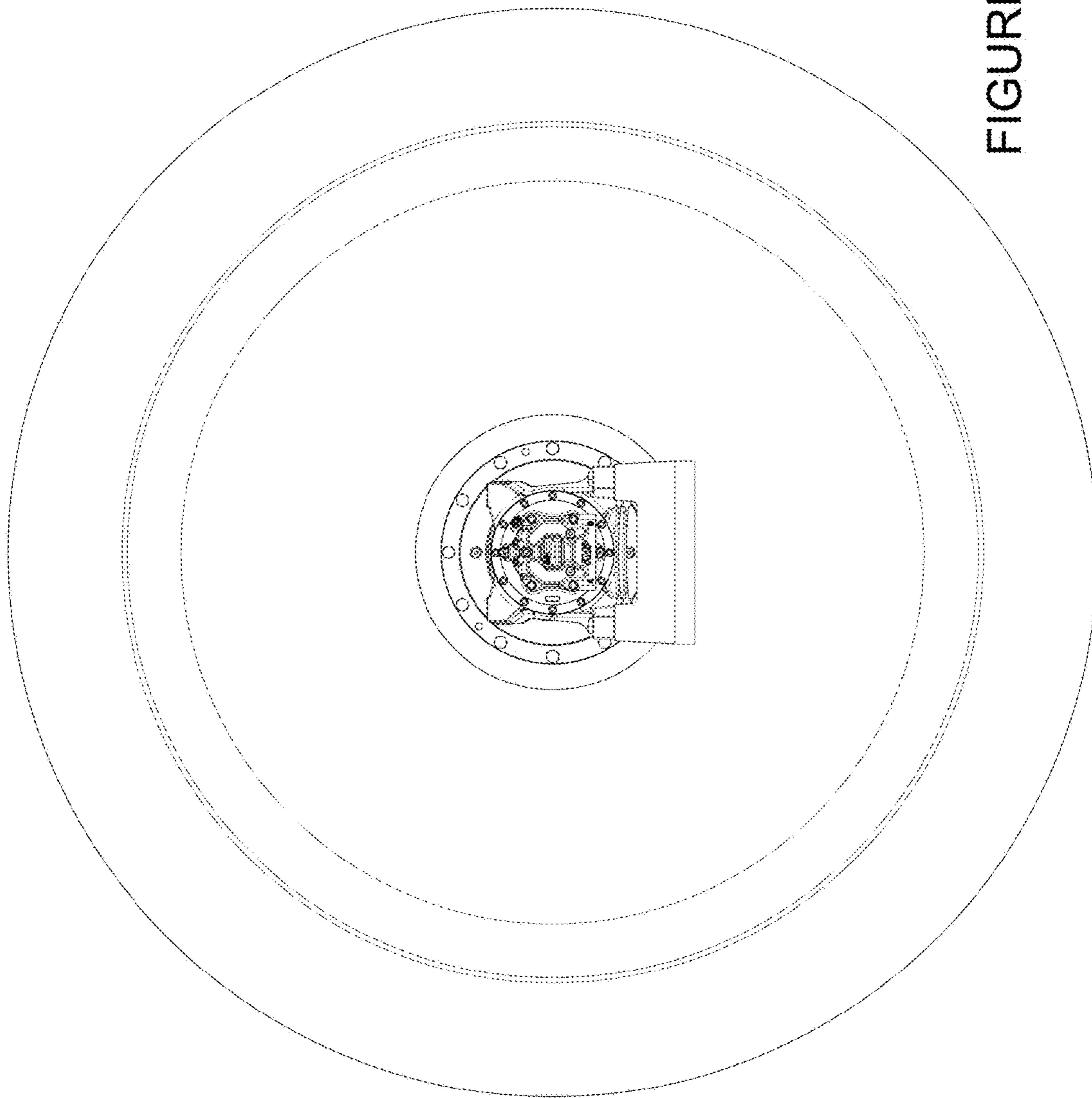


FIGURE 1




FIGURE 2




FIGURE 3