



US00D777796S

(12) **United States Design Patent** (10) **Patent No.:** **US D777,796 S**
Fornaci et al. (45) **Date of Patent:** **** Jan. 31, 2017**

(54) **ROCK DUST BLOWER**

(56) **References Cited**

(71) Applicant: **Hafco Foundry and Machine Company**, Midland Park, NJ (US)
(72) Inventors: **Michael J. Fornaci**, Oakland, CA (US); **William J. Fornaci**, Hawthorne, NJ (US); **John R. Rodriguez**, Rockaway, NJ (US); **Basil J. Fornaci**, Hawthorne, NJ (US); **Istvan J. Kiss**, Oakland, NJ (US)
(73) Assignee: **Hafco Foundry and Machine Co., Inc.**, Midland Park, NJ (US)
(**) Term: **14 Years**
(21) Appl. No.: **29/495,001**
(22) Filed: **Jun. 26, 2014**

U.S. PATENT DOCUMENTS
1,174,833 A * 3/1916 Dougherty B65D 7/46
220/672
1,419,705 A * 6/1922 Wacker B65D 7/42
220/DIG. 1
1,564,880 A * 12/1925 Mauser B65D 7/34
220/616
1,683,788 A * 9/1928 Mauser B65D 7/44
220/648
2,156,237 A * 4/1939 Draper B65D 39/082
220/214
D197,734 S * 3/1964 Wahl D15/13
3,194,443 A * 7/1965 Gurney E21F 5/10
169/64
D211,855 S * 8/1968 Ullman D34/39
D227,079 S * 6/1973 Lustig D34/39
(Continued)

Primary Examiner — Cynthia Ramirez
(74) *Attorney, Agent, or Firm* — Andrew S. Langsam;
Pryor Cashman LLP

Related U.S. Application Data

(63) Continuation of application No. 29/453,848, filed on May 3, 2013, now Pat. No. Des. 752,111, which is a continuation-in-part of application No. 29/404,223, filed on Oct. 18, 2011, now Pat. No. Des. 681,684.
(51) **LOC (10) Cl.** **15-04**
(52) **U.S. Cl.**
USPC **D15/13**
(58) **Field of Classification Search**
USPC D23/202, 205, 206, 228, 229, 499; D15/13;
D34/39, 12; 217/72, 76, 81; 239/650,
651, 652, 654, 659, 689; 451/64, 451/65,
67, 75, 90, 91, 99; 220/601, 623, 661,
220/657, 669, 4.04, 4.05, 908, 908.1
CPC B65D 1/20; B65D 1/16; B65D 1/12;
B65D 9/02; B65D 9/04; B65D
9/32; B65D 9/34; B65D 9/38; B25D
39/084; B25D 39/088
See application file for complete search history.

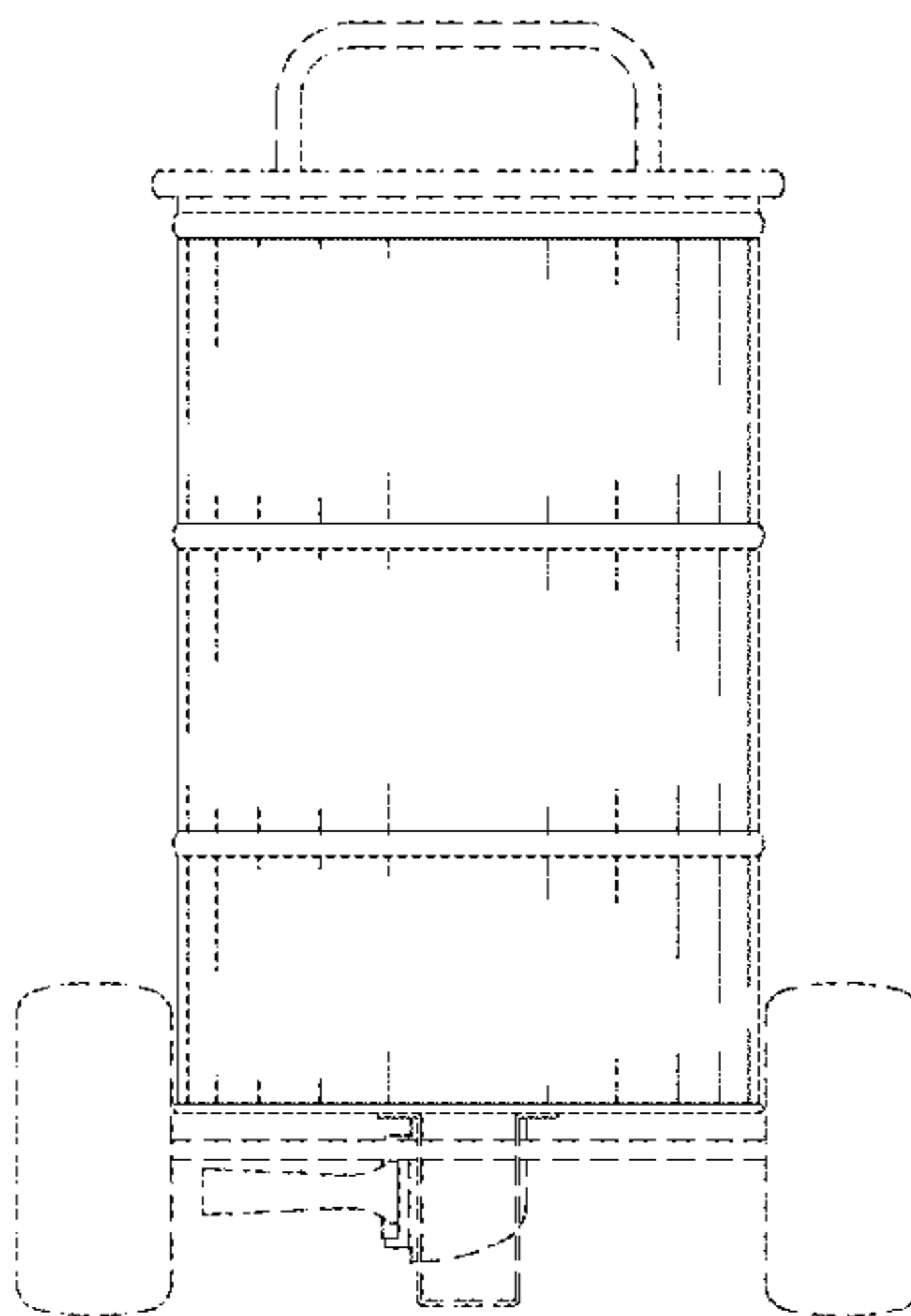
(57) **CLAIM**

The ornamental design for a rock dust blower, as shown and described.

DESCRIPTION

FIG. 1 is a front elevational view of a rock dust blower showing our new design;
FIG. 2 is a rear elevational view of the rock dust blower shown in FIG. 1;
FIG. 3 is a right side elevational view thereof;
FIG. 4 is a left side elevational view thereof;
FIG. 5 is a bottom plan view thereof;
FIG. 6 is a another front elevational view of a rock dust blower in an alternate environment;
FIG. 7 is a rear elevational view of the rock dust blower shown in FIG. 6;
FIG. 8 is a right side elevational view thereof;
FIG. 9 is a left side elevational view thereof; and,
FIG. 10 is a bottom plan view thereof.

1 Claim, 10 Drawing Sheets



(56)

References Cited

U.S. PATENT DOCUMENTS

4,171,751 A * 10/1979 Schutz B65D 7/045
 220/4.05
 4,286,723 A * 9/1981 Schutz B65D 77/06
 220/23.89
 D283,935 S * 5/1986 Culshaw D34/39
 D295,108 S * 4/1988 Przytulla D34/39
 D319,134 S * 8/1991 Przytulla D34/39
 5,071,028 A * 12/1991 Murphy B65D 7/42
 220/4.04
 D332,049 S * 12/1992 Burgdorf D34/39
 5,269,463 A * 12/1993 Burks B05B 7/205
 239/654
 6,024,245 A * 2/2000 Malik B29C 49/18
 220/4.05
 6,135,368 A * 10/2000 Protan E21F 5/10
 239/143
 6,830,414 B2 * 12/2004 Kia B05B 12/14
 239/654
 6,988,640 B2 * 1/2006 Backe B67D 7/3209
 141/331
 D523,170 S * 6/2006 Xu D27/148
 D663,914 S * 7/2012 Howard D34/39
 D681,684 S * 5/2013 Fornaci D15/13
 8,613,464 B2 * 12/2013 Blakeman A45C 5/08
 280/30
 D729,987 S * 5/2015 Holm D30/121
 2003/0150928 A1 * 8/2003 Watanabe B30B 15/0011
 239/1

* cited by examiner

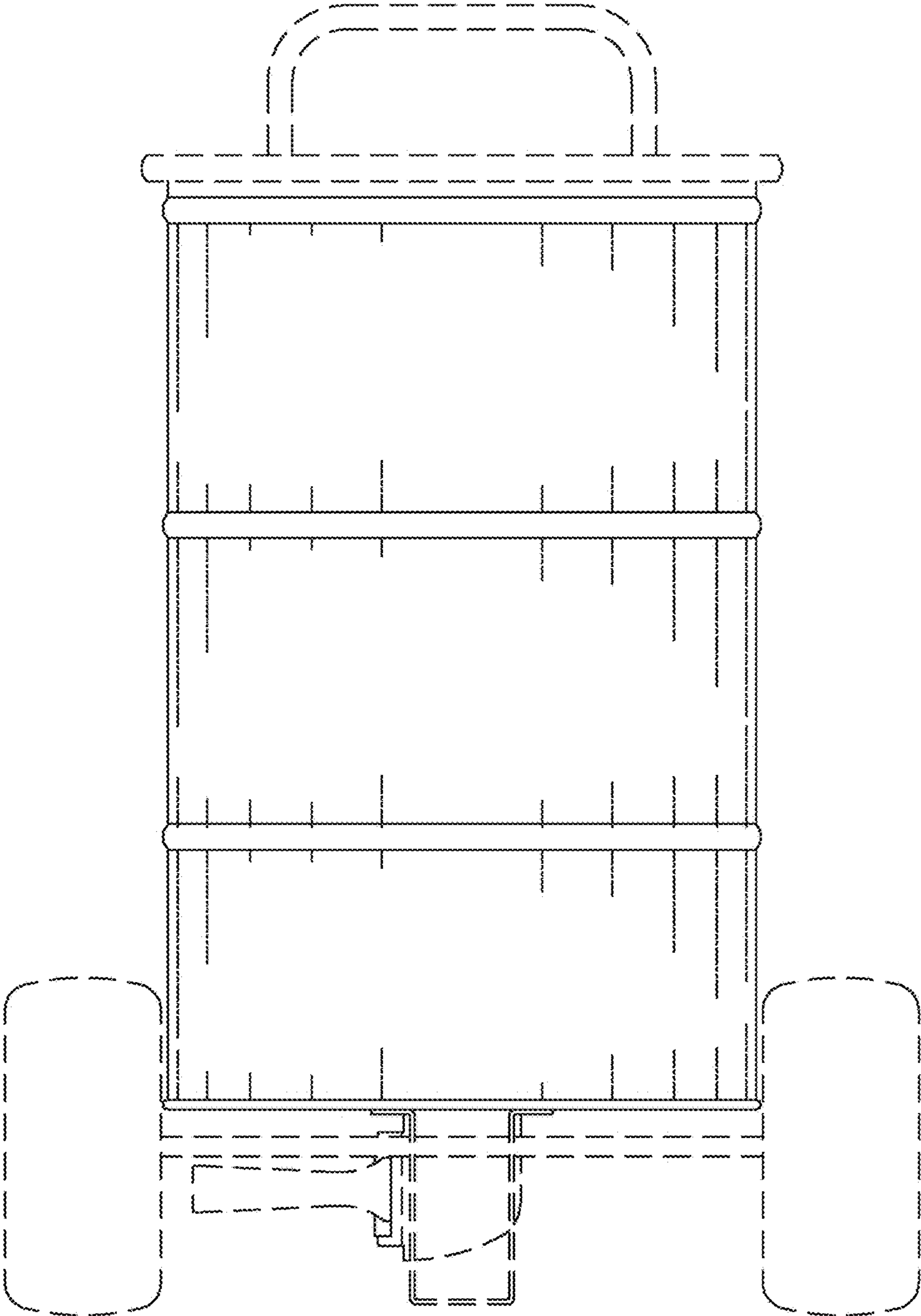


FIG. 1

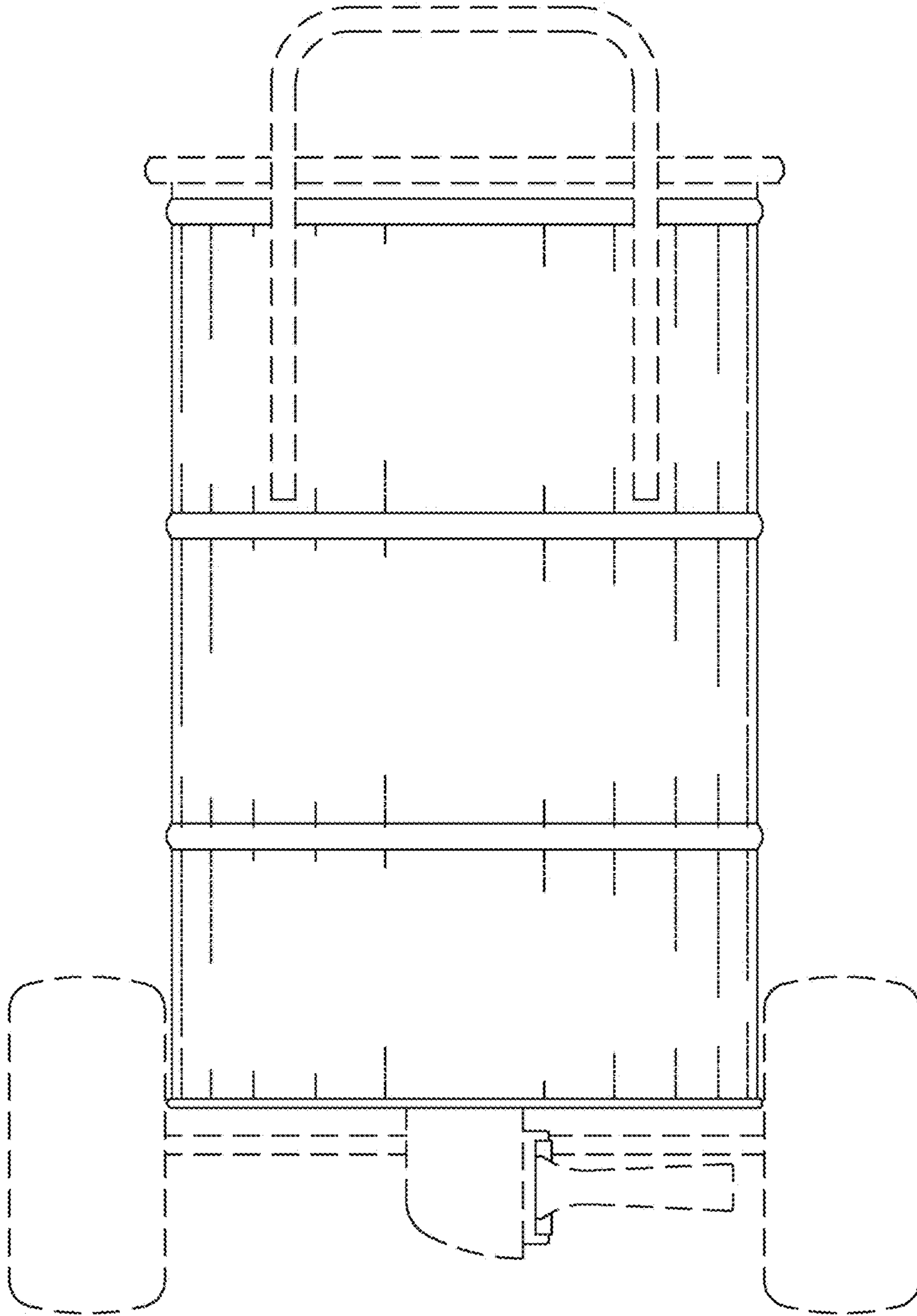


FIG. 2

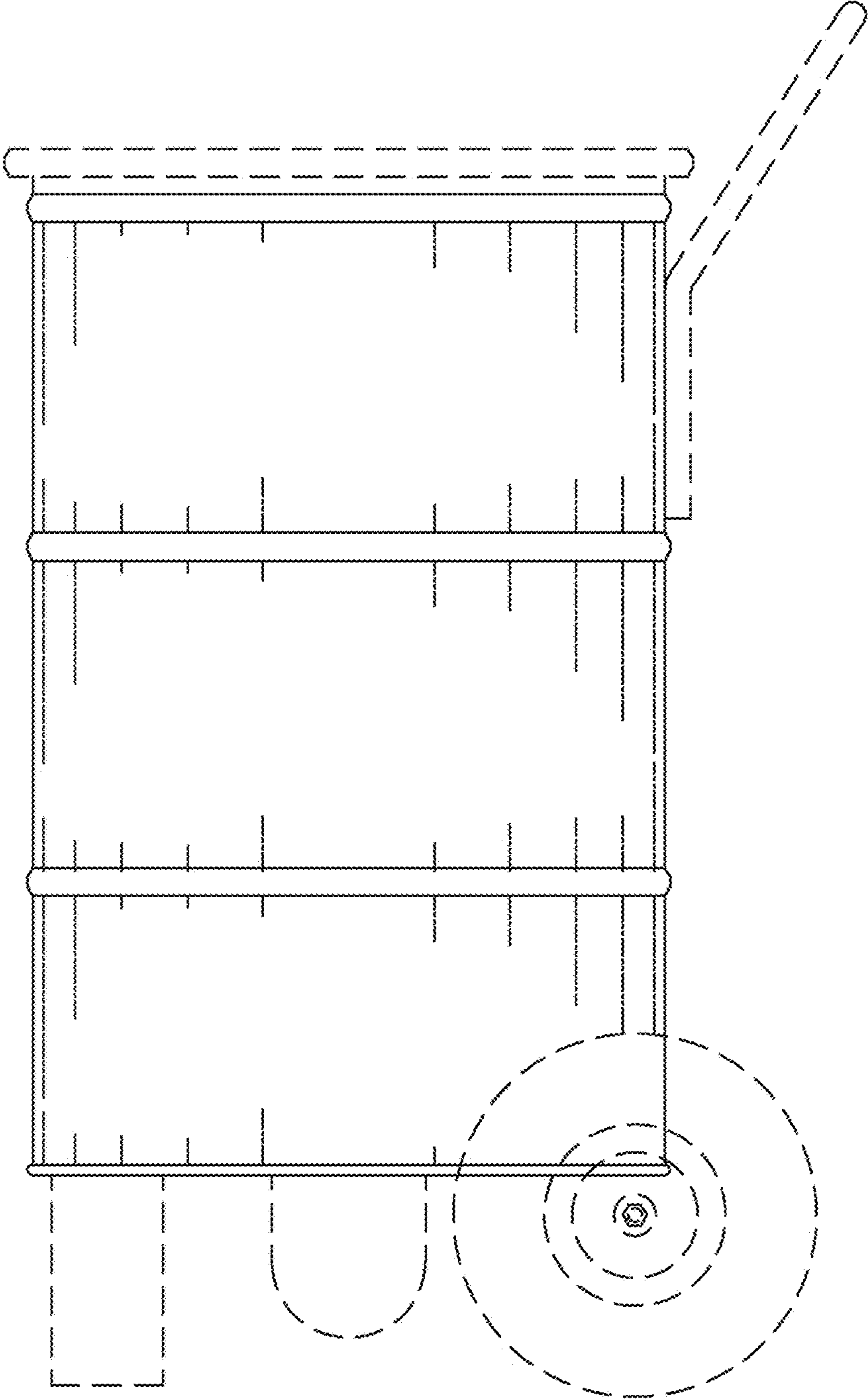


FIG. 3

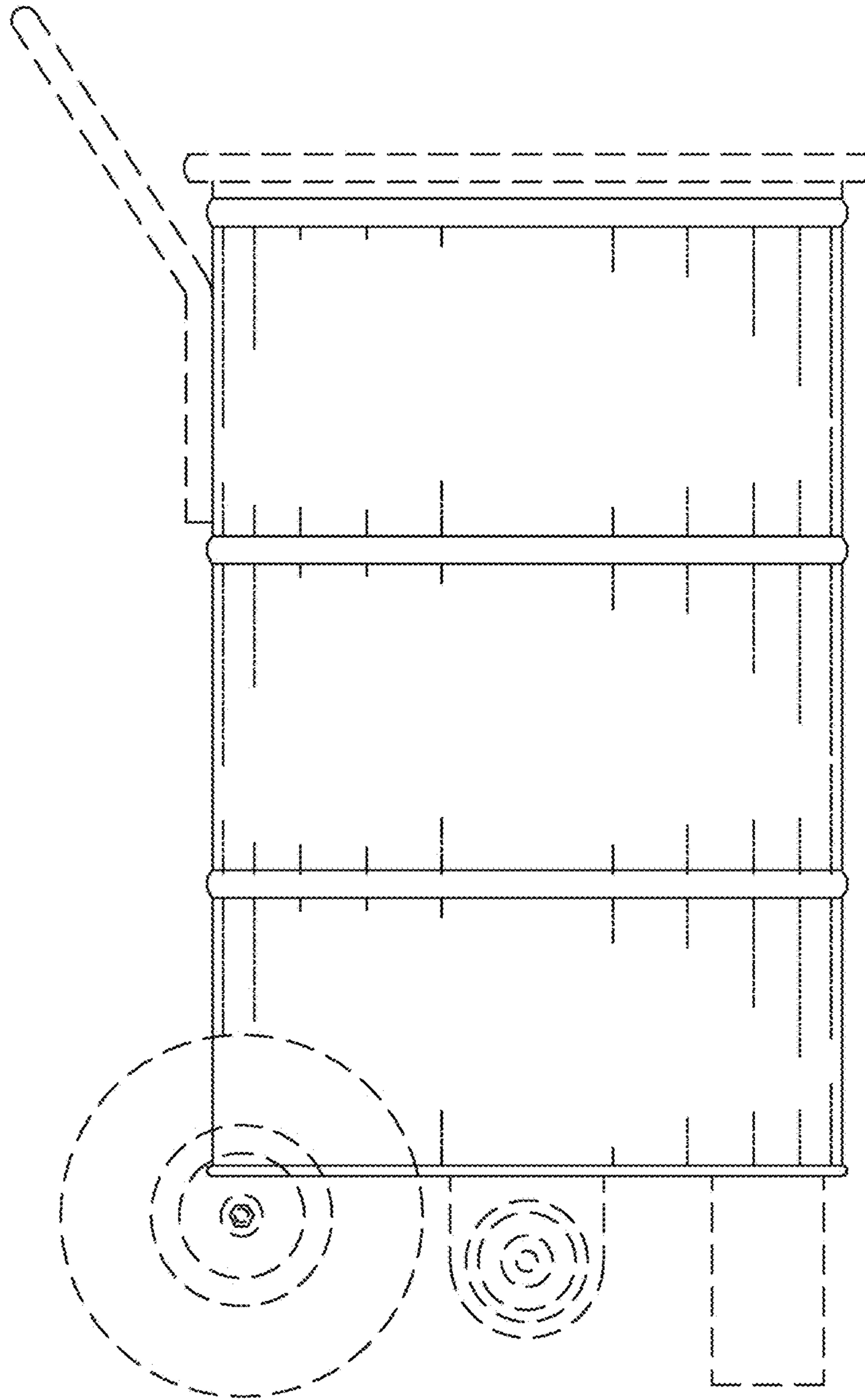


FIG. 4

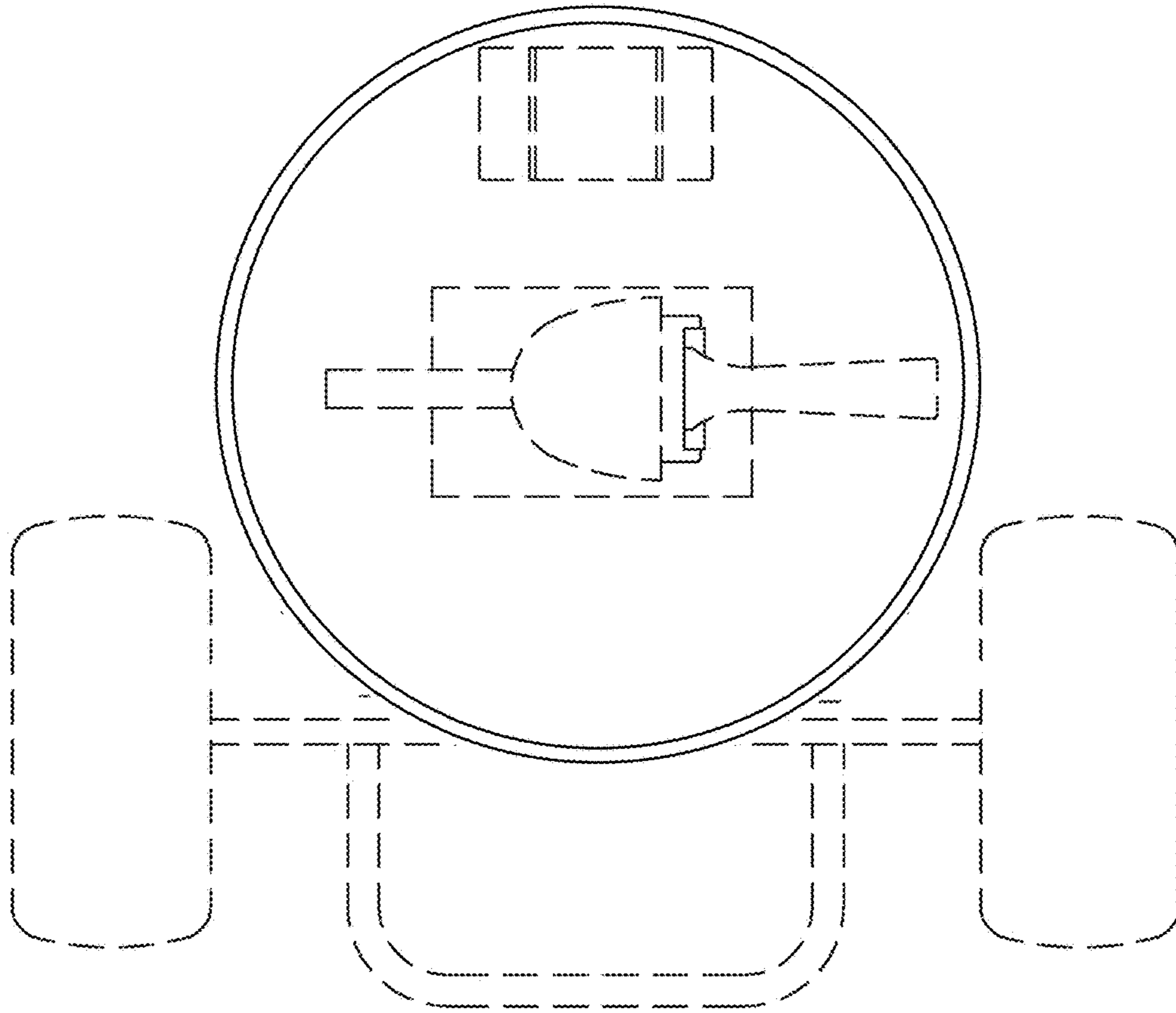


FIG. 5

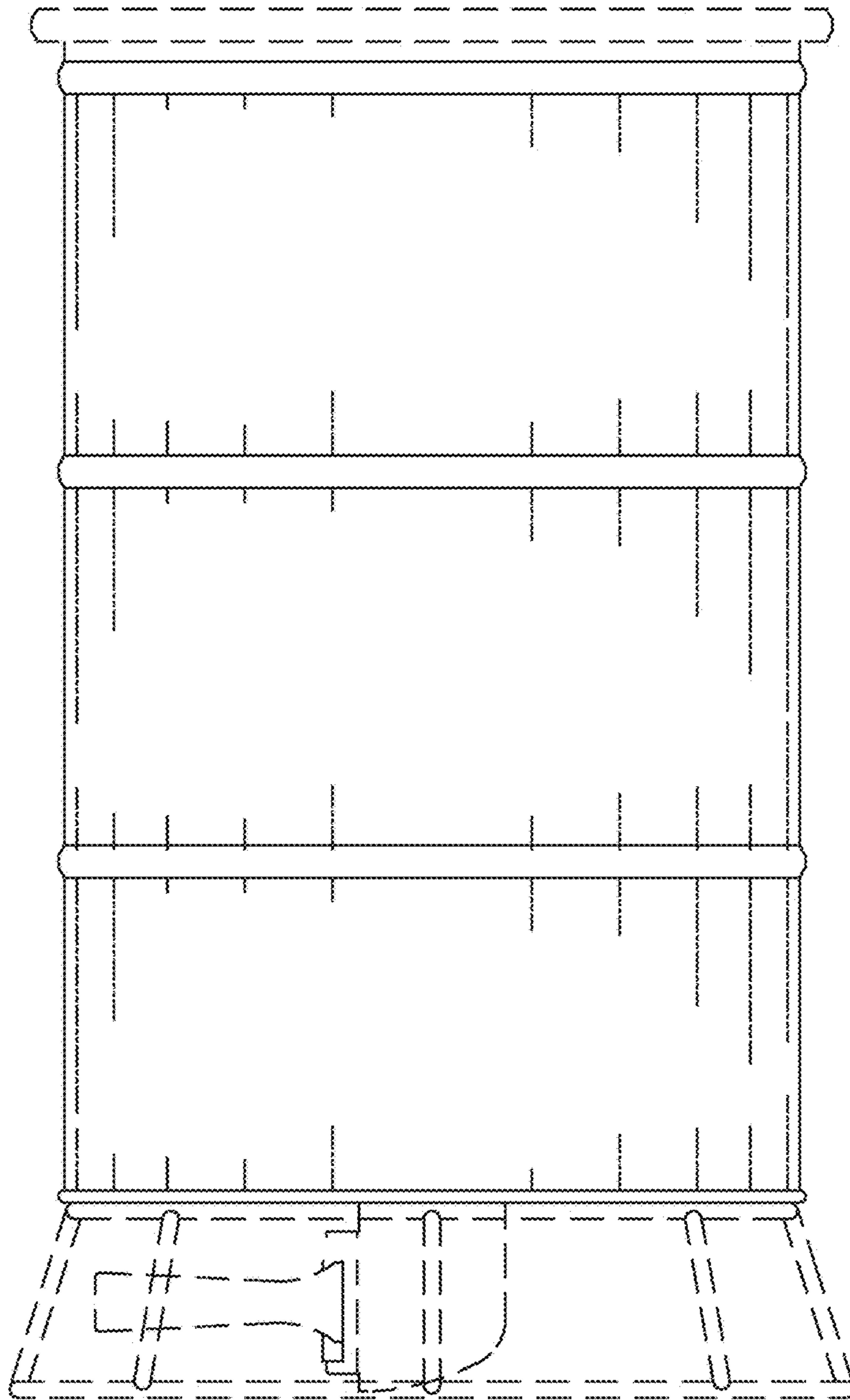


FIG. 6

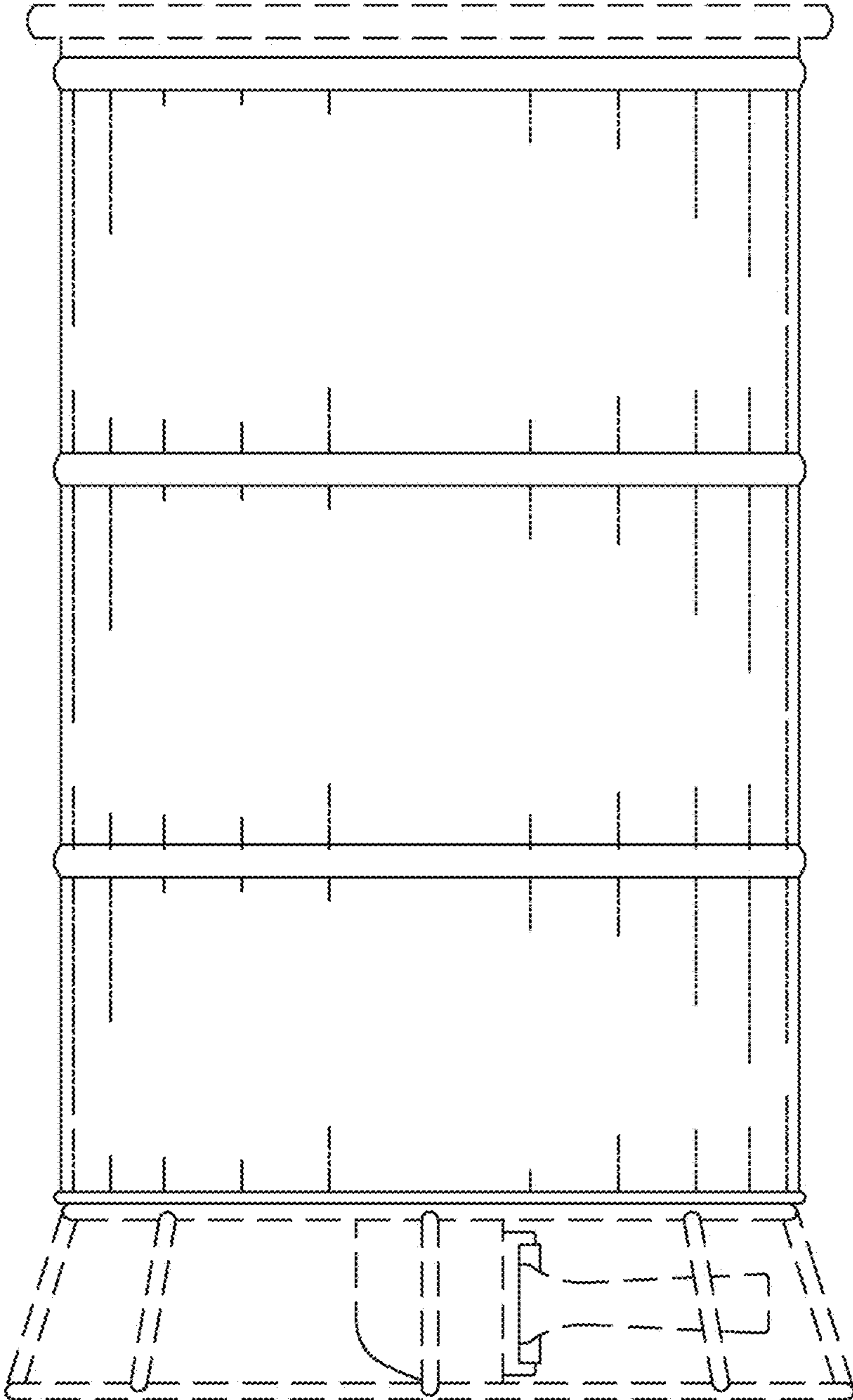


FIG. 7

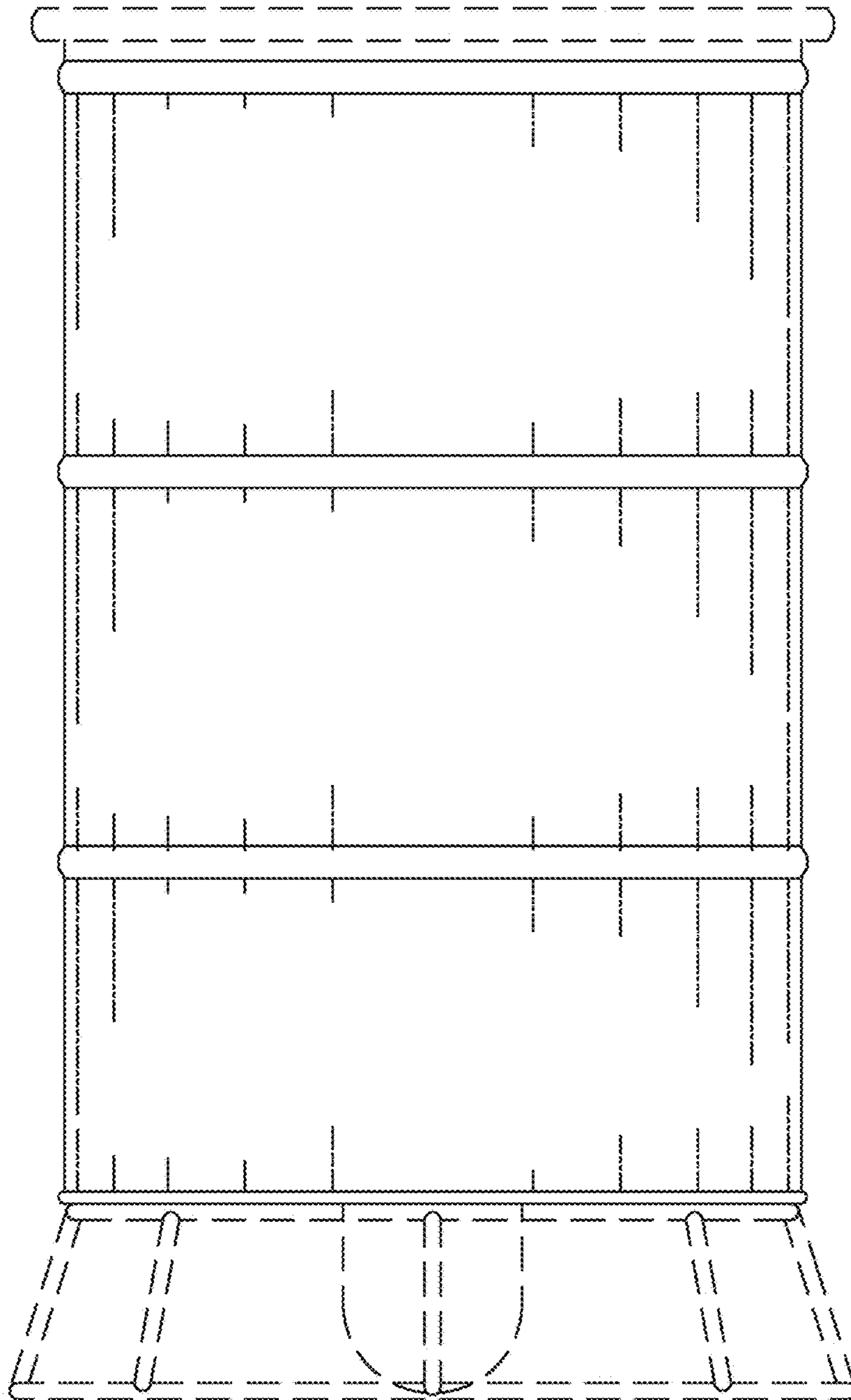


FIG. 8

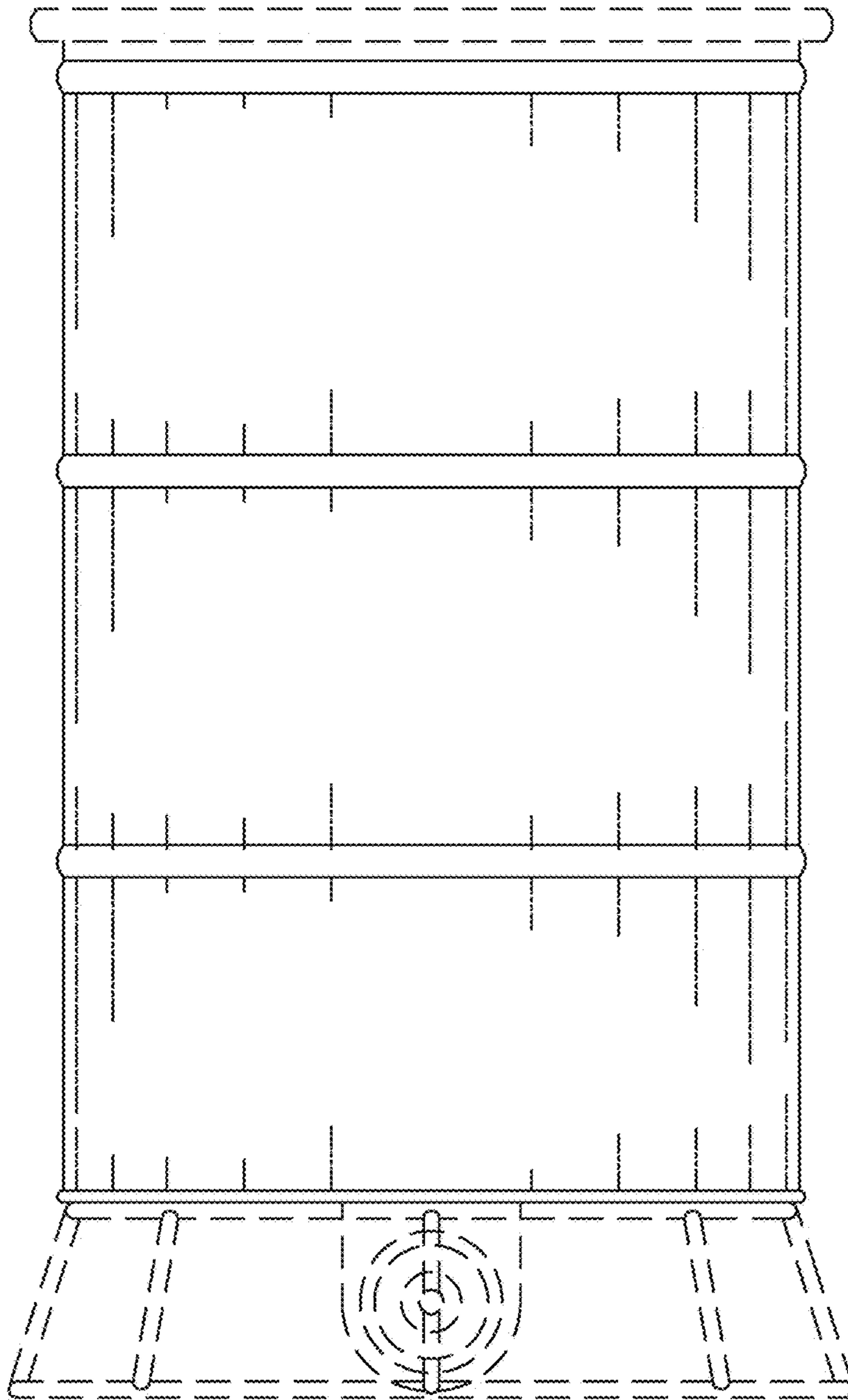


FIG. 9

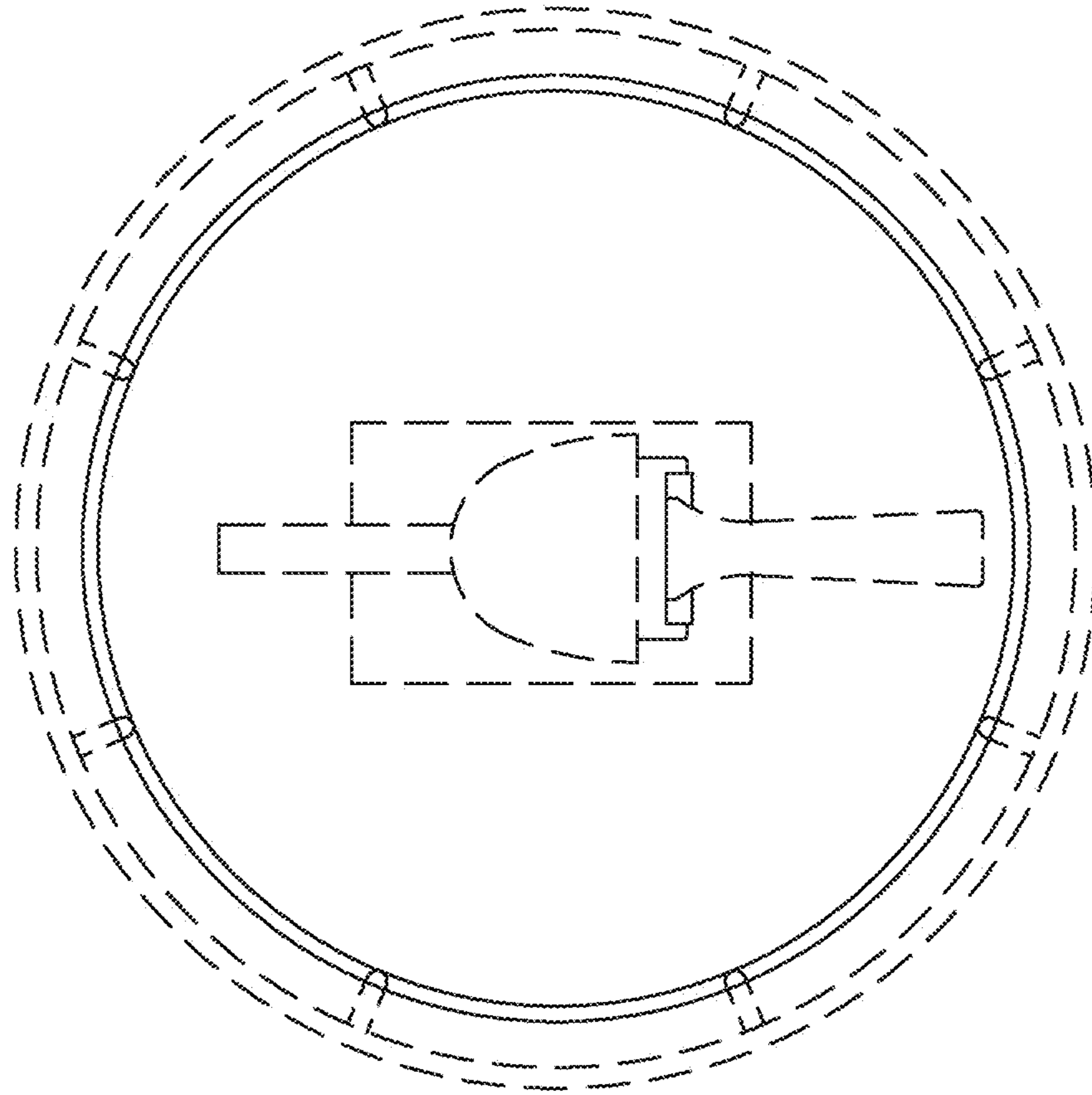


FIG. 10