



US00D777791S

(12) **United States Design Patent** (10) **Patent No.:** **US D777,791 S**  
**Okuyama et al.** (45) **Date of Patent:** **\*\* Jan. 31, 2017**

(54) **ENGINE FOR BOAT** D710,388 S 8/2014 Okuyama et al.  
D733,763 S 7/2015 Nuta et al.  
(71) Applicant: **YANMAR CO., LTD.**, Osaka-shi, D735,757 S 8/2015 Nuta et al.  
Osaka (JP) D759,726 S \* 6/2016 Takao ..... D15/1  
2001/0042532 A1\* 11/2001 Aichinger ..... F01B 1/12  
(72) Inventors: **Kiyoyuki Okuyama**, Yamagata-shi 123/192.1  
(JP); **Takao Nakanishi**, Osaka-shi (JP) 2014/0369863 A1\* 12/2014 Hibino ..... F02B 37/013  
417/243  
(73) Assignee: **YANMAR CO., LTD.**, Osaka (JP) 2015/0053185 A1\* 2/2015 Hibino ..... F02B 29/04  
123/568.12

(\*\*) Term: **15 Years**

\* cited by examiner

(21) Appl. No.: **29/535,719**

*Primary Examiner* — T. Chase Nelson

(22) Filed: **Aug. 10, 2015**

*Assistant Examiner* — Ania Aman

(30) **Foreign Application Priority Data**

(74) *Attorney, Agent, or Firm* — Cantor Colburn LLP

Feb. 10, 2015 (JP) ..... D2015-2662  
(51) **LOC (10) Cl.** ..... **15-01**  
(52) **U.S. Cl.**  
USPC ..... **D15/4; D15/1**

(57) **CLAIM**

The ornamental design for an engine for boat, as shown and described.

(58) **Field of Classification Search**  
USPC .... D15/1-6, 149; D13/184, 112; 123/195 C,  
123/195 P; 440/3, 4, 88 R, 52, 84  
CPC ..... F02B 75/007; F02B 61/02; F02B 75/005;  
F02B 2075/022; F02B 75/16; F02B  
2075/1808; F02B 75/34; F02B  
77/02; F02B 2700/03; F02B  
2710/03; F02B 2730/011; F02B 63/02;  
F02B 2075/027; F02B 2075/1816; F02B  
2075/1824; F02B 2063/045; F01M  
13/022; F01M 2013/0461; F01M 13/04;  
F02F 7/0068; Y10S 55/14; F02M  
35/0201

**DESCRIPTION**

FIG. 1 is a front perspective view of an engine for boats showing our new design;  
FIG. 2 is a rear perspective view of the engine for boats showing our new design;  
FIG. 3 is a front view thereof;  
FIG. 4 is a rear view thereof;  
FIG. 5 is a top plan view thereof;  
FIG. 6 is a left side view thereof; and,  
FIG. 7 is a right side view thereof.

See application file for complete search history.

The broken lines of FIGS. 3 and 4 illustrate portions of the engine for boat that form no part of the claimed design.

(56) **References Cited**

**1 Claim, 7 Drawing Sheets**

U.S. PATENT DOCUMENTS  
5,931,131 A \* 8/1999 Hackett ..... F02B 47/08  
123/195 C  
6,746,288 B2 \* 6/2004 Gokan ..... B63H 21/24  
440/88 F  
D494,191 S \* 8/2004 Aketa ..... D15/1

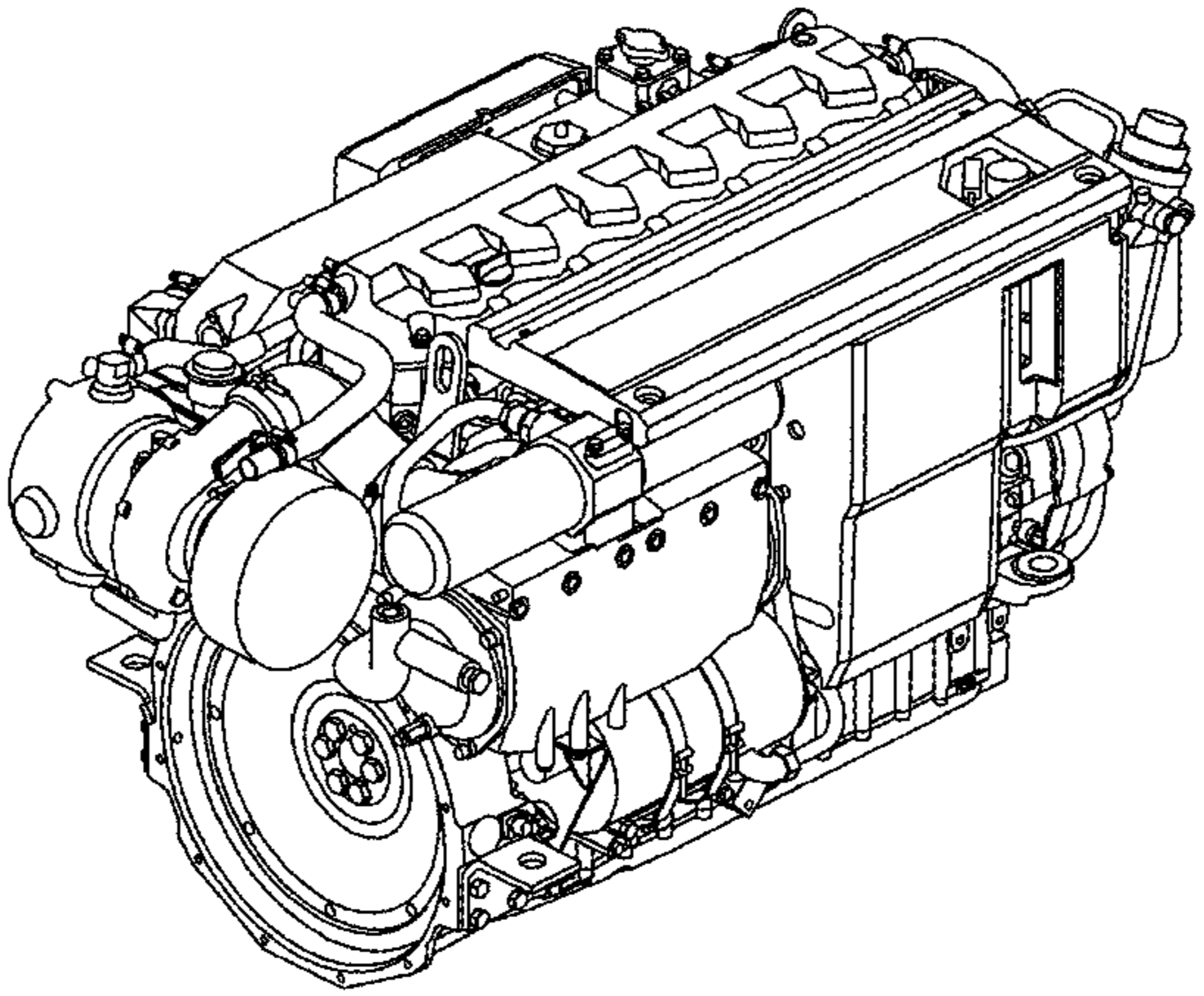


FIG. 1

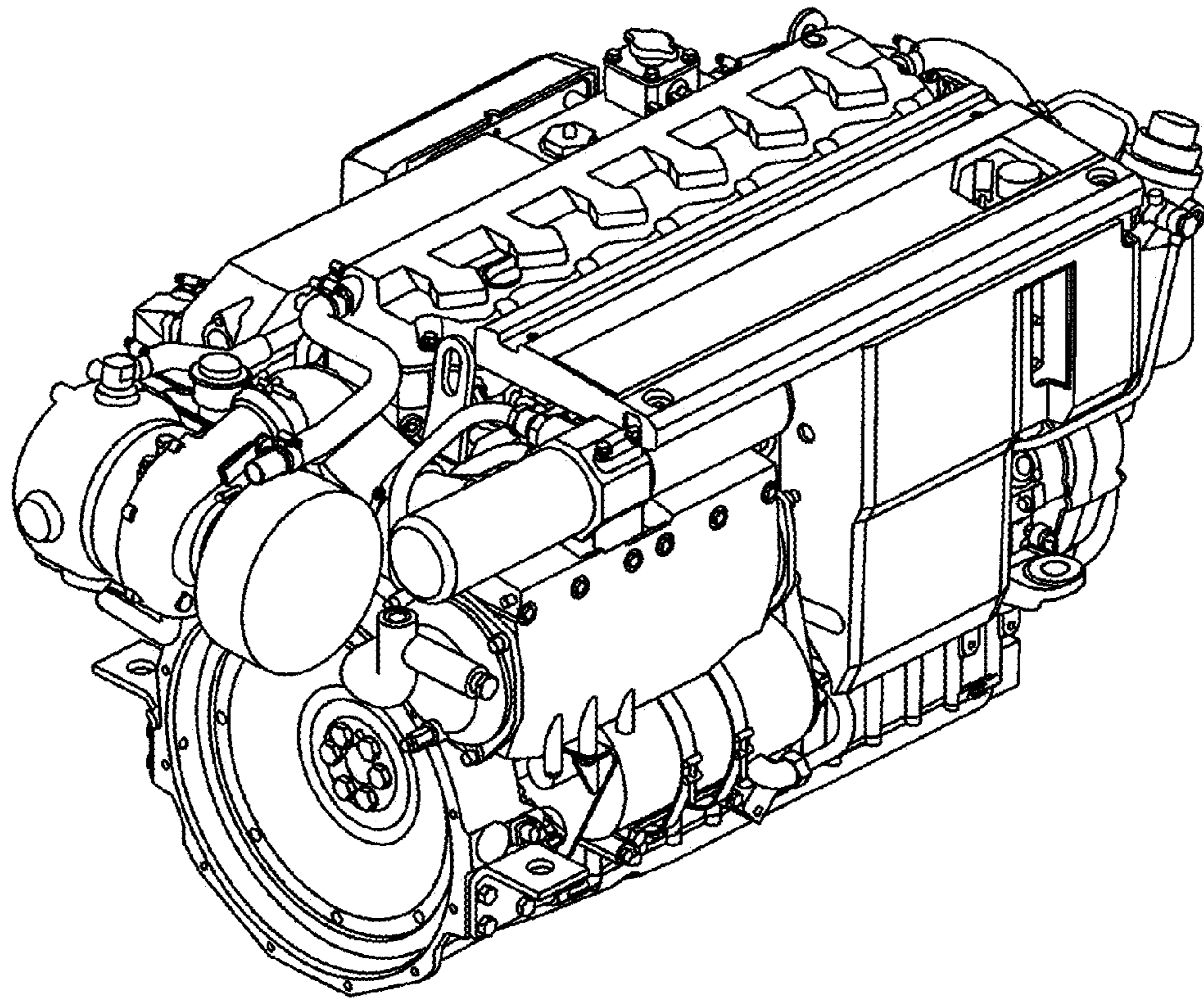
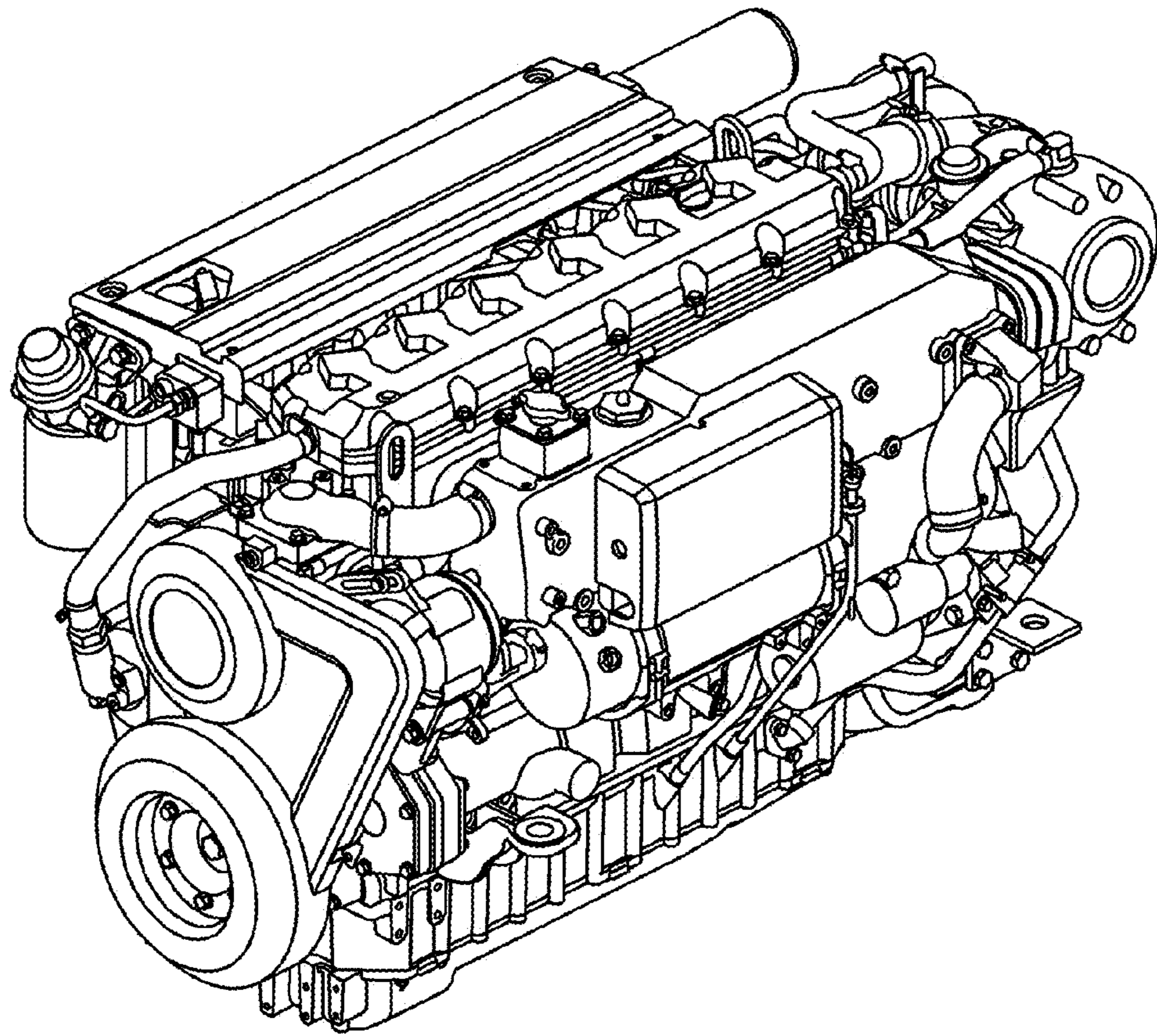


FIG. 2



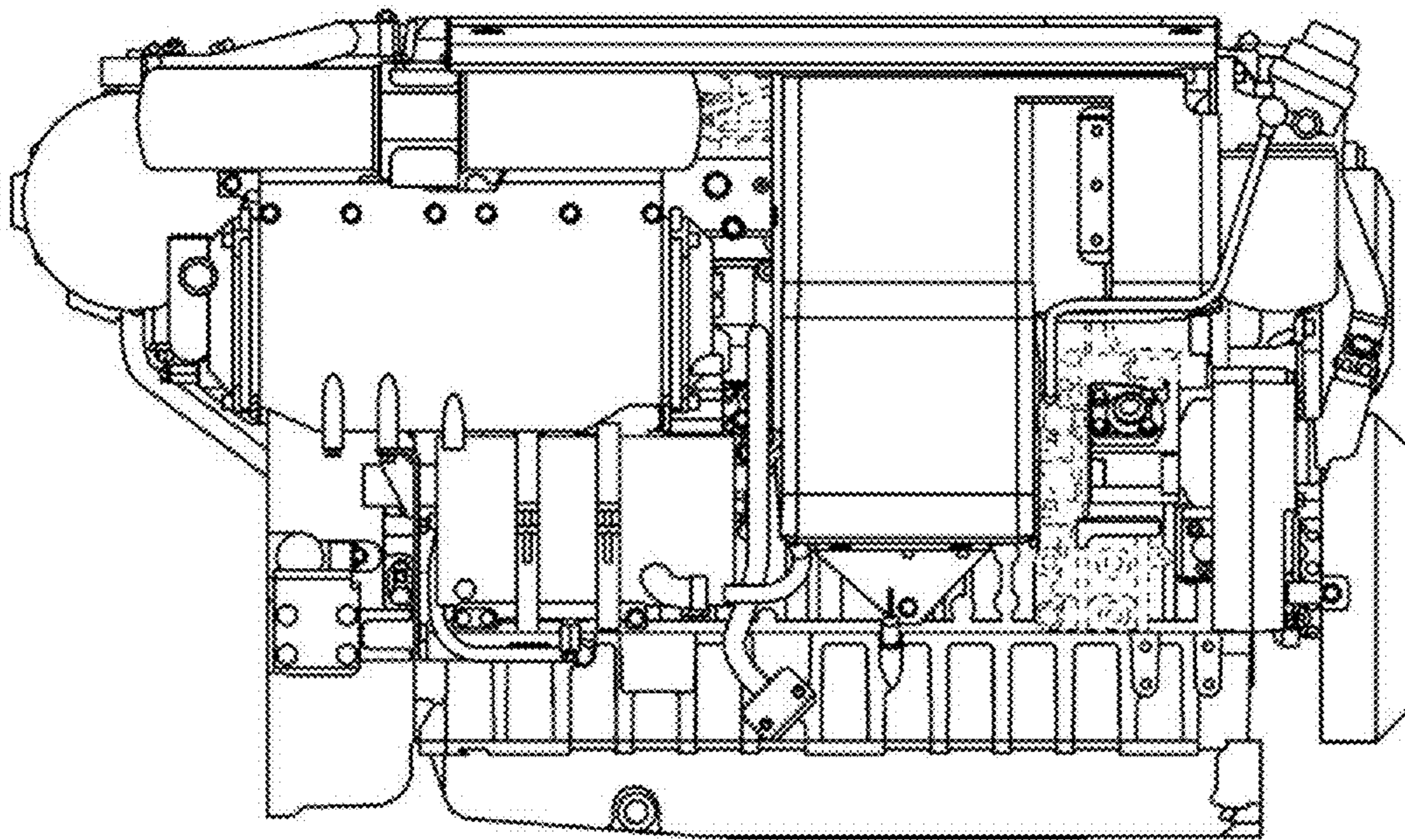


FIG. 3

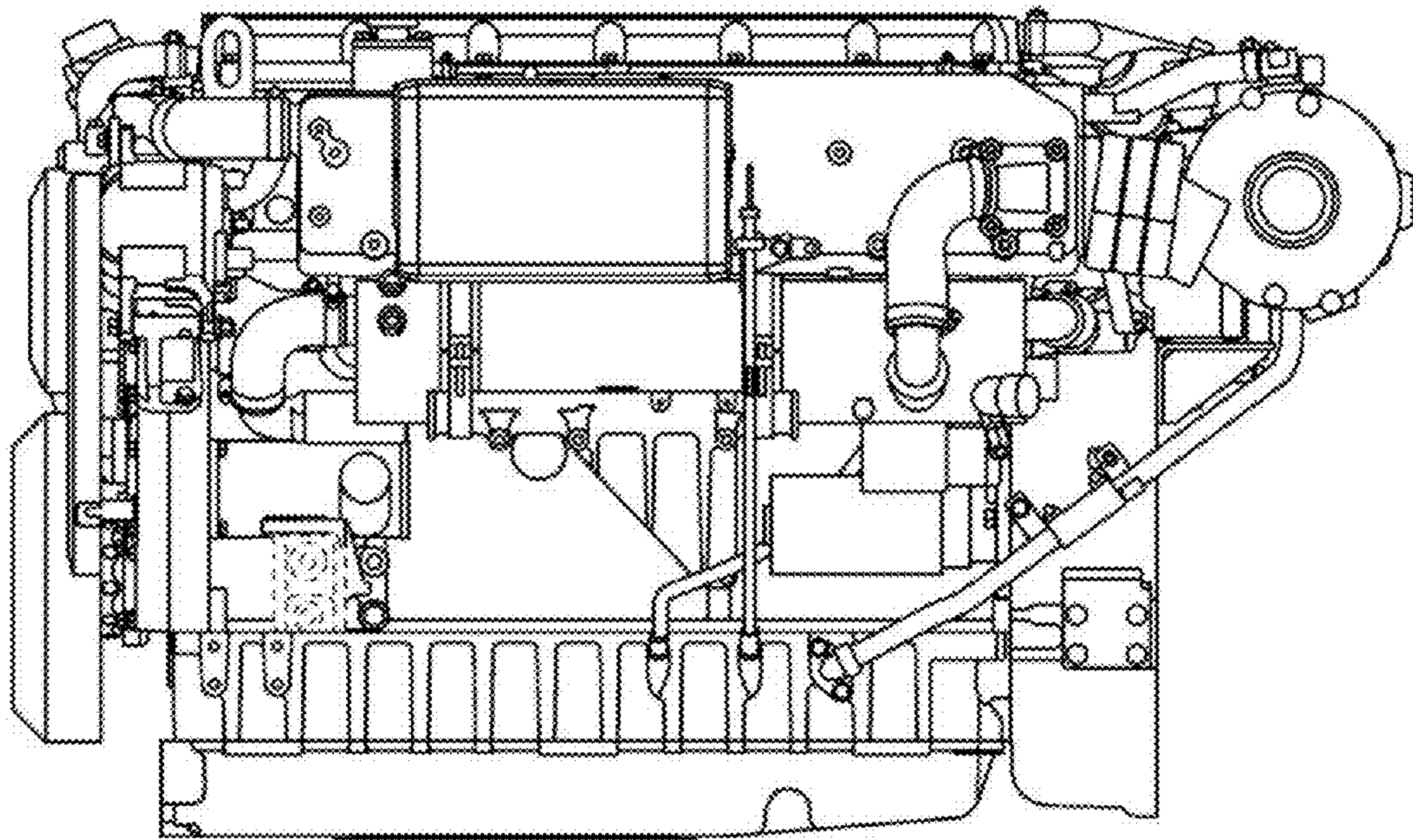


FIG. 4

FIG. 5

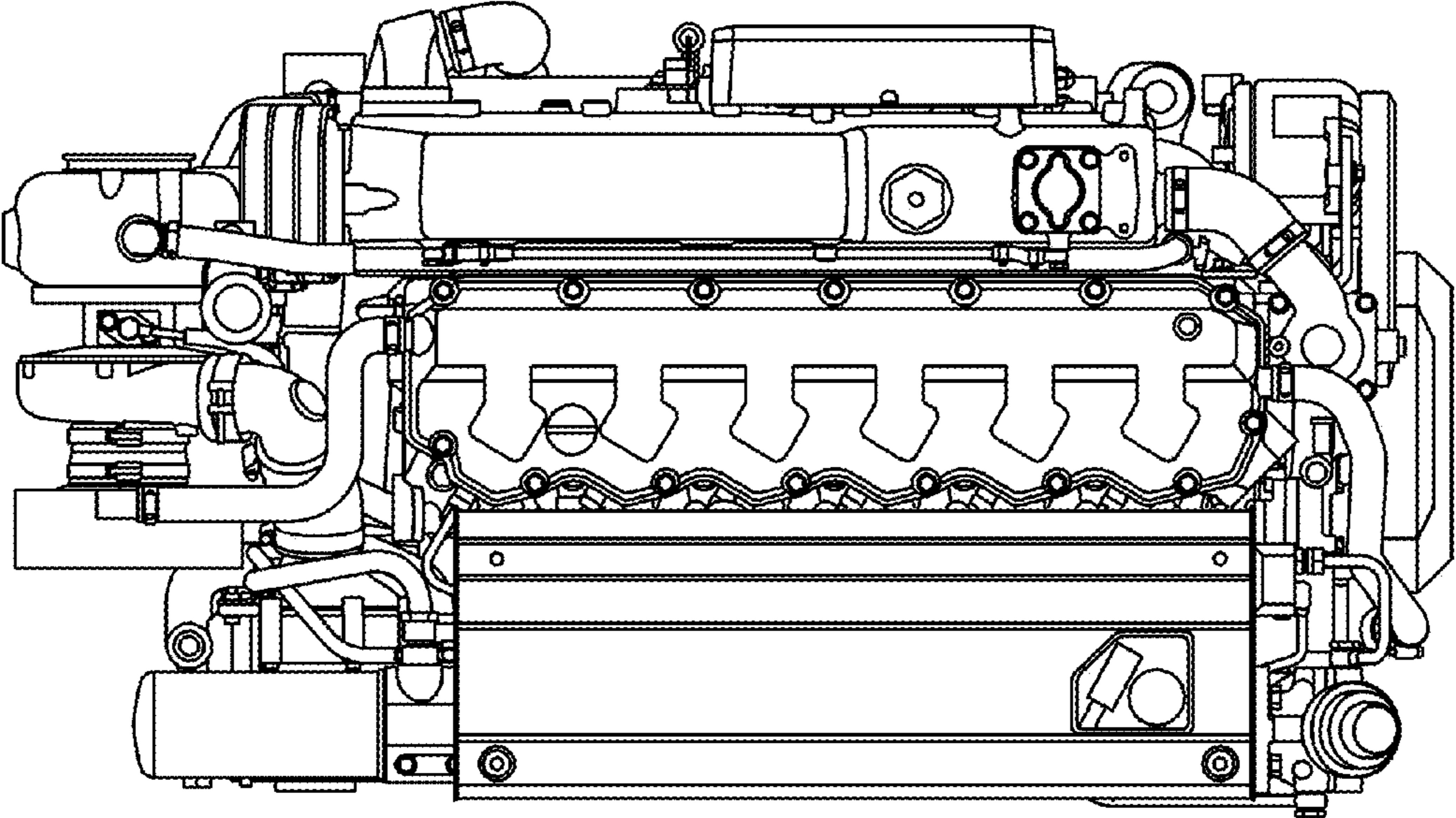


FIG. 6

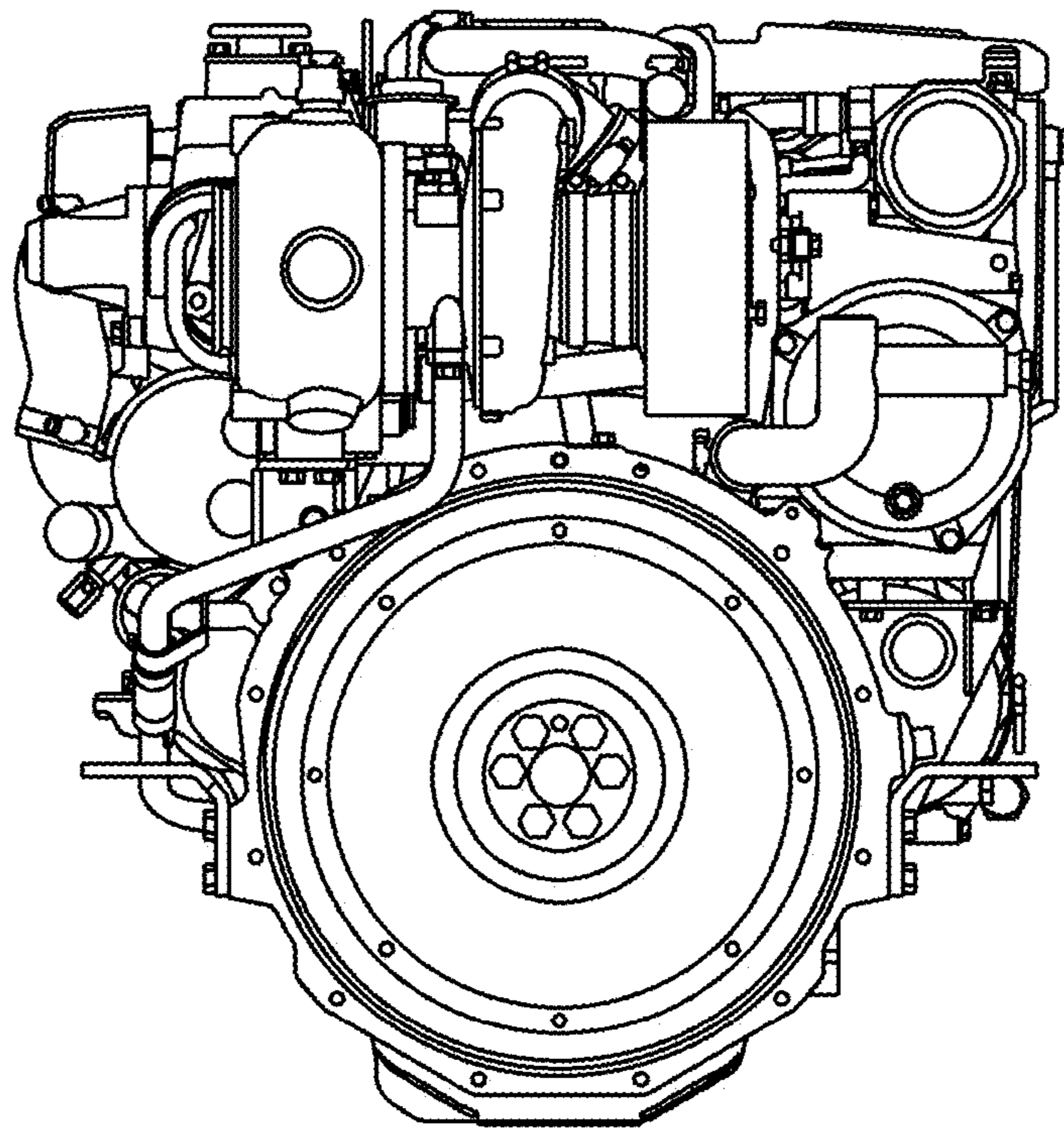


FIG. 7

