



US00D777747S

(12) **United States Design Patent** (10) **Patent No.:** **US D777,747 S**  
**Derby et al.** (45) **Date of Patent:** **\*\* Jan. 31, 2017**

(54) **DISPLAY SCREEN WITH GRAPHICAL USER INTERFACE**

(71) Applicant: **ADP, LLC**, Roseland, NJ (US)

(72) Inventors: **David Derby**, New York City, NY (US); **Scott Crockett**, New York City, NY (US); **Angelynn Nakaguchi**, Jackson Heights, NY (US); **Christopher Schmidt**, Milton, GA (US); **Anna Carsen**, Sunnyside, NY (US); **Michael Thibodeau**, Brooklyn, NY (US)

(73) Assignee: **ADP, LLC**, Roseland, NJ (US)

(\*\*) Term: **14 Years**

(21) Appl. No.: **29/518,343**

(22) Filed: **Feb. 23, 2015**

(51) **LOC (10) Cl.** ..... **14-04**

(52) **U.S. Cl.**  
USPC ..... **D14/486**; D14/493

(58) **Field of Classification Search**  
 USPC ..... D14/485–495  
 CPC ..... G06F 3/017; G06F 3/048; G06F 3/0481;  
 G06F 3/04842; G06F 3/04847; G06F  
 3/0485; G06F 1/1692  
 See application file for complete search history.

(56) **References Cited**

**U.S. PATENT DOCUMENTS**

D672,363 S \* 12/2012 Reyna ..... D14/486  
 D677,686 S \* 3/2013 Reyna ..... D14/486

D683,744 S \* 6/2013 Hally ..... D14/486  
 D684,160 S \* 6/2013 Truelove ..... D14/485  
 D684,161 S \* 6/2013 Truelove ..... D14/485  
 D707,245 S \* 6/2014 Bruck ..... D14/486  
 D715,315 S \* 10/2014 Wood ..... D14/485  
 D722,069 S \* 2/2015 Lee ..... D14/485  
 D729,835 S \* 5/2015 Engelman ..... D14/486  
 D732,573 S \* 6/2015 Seo ..... D14/488  
 D745,883 S \* 12/2015 Anderson ..... D14/486  
 D749,090 S \* 2/2016 Kim ..... D14/485  
 D749,091 S \* 2/2016 Lee ..... D14/485  
 D750,110 S \* 2/2016 Amin ..... D14/486  
 D750,660 S \* 3/2016 Caldwell ..... D14/486  
 2014/0129951 A1 \* 5/2014 Amin ..... G06Q 50/30  
 715/738  
 2014/0236789 A1 \* 8/2014 Caldwell ..... G06Q 40/02  
 705/35

\* cited by examiner

*Primary Examiner* — Darlington Ly

*Assistant Examiner* — Daniel J Domino

(74) *Attorney, Agent, or Firm* — Yee & Associates, P.C.

(57) **CLAIM**

The ornamental design for a display screen with graphical user interface, as shown and described.

**DESCRIPTION**

FIG. 1 is a front view of the display screen with graphical user interface showing our new design; and, FIG. 2 is an enlarged view of a portion of the graphical user interface shown in FIG. 1.

The broken lines in the drawings illustrate portions of a display screen with a graphical user interface that forms no part of the claimed design.

**1 Claim, 2 Drawing Sheets**

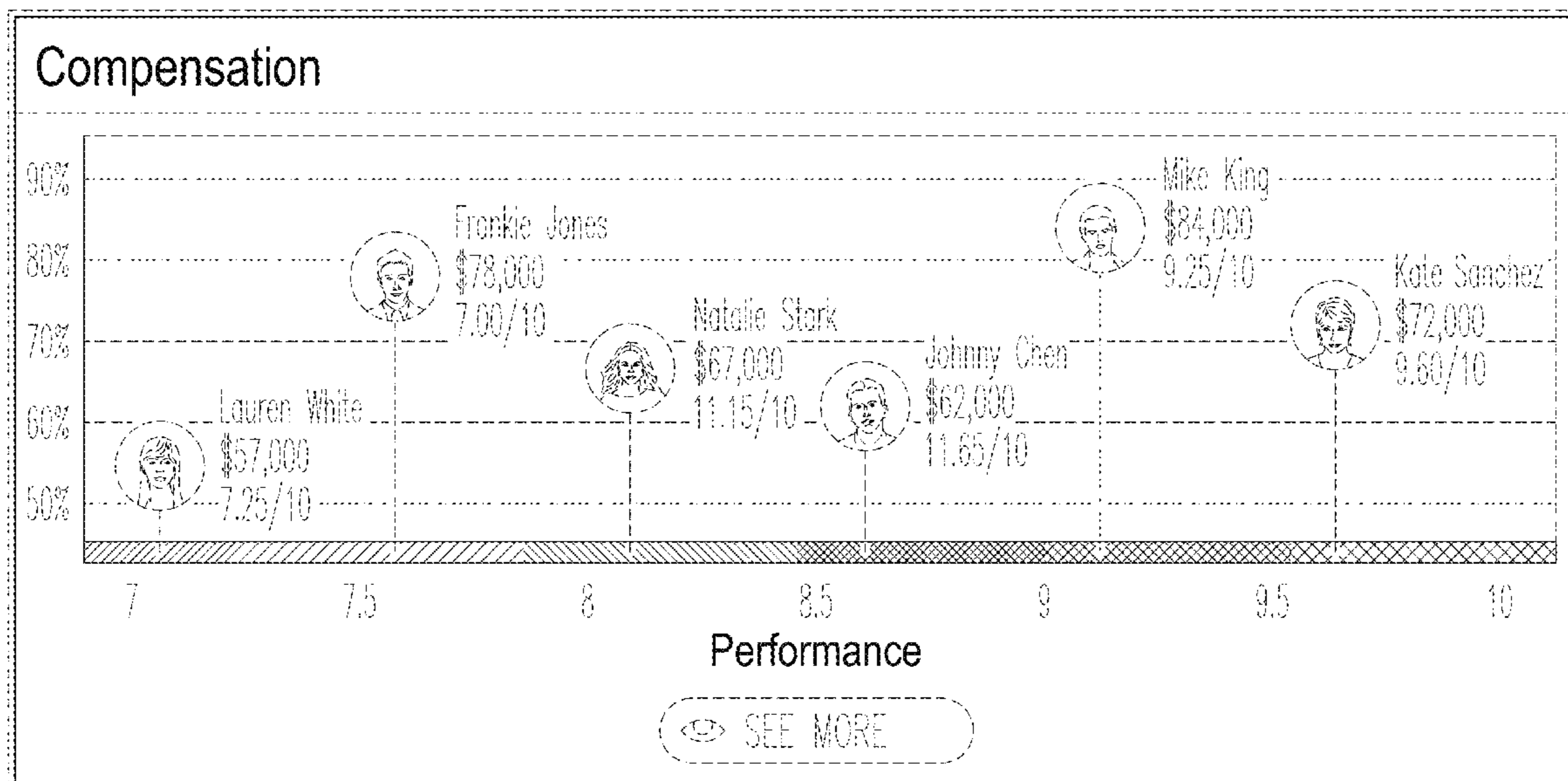
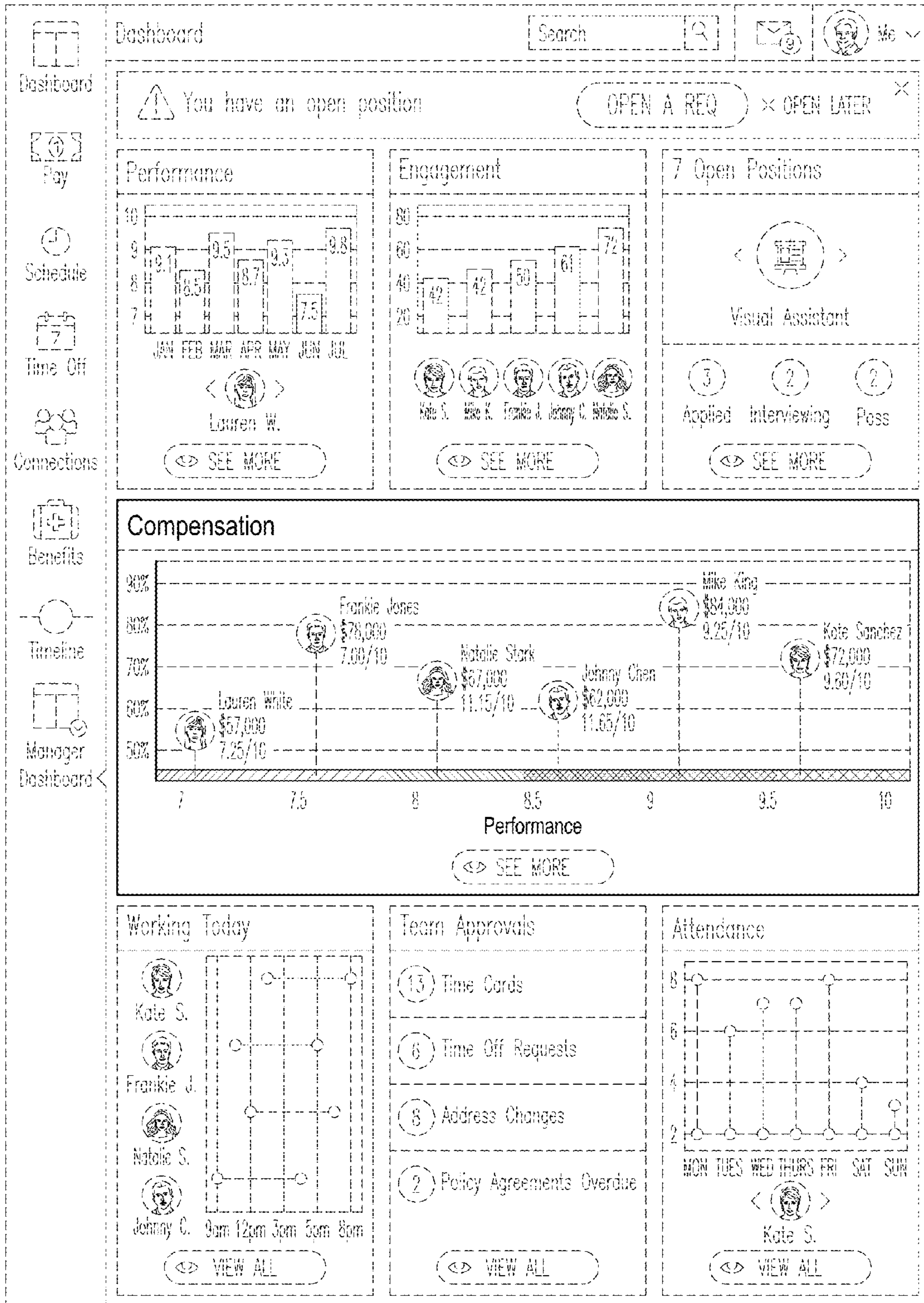


FIG. 1



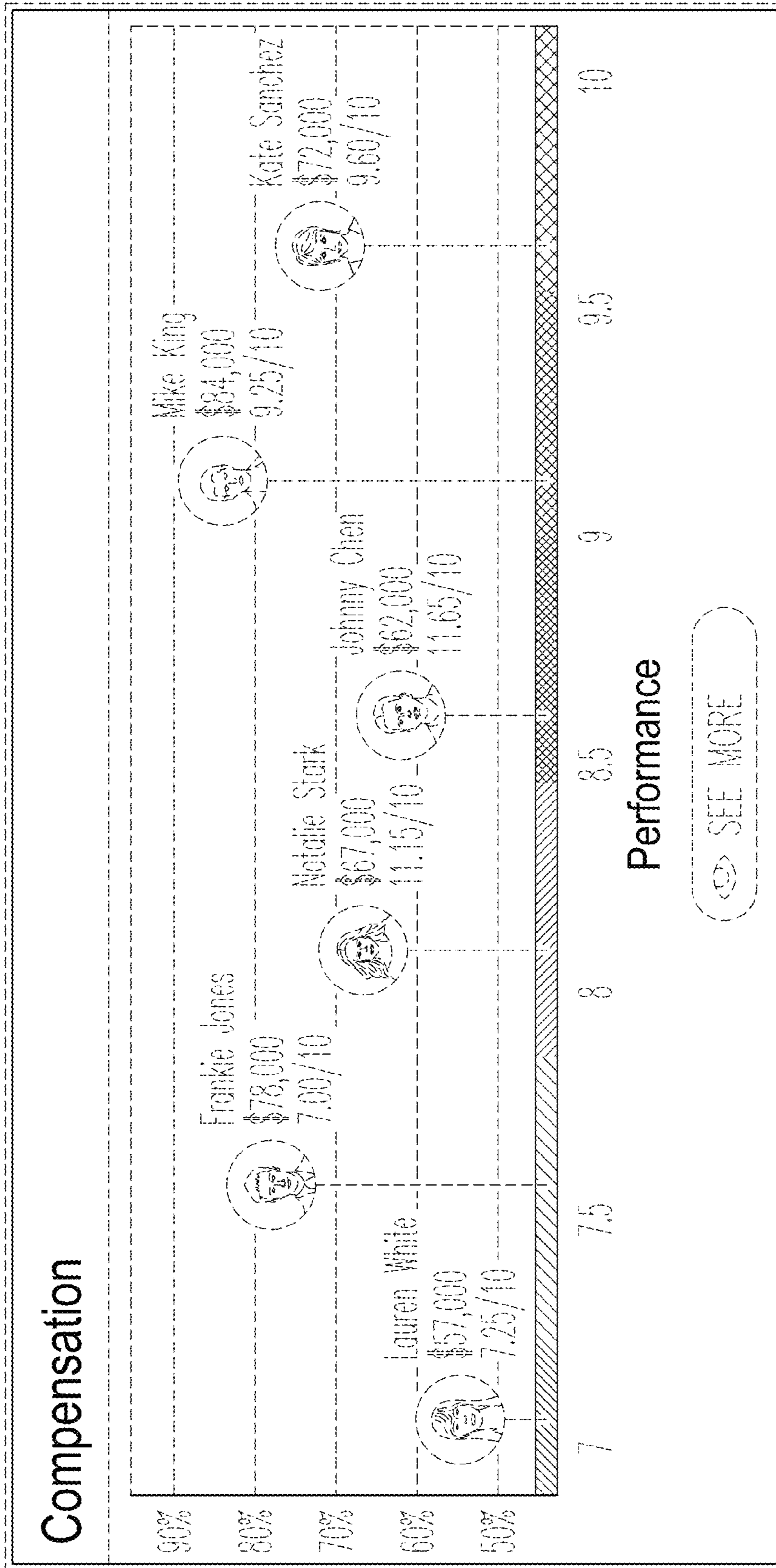


FIG. 2