

US00D777732S

(12) **United States Design Patent**  
**Solop et al.**

(10) **Patent No.:** **US D777,732 S**  
(45) **Date of Patent:** **\*\* Jan. 31, 2017**

(54) **DISPLAY SCREEN OR PORTION THEREOF WITH GRAPHICAL USER INTERFACE**

(71) Applicant: **NET ENTERTAINMENT MALTA SERVICES LTD., Ta'Xbiex (MT)**

(72) Inventors: **Artem Solop, Balovane Village (UA); Daria Maltseva, Vyshgorod (UA)**

(73) Assignee: **NET ENTERTAINMENT MALTA SERVICES, LTD., Ta'xbiex (MT)**

(\*\*) Term: **14 Years**

(21) Appl. No.: **29/484,467**

(22) Filed: **Mar. 10, 2014**

(30) **Foreign Application Priority Data**

Jan. 30, 2014 (EM) ..... 002395012-0001

(51) **LOC (10) Cl.** ..... **14-04**

(52) **U.S. Cl.**  
USPC ..... **D14/485**

(58) **Field of Classification Search**  
USPC ..... D14/485-495; D18/24, 30  
CPC .. G06F 3/0481; G06F 3/04817; G06F 3/0482;  
G06F 17/3211; A63F 2300/308  
See application file for complete search history.

(56) **References Cited**

**U.S. PATENT DOCUMENTS**

- 6,529,804 B1 \* 3/2003 Dragon ..... G01C 21/3664  
340/425.5
- D523,869 S \* 6/2006 Hally ..... D14/486
- D550,691 S \* 9/2007 Hally ..... D14/486
- D678,319 S \* 3/2013 Lee ..... D14/486
- D714,332 S \* 9/2014 Jung ..... D14/486
- D719,186 S \* 12/2014 Kim ..... D14/488
- D733,723 S \* 7/2015 Brinda ..... D14/486

- D743,979 S \* 11/2015 Fujioka ..... D14/486
- 2008/0194327 A1 \* 8/2008 Anderson ..... A63F 13/10  
463/32
- 2009/0088242 A1 \* 4/2009 Richardson ..... G07F 17/34  
463/25
- 2010/0048284 A1 \* 2/2010 Jaffe ..... G07F 17/3258  
463/20
- 2013/0310144 A1 \* 11/2013 Fujisawa ..... G07F 17/34  
463/20
- 2014/0094257 A1 \* 4/2014 Igesund ..... G07F 17/34  
463/20

\* cited by examiner

*Primary Examiner* — Ian Simmons

*Assistant Examiner* — Richelle G Shelton

(74) *Attorney, Agent, or Firm* — Calfee, Halter & Griswold, LLP

(57) **CLAIM**

The ornamental design for a display screen or portion thereof with graphical user interface, as shown and described.


**DESCRIPTION**

FIG. 1 is a front view of a display screen or portion thereof with graphical user interface showing our new design; FIG. 2 is a front view of a second embodiment of FIG. 1; and,

FIG. 3 is a front view thereof, shown with an alternate environment.

The outer broken line in each Figure shows a display screen or portion thereof. The broken lines showing a display screen or portion thereof or portions of the Figure form no part of the claimed design. The broken lines shown on the graphical user interface form no part of the claimed design. The different shades of gray are intended to show contrasting appearances of the different areas of each figure.

**1 Claim, 3 Drawing Sheets**






FIG. 1




FIG. 2




FIG. 3