



US00D777719S

(12) **United States Design Patent**  
**Kim**

(10) **Patent No.:** **US D777,719 S**  
(45) **Date of Patent:** **\*\* Jan. 31, 2017**

(54) **MOBILE PHONE CASE**

5/0086;B29C 45/1676; H02J 7/00; H04Q  
7/32; B65D 85/00; B65D 19/00; G03B  
17/02

(71) Applicant: **LG ELECTRONICS INC.**, Seoul  
(KR)

See application file for complete search history.

(72) Inventor: **Hyunjoong Kim**, Seoul (KR)

(56) **References Cited**

(73) Assignee: **LG ELECTRONICS INC.**, Seoul  
(KR)

U.S. PATENT DOCUMENTS

(\*\*) Term: **15 Years**

D638,829 S *	5/2011	Melanson	.....	D14/250
D681,623 S *	5/2013	Chang	.....	D14/250
D709,488 S *	7/2014	Bulkley	.....	D14/250
D721,070 S *	1/2015	Pickett	.....	D14/250
D721,358 S *	1/2015	Pickett	.....	D14/250

(21) Appl. No.: **29/535,881**

\* cited by examiner

(22) Filed: **Aug. 11, 2015**

(30) **Foreign Application Priority Data**

*Primary Examiner* — Freda S Nunn

Feb. 12, 2015 (KR) ..... 30-2015-0007844

(74) *Attorney, Agent, or Firm* — Birch, Stewart, Kolasch  
& Birch, LLP

(51) **LOC (10) Cl.** ..... **14-03**

(57) **CLAIM**

(52) **U.S. Cl.**  
USPC ..... **D14/250**

The ornamental design for a mobile phone case, as shown  
and described.

(58) **Field of Classification Search**

**DESCRIPTION**

USPC ..... D14/250, 341-347, 130, 138 C, 138 G,  
D14/138 R, 138 AA, 147, 203.1, 203.3,  
D14/203.7, 204.4; D3/218  
CPC ..... A45C 1/06; A45C 11/00; A45C 2011/002;  
A45C 3/02; A45F 2200/0525; A45F  
2200/0516; A45F 5/02; G06F  
1/165; G06F 1/1613; G06F 1/1624; G06F  
1/1626; G06F 3/0485; G06F  
3/0488; G06F 1/1632; G06F  
1/1607; G06F 1/1628; G06F  
1/1656; H04B 1/3888; H04B 1/00; H04B  
1/3883; H04M 1/0202; H04M  
1/0283; H04M 1/185; H04M 1/00; H04M  
1/0214; H04M 1/035; H04M 1/04; H01M  
10/46; H01M 2/1022; H05K  
5/0217; H05K 5/03; H05K 7/00; H05K

FIG. 1 is a perspective view of a mobile phone case showing  
my new design;  
FIG. 2 is a front view thereof;  
FIG. 3 is a rear view thereon;  
FIG. 4 is a left side view thereof;  
FIG. 5 is a right side view thereof;  
FIG. 6 is a top plan view thereof;  
FIG. 7 is a bottom plan view thereof; and,  
FIG. 8 is a rear perspective view thereof.  
The dash-dot-dash broken lines depict environment only and  
form no part of the claimed design, while the solid or evenly  
spaced broken lines in FIGS. 1, 2, 3, and 8 depict claimed  
stitched lines.

**1 Claim, 7 Drawing Sheets**

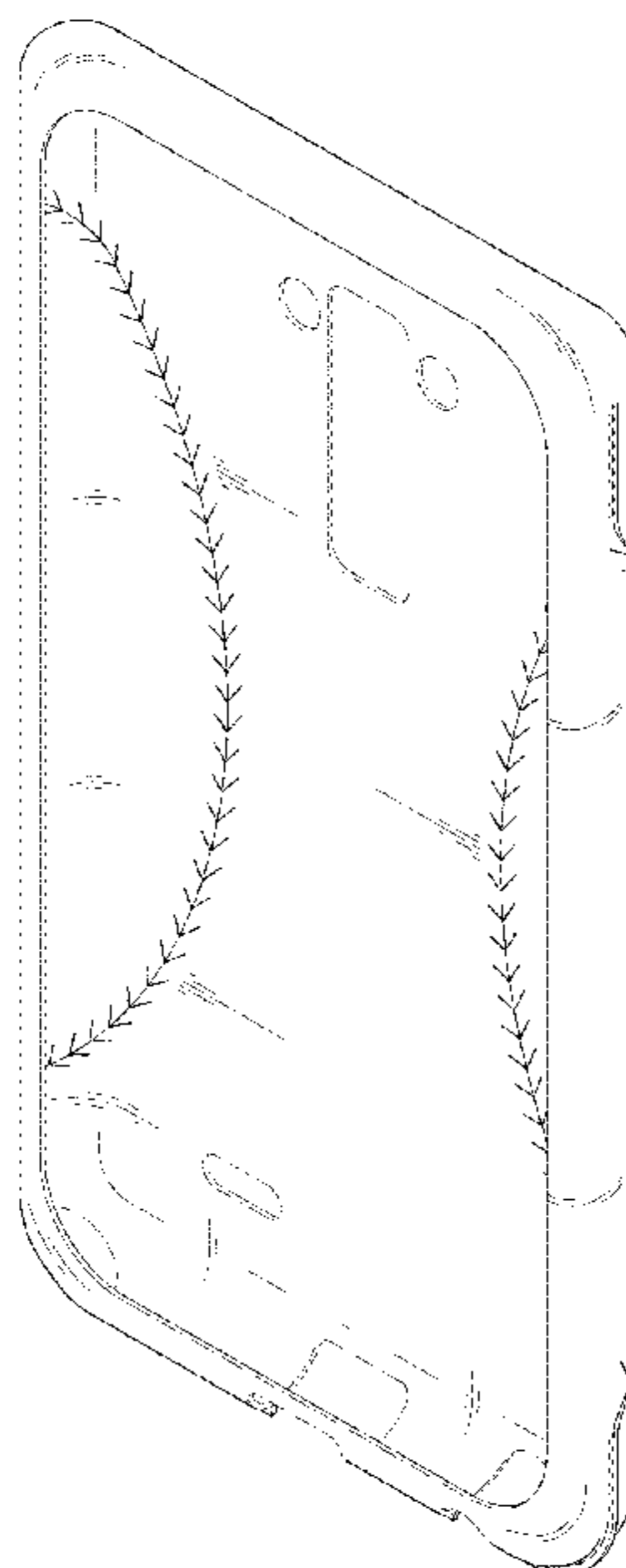


FIG. 1




FIG. 2

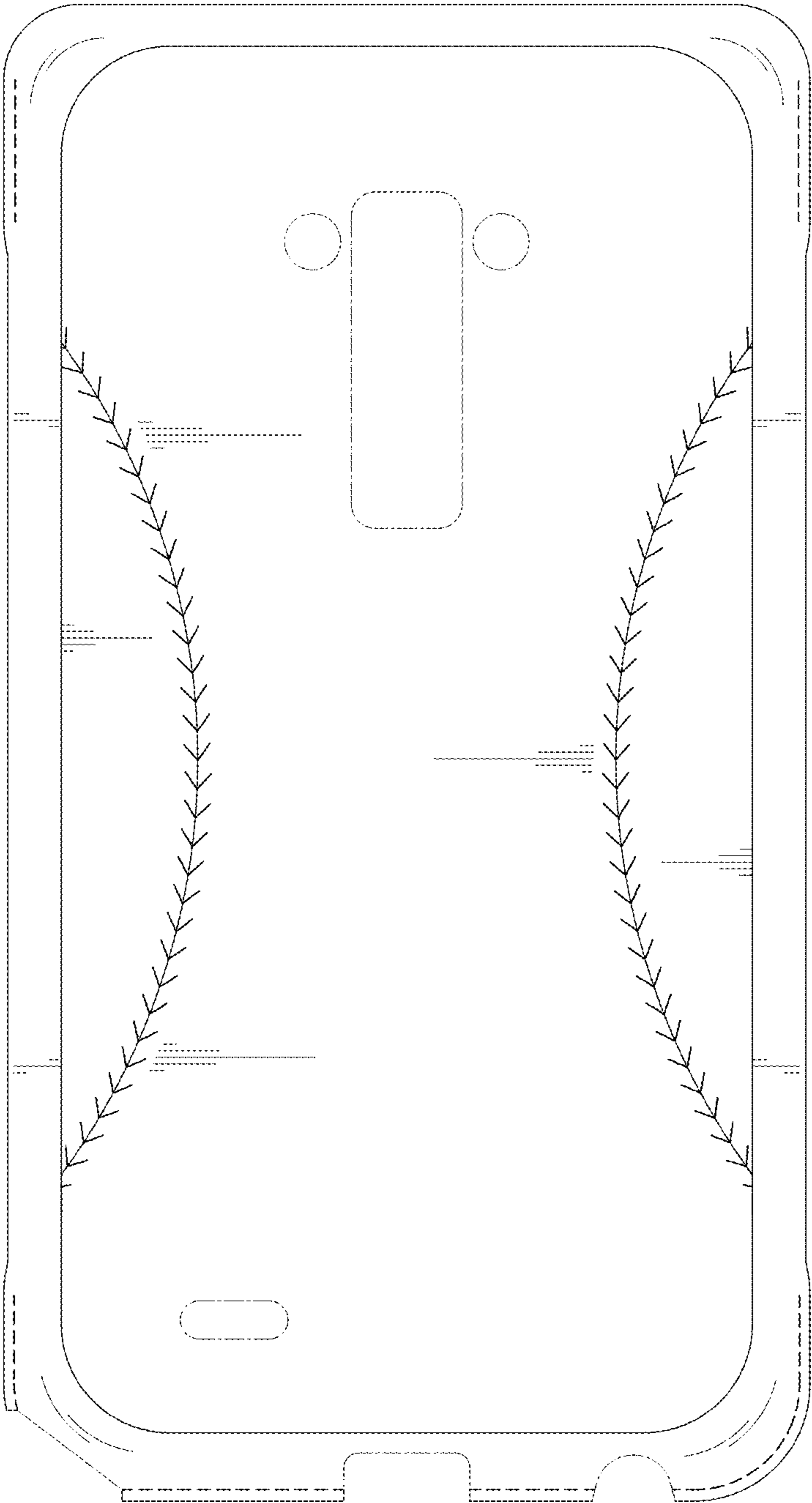


FIG. 3

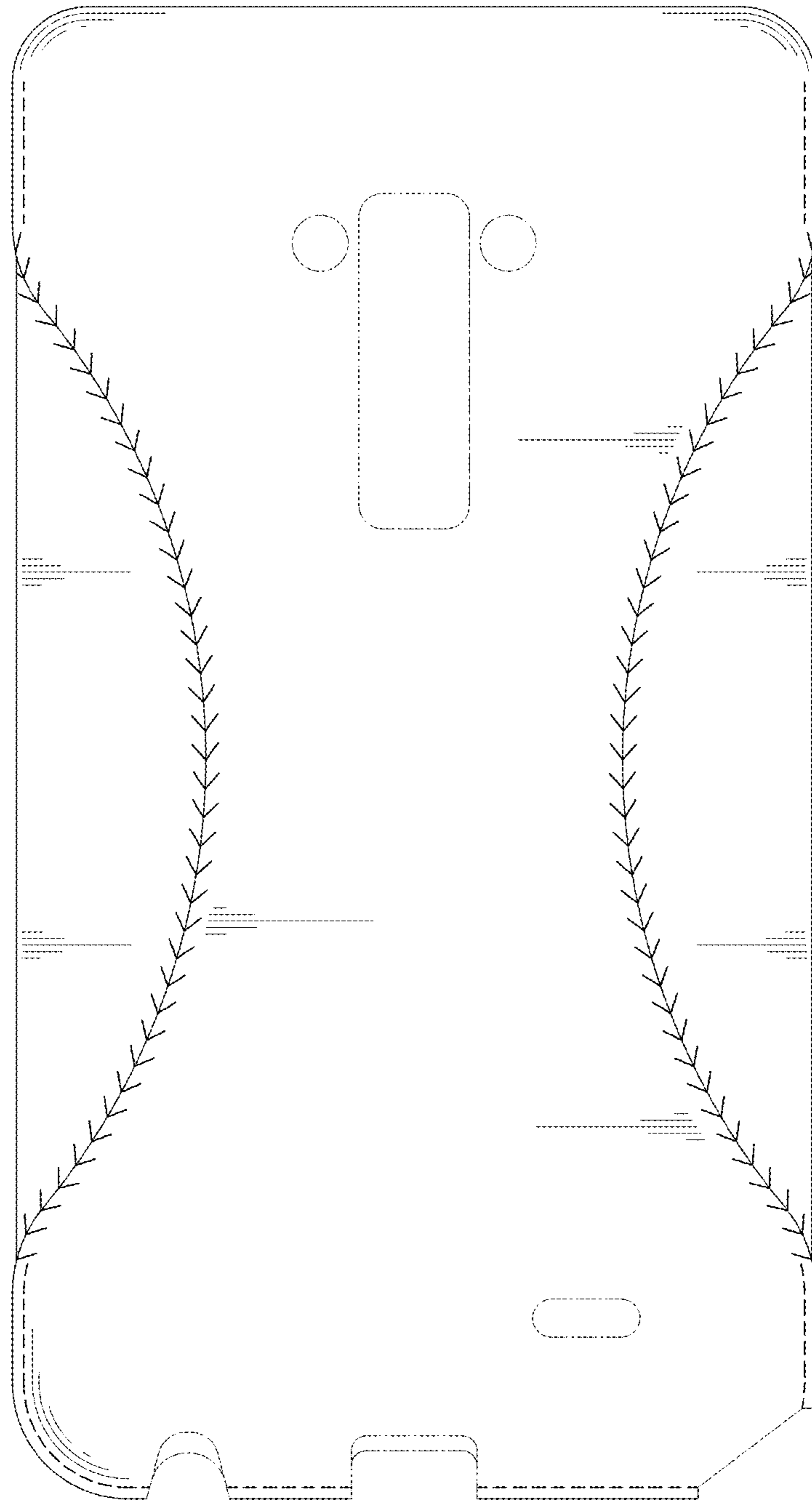


FIG. 4

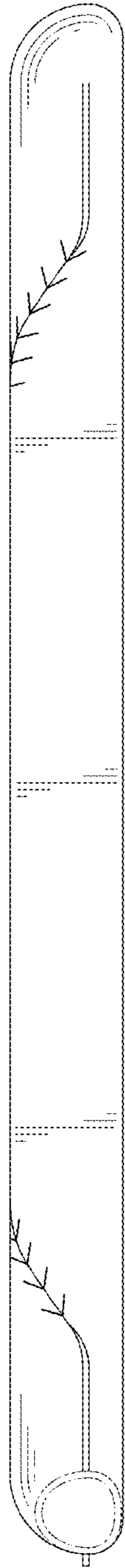


FIG. 5

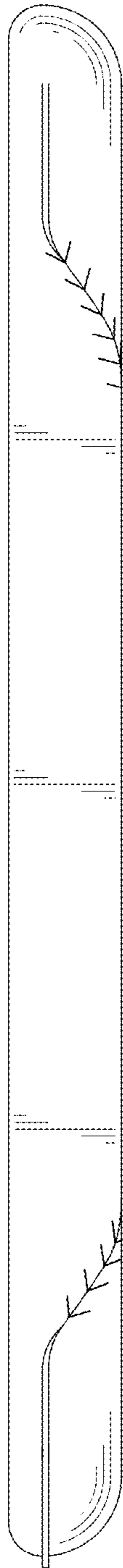


FIG. 6




FIG. 7

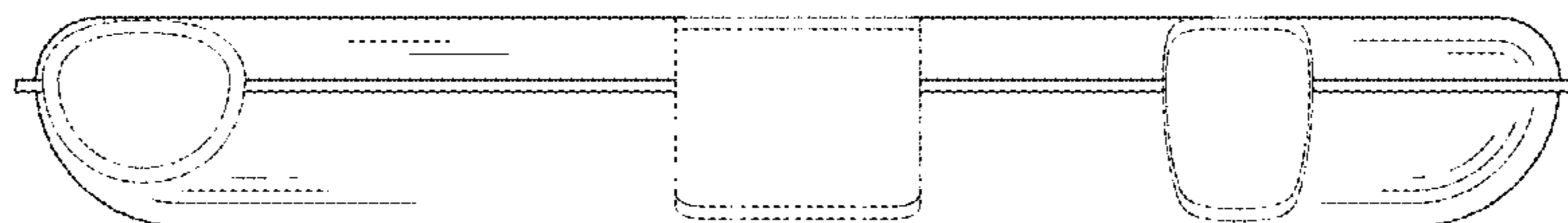


FIG. 8

