



US00D777716S

(12) **United States Design Patent**
Kim

(10) **Patent No.:** **US D777,716 S**

(45) **Date of Patent:** **** Jan. 31, 2017**

(54) **CASE FOR ELECTRONIC DEVICES**

(71) Applicant: **Dae-Young Kim**, Seoul (KR)

(72) Inventor: **Dae-Young Kim**, Seoul (KR)

(73) Assignee: **SPIGEN KOREA CO., LTD.**,
Geumcheon-Gu, Seoul (KR)

(**) Term: **14 Years**

(21) Appl. No.: **29/518,089**

(22) Filed: **Feb. 19, 2015**

(51) **LOC (10) Cl.** **14-03**

(52) **U.S. Cl.**
USPC **D14/250**

(58) **Field of Classification Search**
USPC D14/143, 189, 203.2–203.7, 217, 238.1,
D14/240, 248, 250, 251–253, 440, 447,
D14/496; D13/103, 107–108, 119;
D3/201, 218, 247, D3/269, 273, 301, 303
CPC A45C 1/06; A45C 11/00; A45C 13/02;
A45C 2011/002; A45F 2005/026; A45F
2200/0525; A45F 2200/0516; H04B
1/3888; H04M 1/0283; H04M 1/0202
See application file for complete search history.

(56) **References Cited**

U.S. PATENT DOCUMENTS

D619,361 S *	7/2010	Andre	D3/269
D679,695 S *	4/2013	Fahrendorff	D14/250
D681,615 S *	5/2013	Fathollahi	D14/250
D706,254 S *	6/2014	Chang	D14/217
D709,870 S *	7/2014	Lee	D14/250
D731,472 S *	6/2015	Lee	D14/250
D733,110 S *	6/2015	Lee	D14/248
D749,535 S *	2/2016	Joung	D14/138 G
2011/0050606 A1 *	3/2011	Zhang	H04M 1/0202 345/173

2015/0245522 A1 *	8/2015	Kang	G06F 1/1635 361/728
2015/0335116 A1 *	11/2015	Kim	A45C 11/00 224/191
2015/0365123 A1 *	12/2015	Kim	A47B 23/043 455/575.8

(Continued)

OTHER PUBLICATIONS

<http://www.spigen.com/collections/galaxy-s/products/galaxy-s6-case-capsule-solid?variant=1161338689>—Earliest review date of Jun. 30, 2015.*

(Continued)

Primary Examiner — Manpreet Matharu

Assistant Examiner — Mojtaba Tehrani

(74) *Attorney, Agent, or Firm* — East West Law Group;
Heedong Chae

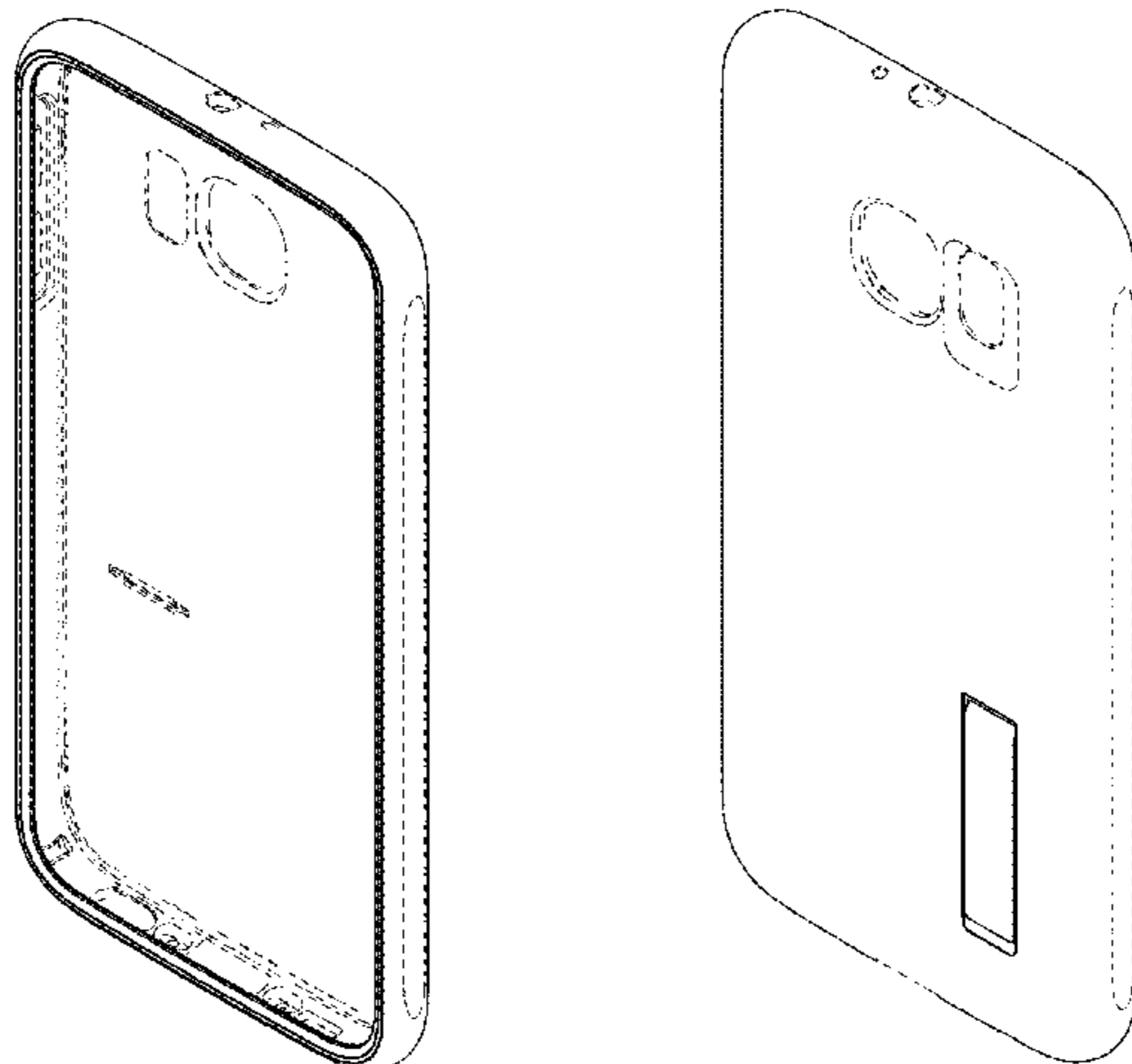
(57) **CLAIM**

The ornamental design for a case for electronic devices, as shown and described.

DESCRIPTION

FIG. 1 is a front perspective view of a case for electronic devices showing my new design;
FIG. 2 is a rear perspective view thereof;
FIG. 3 is a front elevational view thereof;
FIG. 4 is a rear elevational view thereof;
FIG. 5 is a left side elevational view thereof;
FIG. 6 is a right side elevational view thereof;
FIG. 7 is a top plan view thereof;
FIG. 8 is a bottom plan view thereof;
FIG. 9 is a rear perspective view thereof with a support leg extended;
FIG. 10 is an exploded front perspective view of thereof;
and,
FIG. 11 is an exploded rear perspective view thereof.
The broken line in the figure drawings represents unclaimed environment only and forms no part of the claimed design.

1 Claim, 11 Drawing Sheets



(56)

References Cited

U.S. PATENT DOCUMENTS

2016/0065262 A1* 3/2016 Wilson H04B 1/3888
455/575.8

OTHER PUBLICATIONS

http://www.amazon.com/Spigen%C2%AE-Capsule-Non-Slip-Premium-Flexible/dp/B00T3O8XZ8/ref=sr_1_1?ie=UTF8&qid=1458030279&sr=8-1&keywords=Galaxy+S6+Case+Capsule+Solid—Earliest review date of Mar. 25, 2015.*

* cited by examiner

FIG. 1

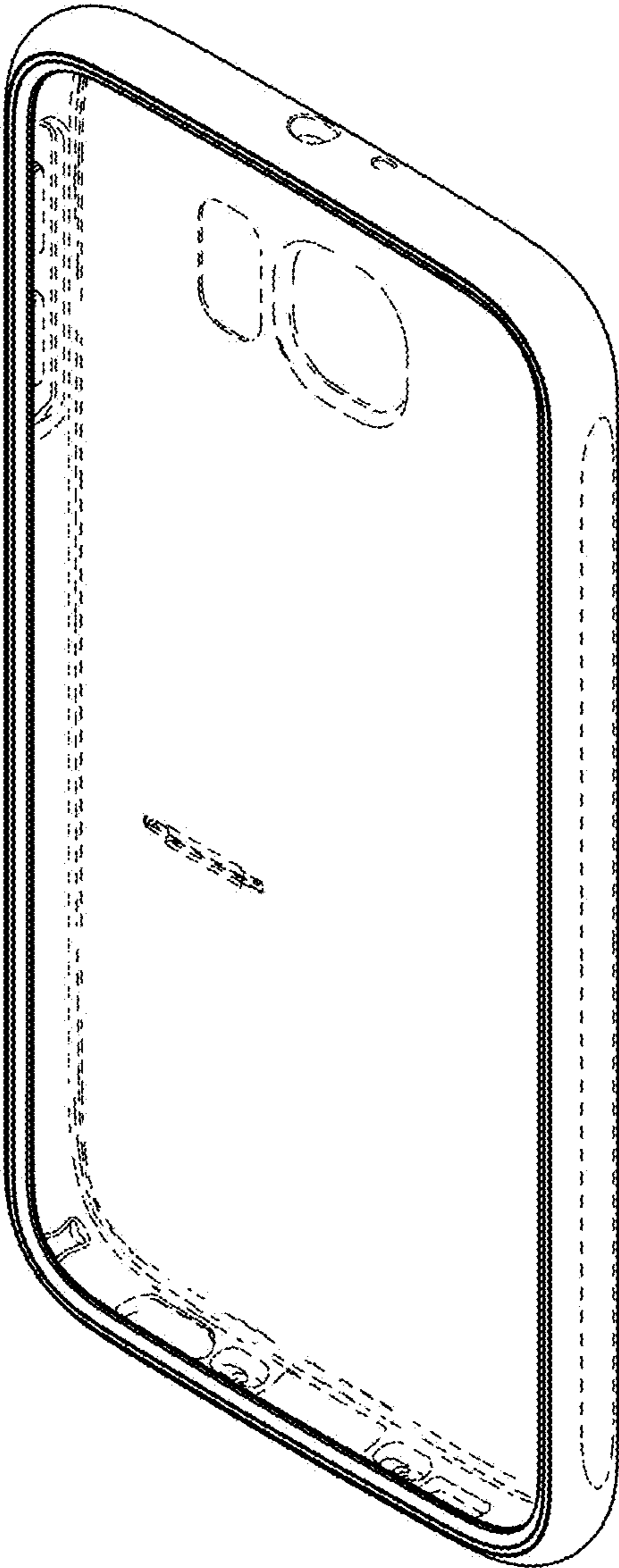


FIG. 2

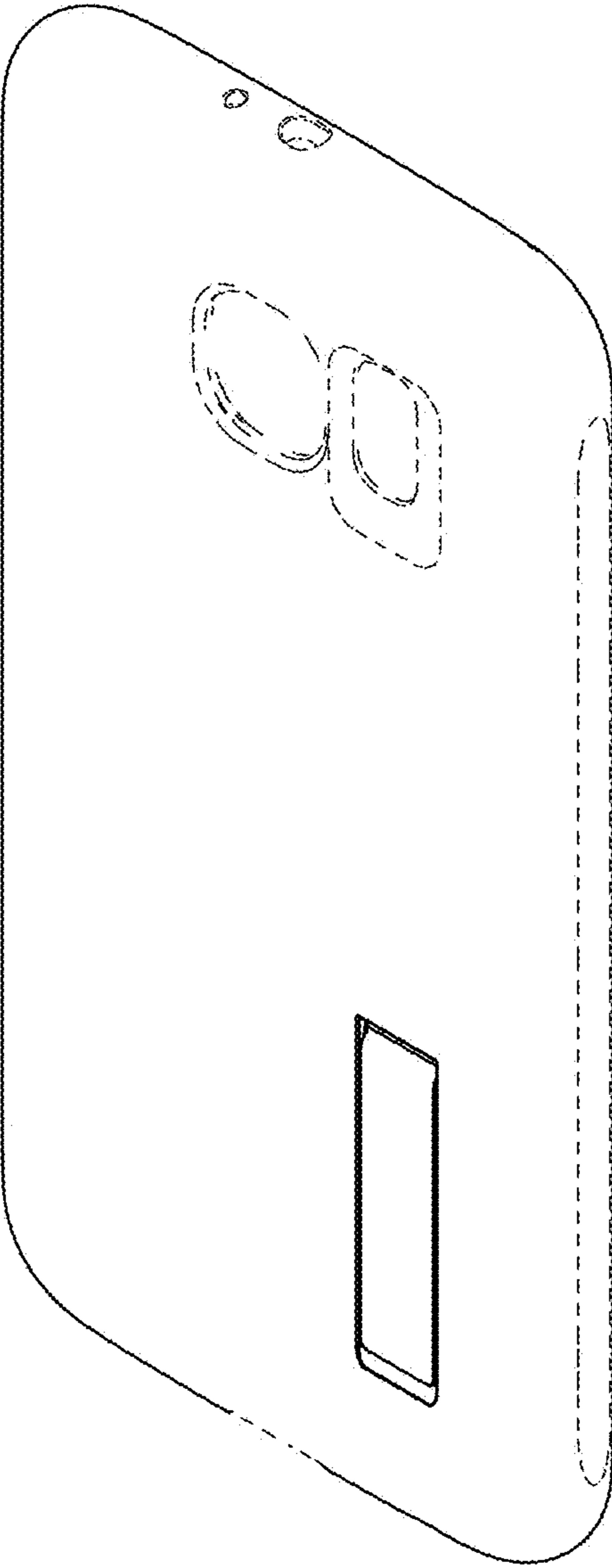


FIG. 3




FIG. 4

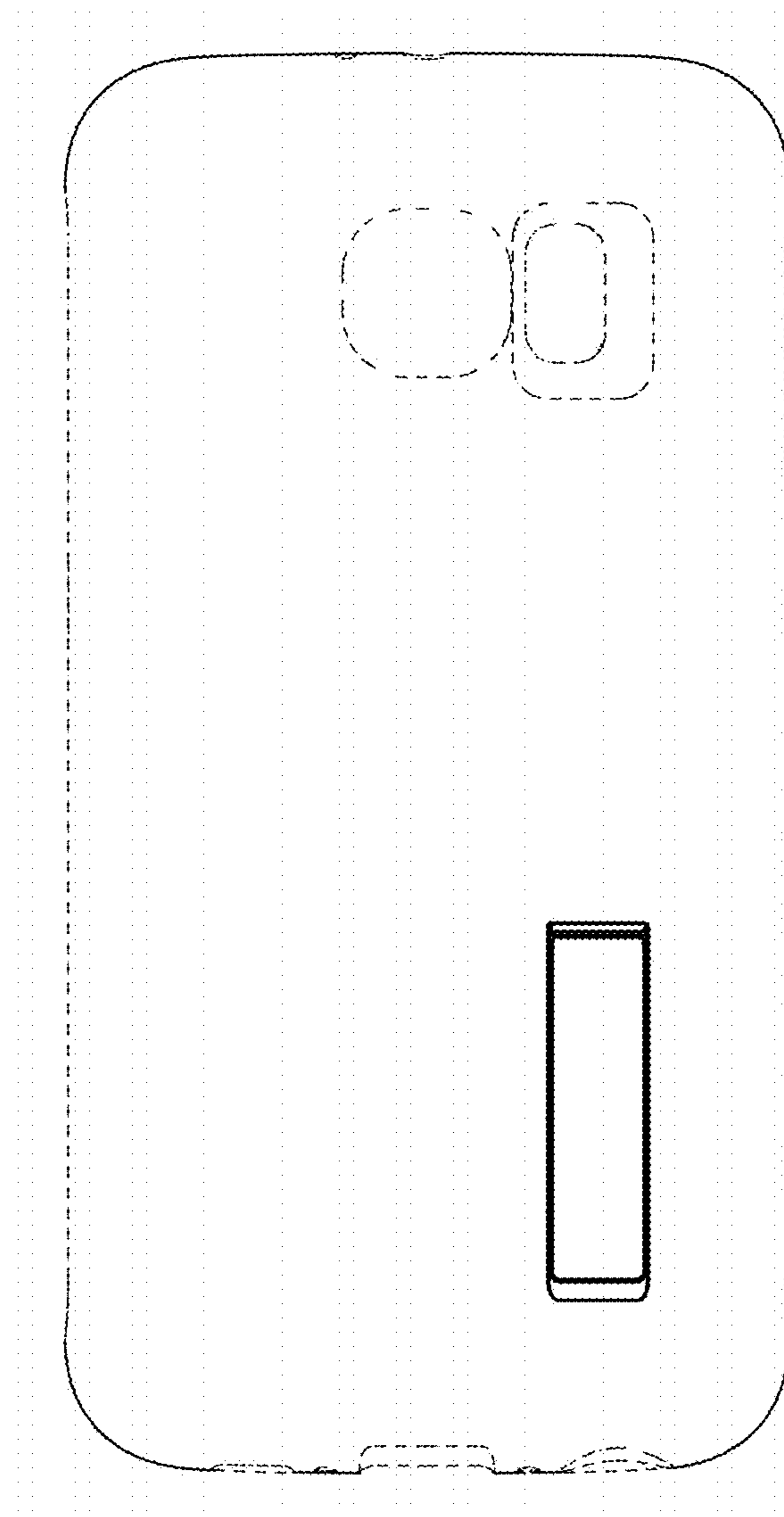


FIG. 5

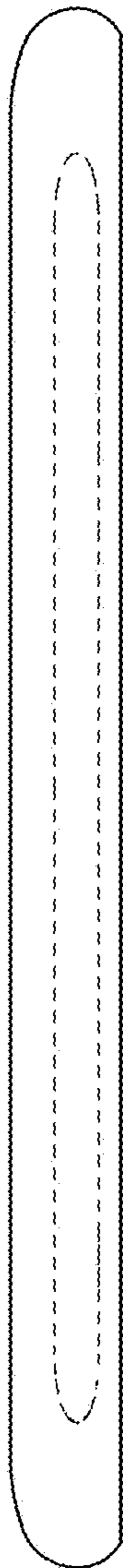


FIG. 6

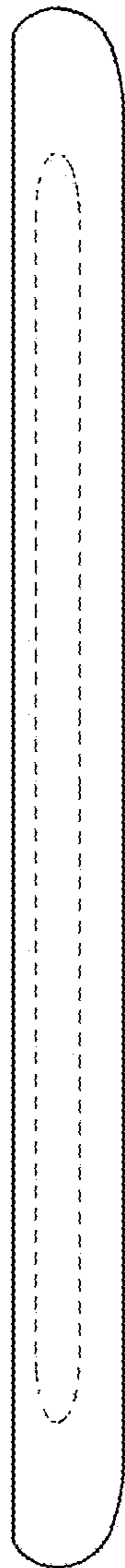


FIG. 7



FIG. 8

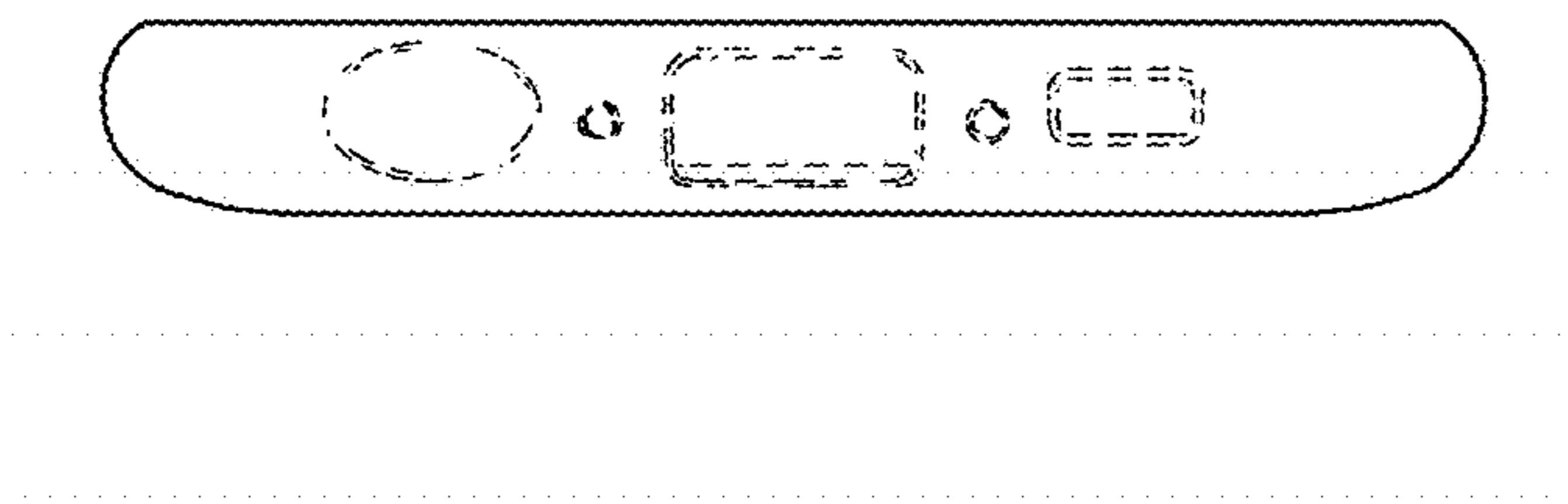


FIG. 9

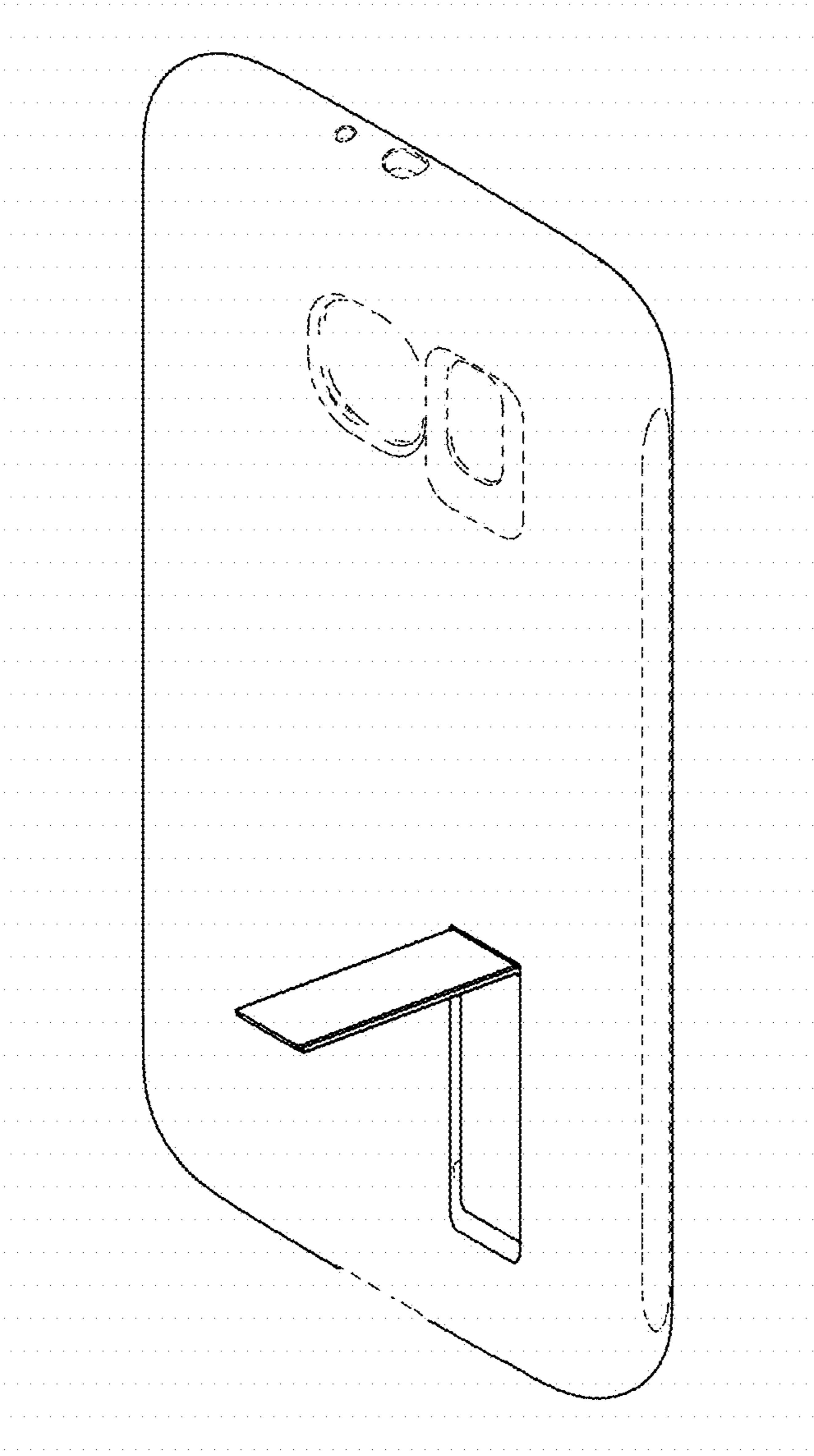


FIG. 10

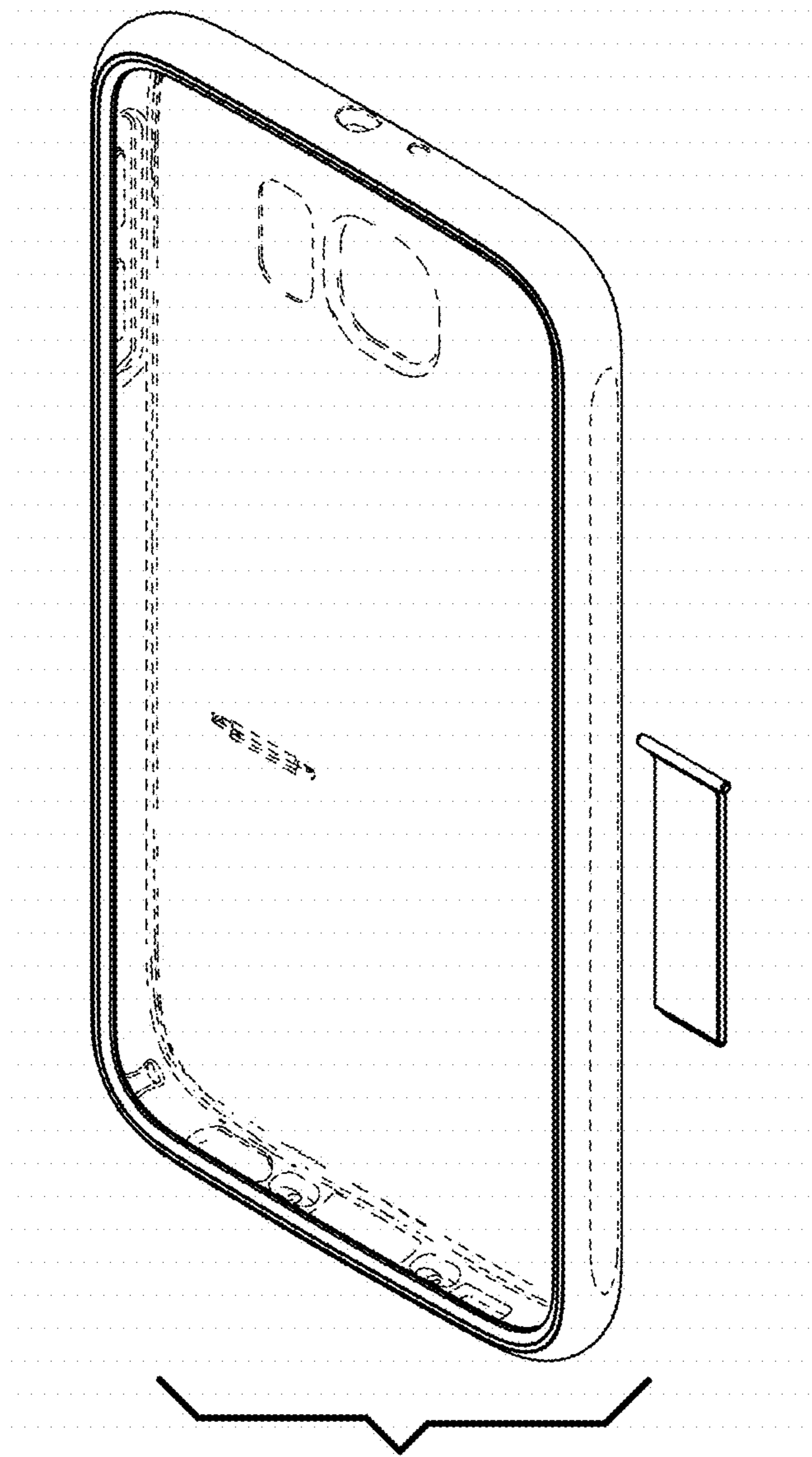


FIG. 11

