



US00D777715S

(12) **United States Design Patent**
Sawaya

(10) **Patent No.:** **US D777,715 S**
(45) **Date of Patent:** **** Jan. 31, 2017**

(54) **MOBILE DEVICE CASE WITH DIGITAL CLOCK**

(71) Applicant: **Bernard M. Sawaya**, Los Angeles, CA (US)

(72) Inventor: **Bernard M. Sawaya**, Los Angeles, CA (US)

(73) Assignee: **Iscratch, Inc.**, Los Angeles, CA (US)

(**) Term: **14 Years**

(21) Appl. No.: **29/495,573**

(22) Filed: **Jul. 2, 2014**

(51) **LOC (10) Cl.** **14-03**

(52) **U.S. Cl.**
USPC **D14/250**

(58) **Field of Classification Search**
USPC D14/250-253, 440, 203.3-203.7, 217, D14/496, 248, 238.1, 240, 447, 230, 247, D14/341, 345, 346, 439; D3/201, 218, D3/269, 301, 273, 303; D13/103, D13/107-108; 220/4.02; 248/309.1; 361/679.56; 379/426, 433.11, 455; 455/575.1, 575.8; 190/100; 206/305, 206/320
CPC . A45C 2011/002; A45C 11/00; A45C 13/002; A45C 2011/003; H04M 1/0283; H04M 1/0202; H04M 1/3888; H04M 1/185
See application file for complete search history.

(56) **References Cited**

U.S. PATENT DOCUMENTS

D503,409 S * 3/2005 Wong D14/203.7
D704,688 S * 5/2014 Reivo D14/250
D706,255 S * 6/2014 Akana D14/250

D719,167 S * 12/2014 Brown D14/250
D719,559 S * 12/2014 Dukerschein D14/250
D721,360 S * 1/2015 Laffon de Mazieres D14/250
D730,340 S * 5/2015 Akana D14/250
D743,389 S * 11/2015 Akana D14/250
D749,068 S * 2/2016 Zaborski D14/250
D750,056 S * 2/2016 Lee D14/250
2014/0116898 A1* 5/2014 Lee A45C 11/00
206/38

* cited by examiner

Primary Examiner — Sandra Snapp

Assistant Examiner — Holly E Thurman

(74) *Attorney, Agent, or Firm* — Adli Law Group P.C.

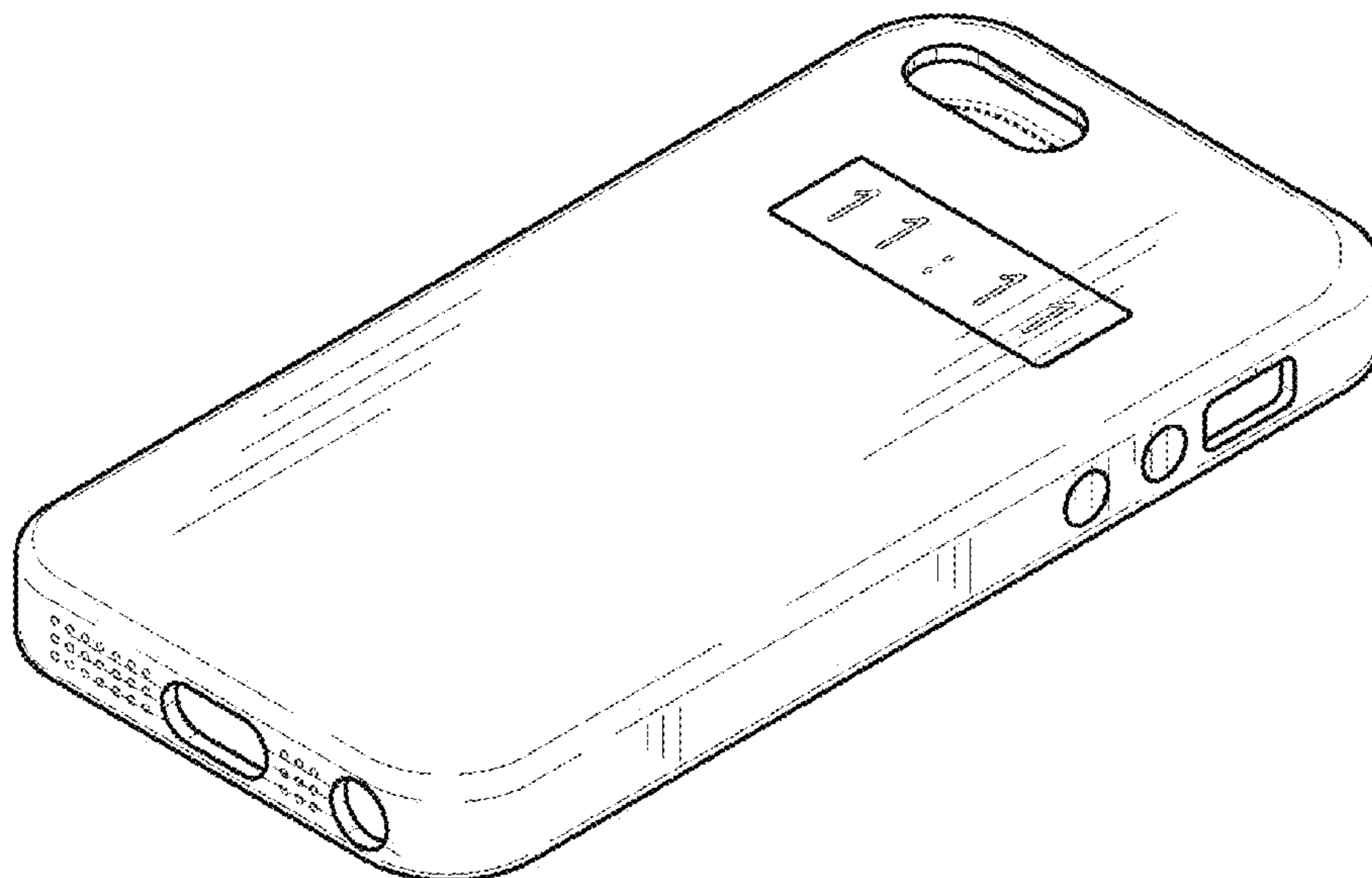
(57) **CLAIM**

I claim the ornamental design for a mobile device case with digital clock, as shown and described.

DESCRIPTION

FIG. 1 is a perspective front view of a mobile device case with digital clock according to the claimed design;
FIG. 2 is a back view of a mobile device case with digital clock according to the claimed design.
FIG. 3 is a front view of a mobile device case with digital clock according to the claimed design.
FIG. 4 is a right view of a mobile device case with digital clock according to the claimed design.
FIG. 5 is a left view of a mobile device case with digital clock according to the claimed design.
FIG. 6 is a top view of a mobile device case with digital clock according to the claimed design; and,
FIG. 7 is a bottom view of a mobile device case with digital clock according to the claimed design.
The broken lines depict environmental subject matter that forms no part of the claimed design.

1 Claim, 4 Drawing Sheets



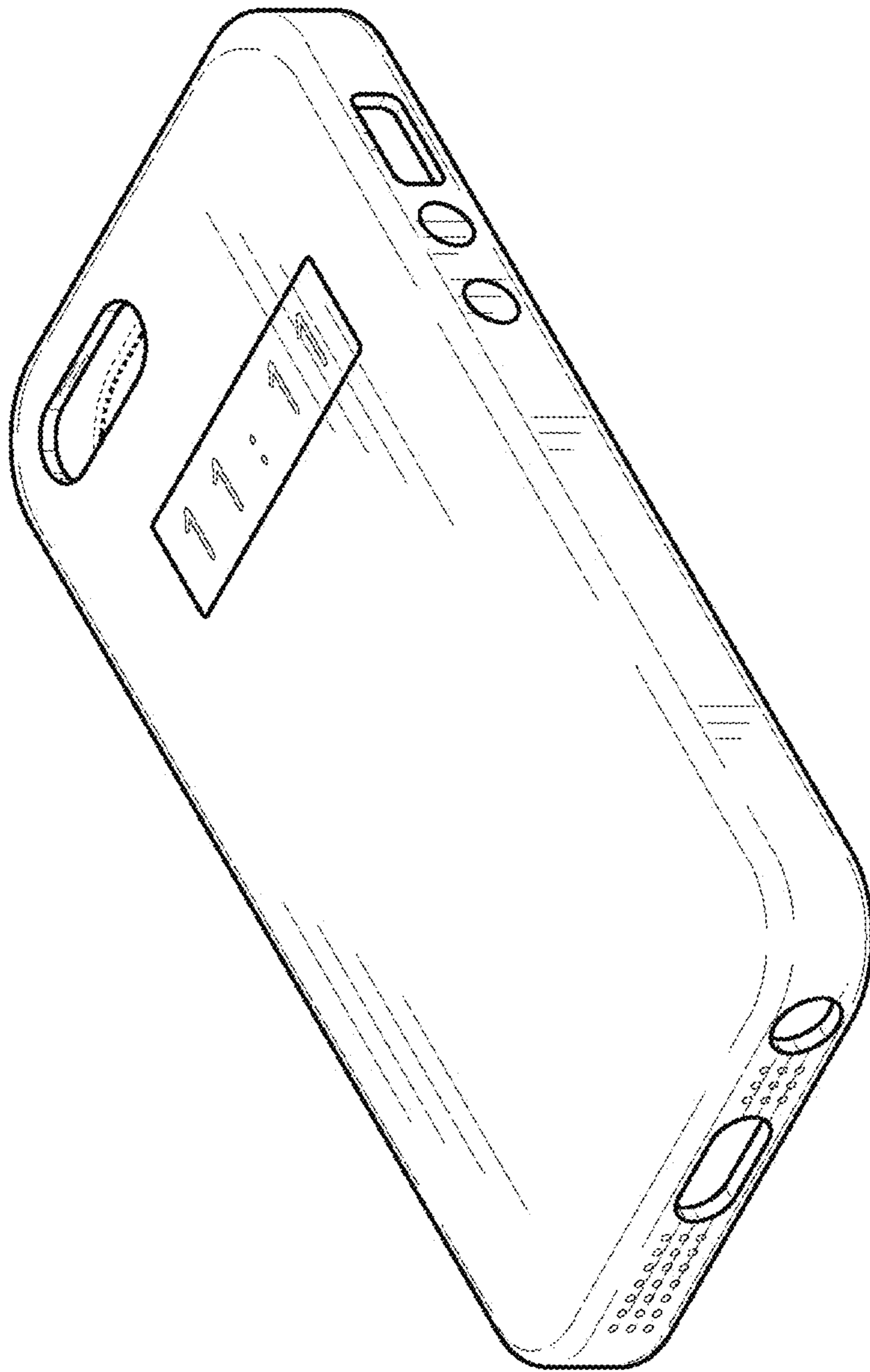


FIG. 1




FIG. 2

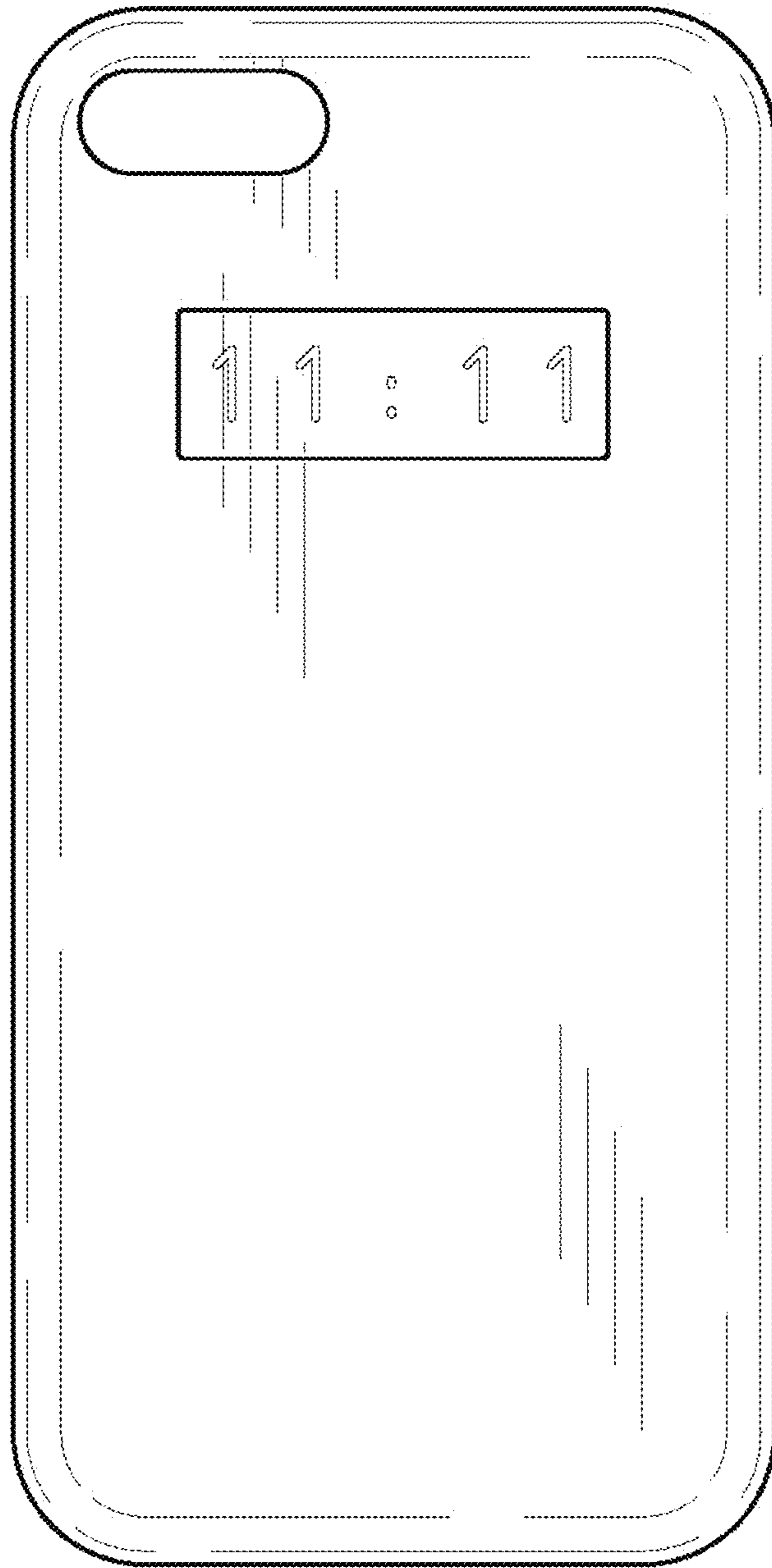


FIG. 3




FIG. 4




FIG. 5




FIG. 6

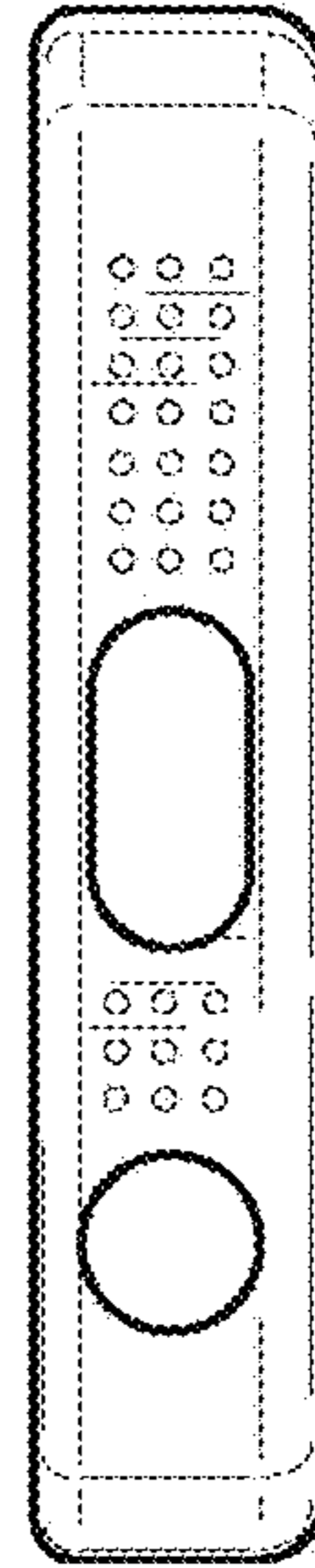


FIG. 7