



US00D777672S

(12) **United States Design Patent**  
**Park et al.**

(10) **Patent No.:** **US D777,672 S**  
(45) **Date of Patent:** **\*\* Jan. 31, 2017**

(54) **POWER PLUG**

(71) Applicant: **Samsung Electronics Co., Ltd.**,  
Suwon-si, Gyeonggi-do (KR)

(72) Inventors: **Jeongwoo Park**, Seoul (KR); **Jin Kwon**, Seoul (KR); **Jinho Choi**, Seoul (KR)

(73) Assignee: **SAMSUNG ELECTRONICS CO., LTD.**, Suwon-si, Gyeonggi-Do (KR)

(\*\*) Term: **15 Years**

(21) Appl. No.: **29/529,961**

(22) Filed: **Jun. 11, 2015**

(30) **Foreign Application Priority Data**

Dec. 30, 2014 (KR) ..... 30-2014-0064334

(51) **LOC (10) Cl.** ..... **13-03**

(52) **U.S. Cl.**  
USPC ..... **D13/138.1**

(58) **Field of Classification Search**  
USPC ..... D13/137.1–137.4, 138.1–138.2,  
D13/139.1–139.8, 133, 110, 156;  
320/114; 385/14  
CPC ..... H01R 13/04; H02J 7/0042; G02B 6/30  
See application file for complete search history.

(56) **References Cited**

**U.S. PATENT DOCUMENTS**

5,199,093 A \* 3/1993 Longhurst ..... G02B 6/30  
385/14  
D615,042 S \* 5/2010 Morgan ..... D13/133

D621,357 S \* 8/2010 Dong ..... D13/138.1  
D635,919 S \* 4/2011 Ahola ..... D13/138.1  
D635,920 S \* 4/2011 Smith ..... D13/138.1  
D640,631 S \* 6/2011 Smith ..... D13/138.1  
D676,810 S \* 2/2013 Smith ..... D13/110  
D680,492 S \* 4/2013 Smith ..... D13/110  
D682,203 S \* 5/2013 Uekihara ..... D13/110  
D685,326 S \* 7/2013 Kim ..... D13/110  
D708,149 S \* 7/2014 Auguste ..... D13/156  
D726,655 S \* 4/2015 Yohai-Giochais ..... D13/138.1  
D751,039 S \* 3/2016 Ptok ..... D13/138.1  
D760,167 S \* 6/2016 Kusano ..... D13/138.1  
2008/0174272 A1 \* 7/2008 Vista ..... H01R 13/04  
320/114  
2010/0253283 A1 \* 10/2010 Francois ..... H02J 7/0042  
320/114

\* cited by examiner

*Primary Examiner* — Rhea Shields

(74) *Attorney, Agent, or Firm* — Ladas & Parry LLP

(57) **CLAIM**

We claim the ornamental design for a power plug, as shown and described.

**DESCRIPTION**

FIG. 1 is the front perspective view of a power plug showing our new design;  
FIG. 2 is the front view thereof;  
FIG. 3 is the rear view thereof;  
FIG. 4 is the left-side view thereof;  
FIG. 5 is the right-side view thereof;  
FIG. 6 is the top plan view thereof; and,  
FIG. 7 is the bottom plan view thereof.  
The broken lines in the drawing show unclaimed environment only and form no part of the claimed design.

**1 Claim, 7 Drawing Sheets**

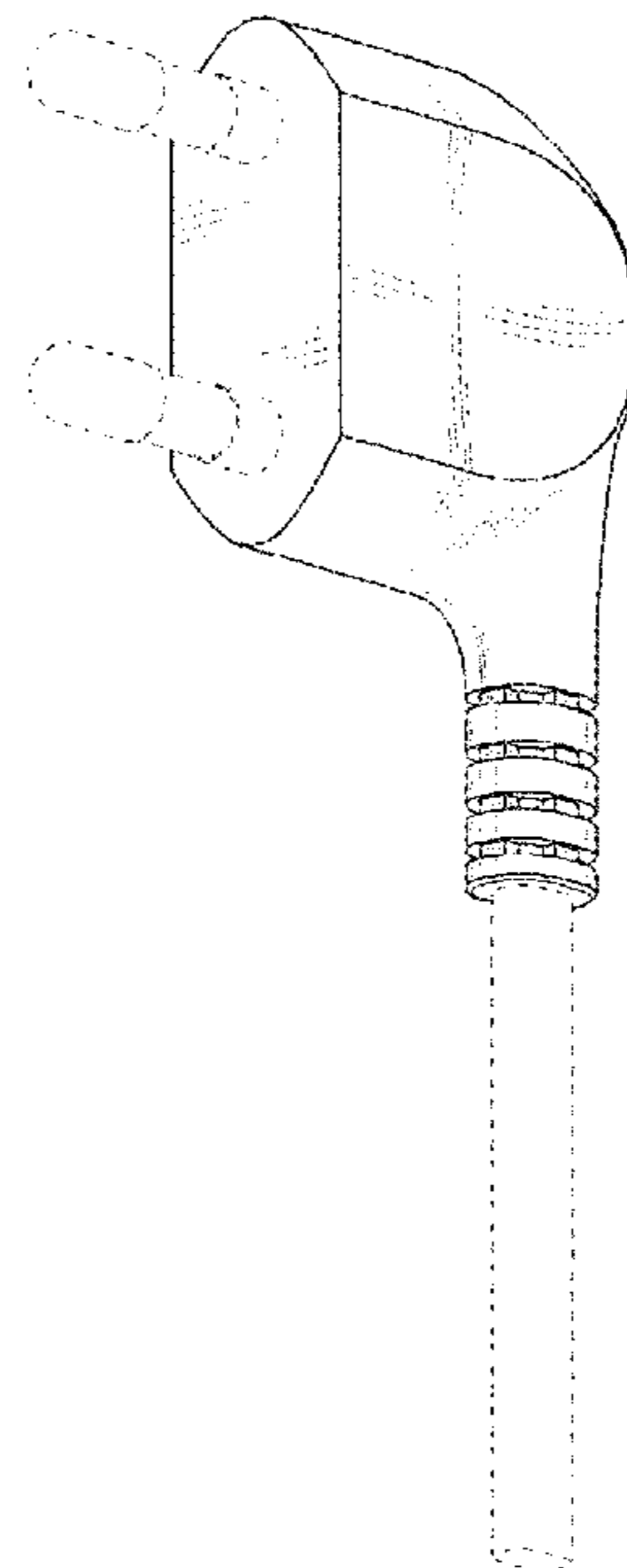


FIG. 1

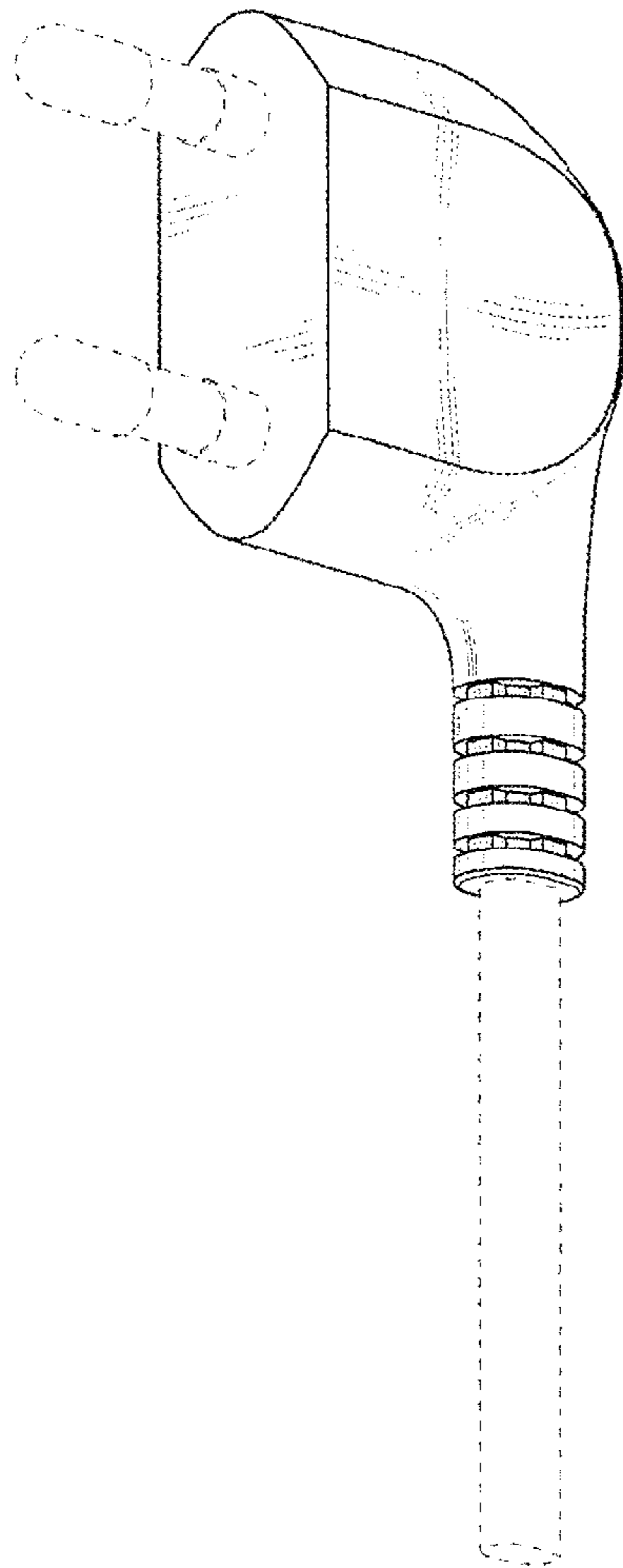


FIG. 2

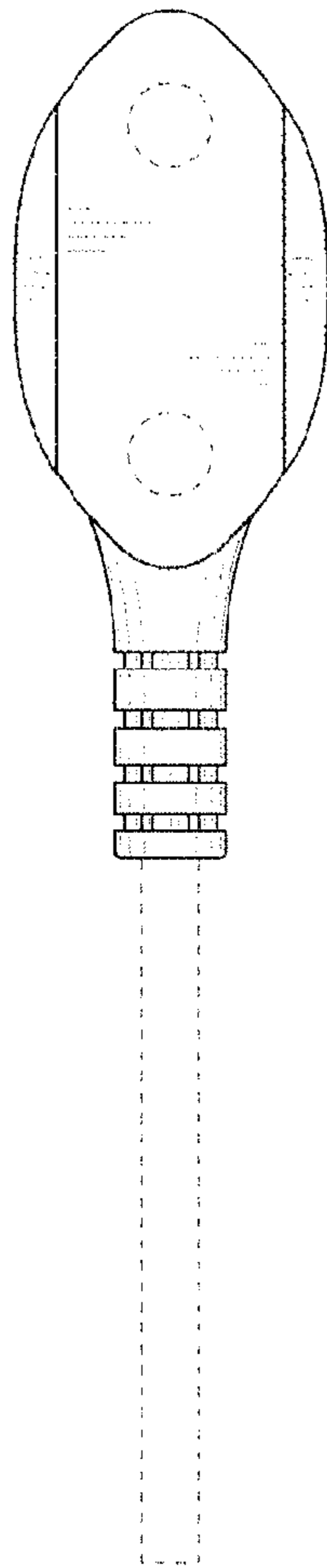


FIG. 3

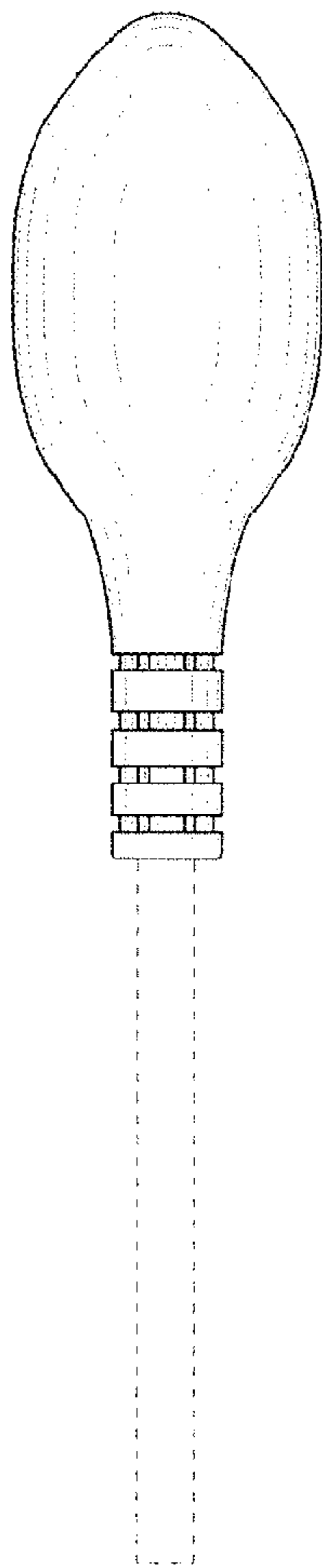


FIG. 4

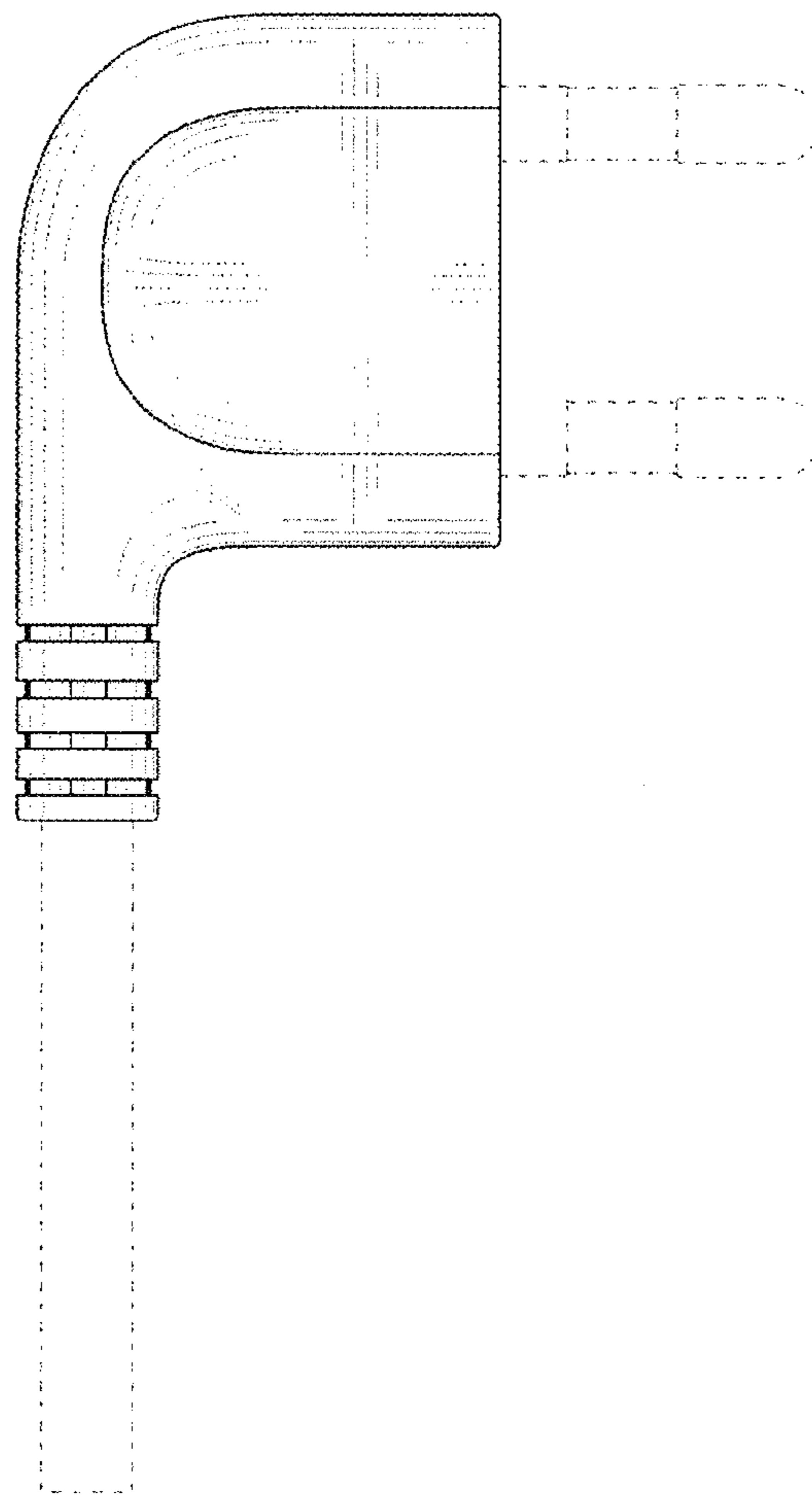


FIG. 5

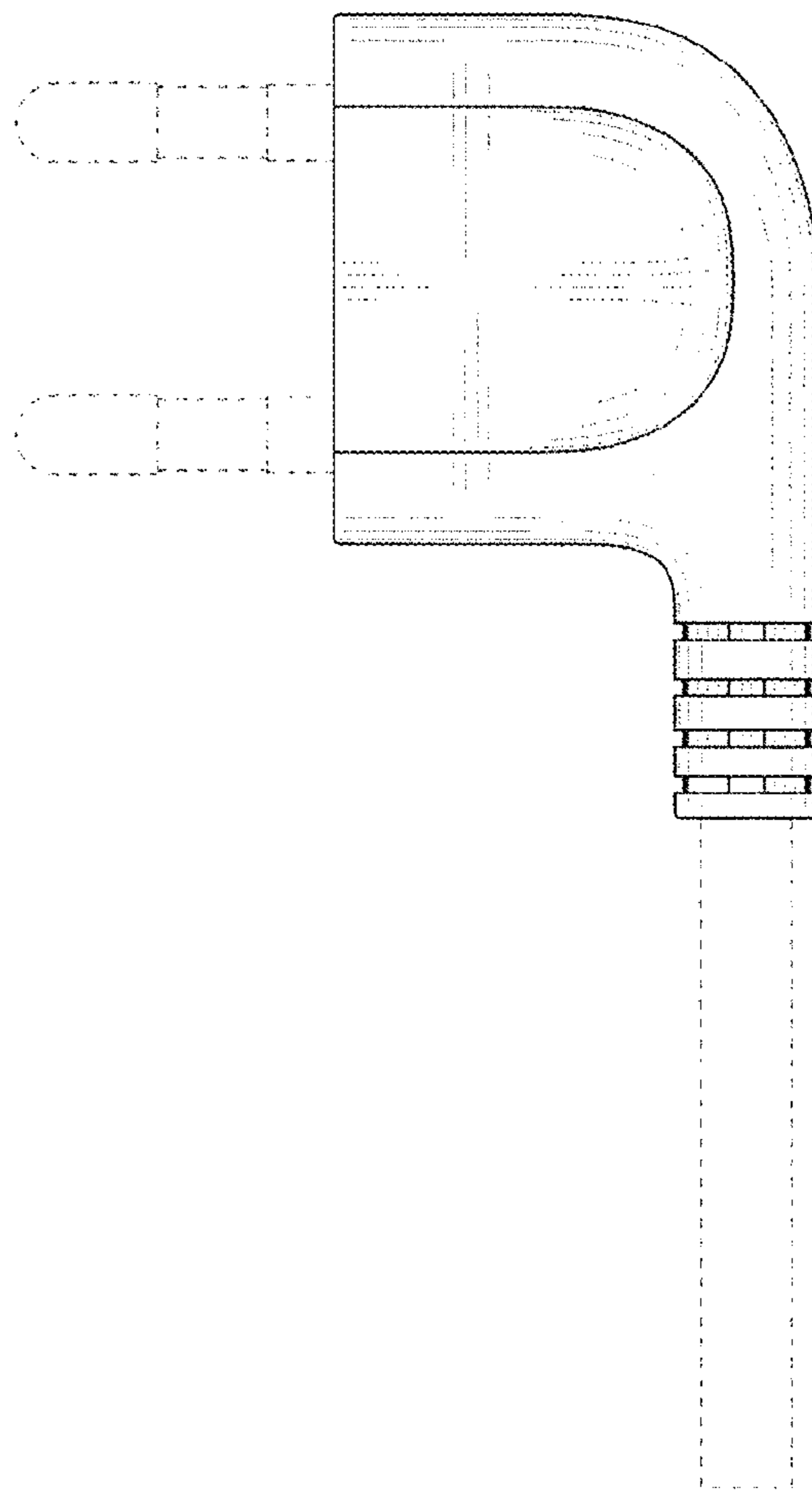


FIG. 6

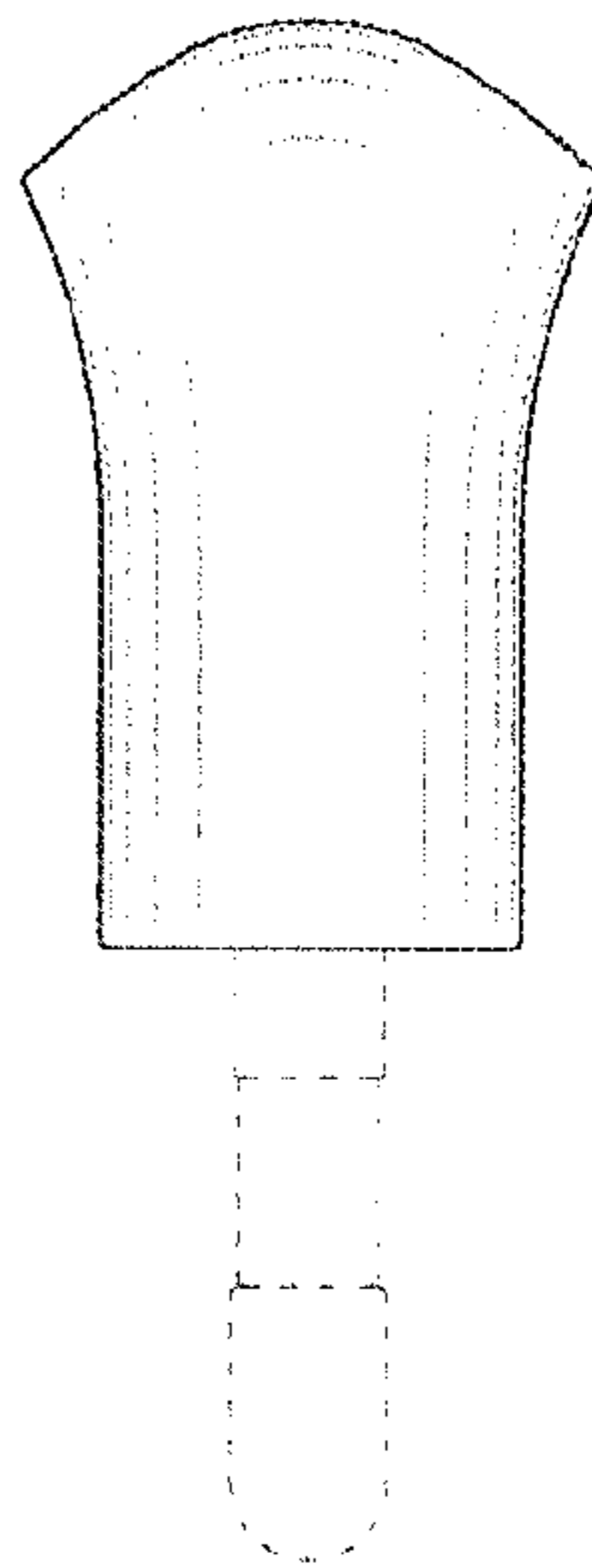


FIG. 7

