



US00D777666S

(12) **United States Design Patent** (10) **Patent No.:** **US D777,666 S**
Krivonak et al. (45) **Date of Patent:** **** Jan. 31, 2017**

(54) **INVERTER HOUSING**

(56) **References Cited**

(71) Applicant: **General Electric Company**,
Schenectady, NY (US)
(72) Inventors: **Andrew Louis Krivonak**, Erie, PA
(US); **Theodore Clark Brown**, Erie,
PA (US); **Mark Allen Murphy**,
Lawrence Park, PA (US); **Frank**
Dolski, Lawrence Park, PA (US);
Michael Grutkowski, Lawrence Park,
PA (US)

U.S. PATENT DOCUMENTS

| | | | |
|---------------|---------|----------------|------------|
| D281,315 S * | 11/1985 | Kjeld | D13/179 |
| 5,610,493 A * | 3/1997 | Wieloch | H02M 7/003 |
| | | | 318/801 |
| D382,539 S * | 8/1997 | Kornblum | D13/123 |
| D504,662 S * | 5/2005 | Person | D13/110 |
| D538,741 S * | 3/2007 | Nanda | D13/110 |
| D558,141 S * | 12/2007 | Kwon | D13/110 |
| D633,441 S * | 3/2011 | Ishimaru | D13/110 |
| D662,053 S * | 6/2012 | Inskeep | D13/110 |
| D669,030 S * | 10/2012 | Hetzroni | D13/110 |

* cited by examiner

(73) Assignee: **General Electric Company**,
Schenectady, NY (US)

Primary Examiner — Derrick Holland

(**) Term: **15 Years**

(74) *Attorney, Agent, or Firm* — John A. Kramer; Global
Patent Operation

(21) Appl. No.: **29/547,602**

(57) **CLAIM**

(22) Filed: **Dec. 4, 2015**

The ornamental design for an inverter housing, as shown and
described.

Related U.S. Application Data

DESCRIPTION

(62) Division of application No. 29/486,610, filed on Apr.
1, 2014, now Pat. No. Des. 747,683.

(51) **LOC (10) Cl.** **13-02**

(52) **U.S. Cl.**
USPC **D13/110**


(58) **Field of Classification Search**
USPC D13/110, 101, 118, 122, 123, 184, 199;
307/150–152; 361/600, 601, 622, 702,
361/703, 730, 796, 809; 363/141, 142
CPC Y02E 10/50; Y02E 10/544; H02S 30/20;
H01L 31/042; H01F 27/06

FIG. 1 is a perspective view of an inverter housing showing
our new design;
FIG. 2 is front elevational view thereof;
FIG. 3 is a rear elevational view thereof;
FIG. 4 is a left side elevational view thereof;
FIG. 5 is right side elevational view thereof;
FIG. 6 is a top plan view thereof; and,
FIG. 7 is a bottom plan view thereof.

The broken line portion of the figure drawings is included to
show unclaimed subject matter only and forms no part of the
claimed designs.

See application file for complete search history.

1 Claim, 7 Drawing Sheets






FIG. 1

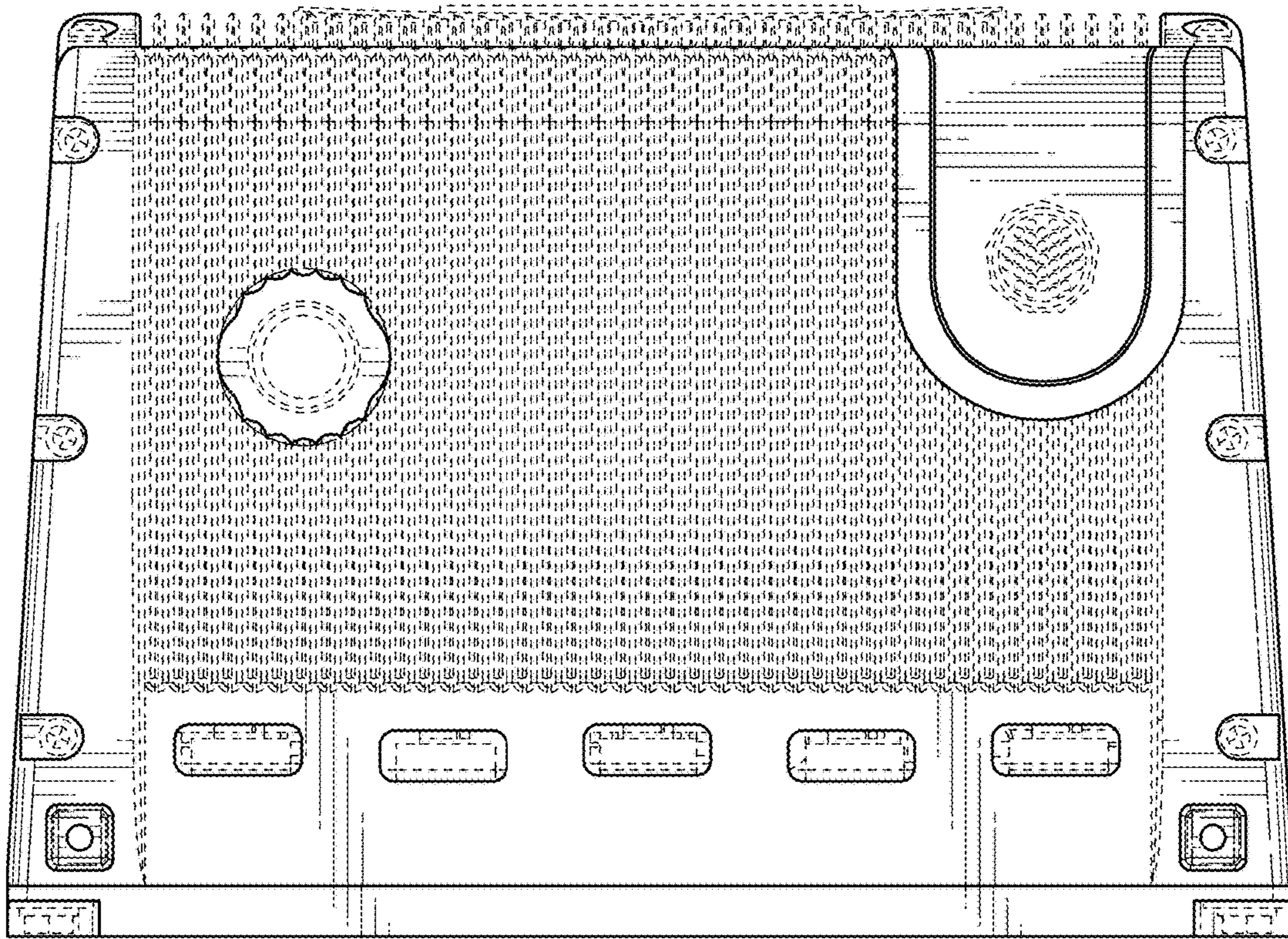


FIG. 2

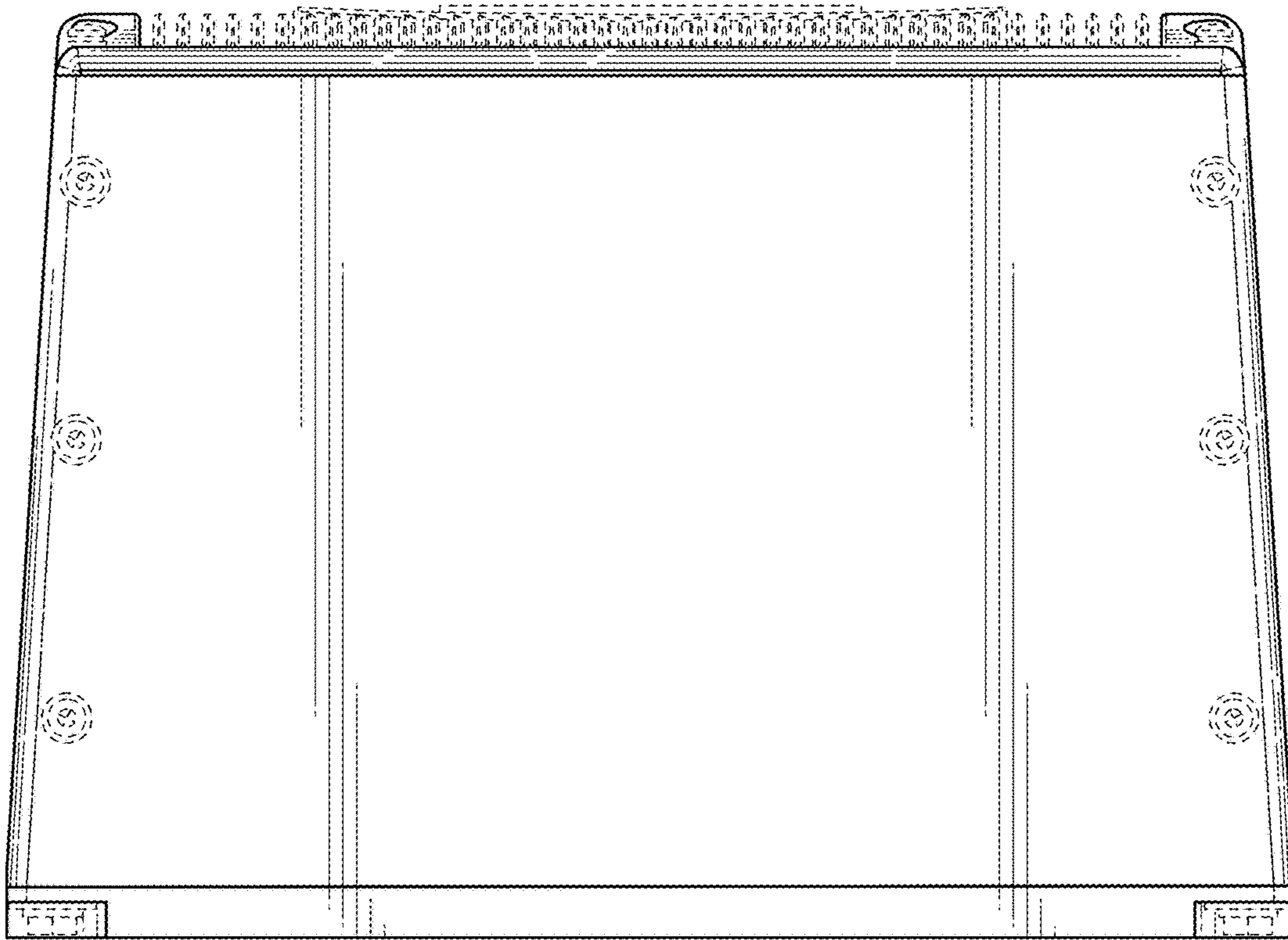


FIG. 3

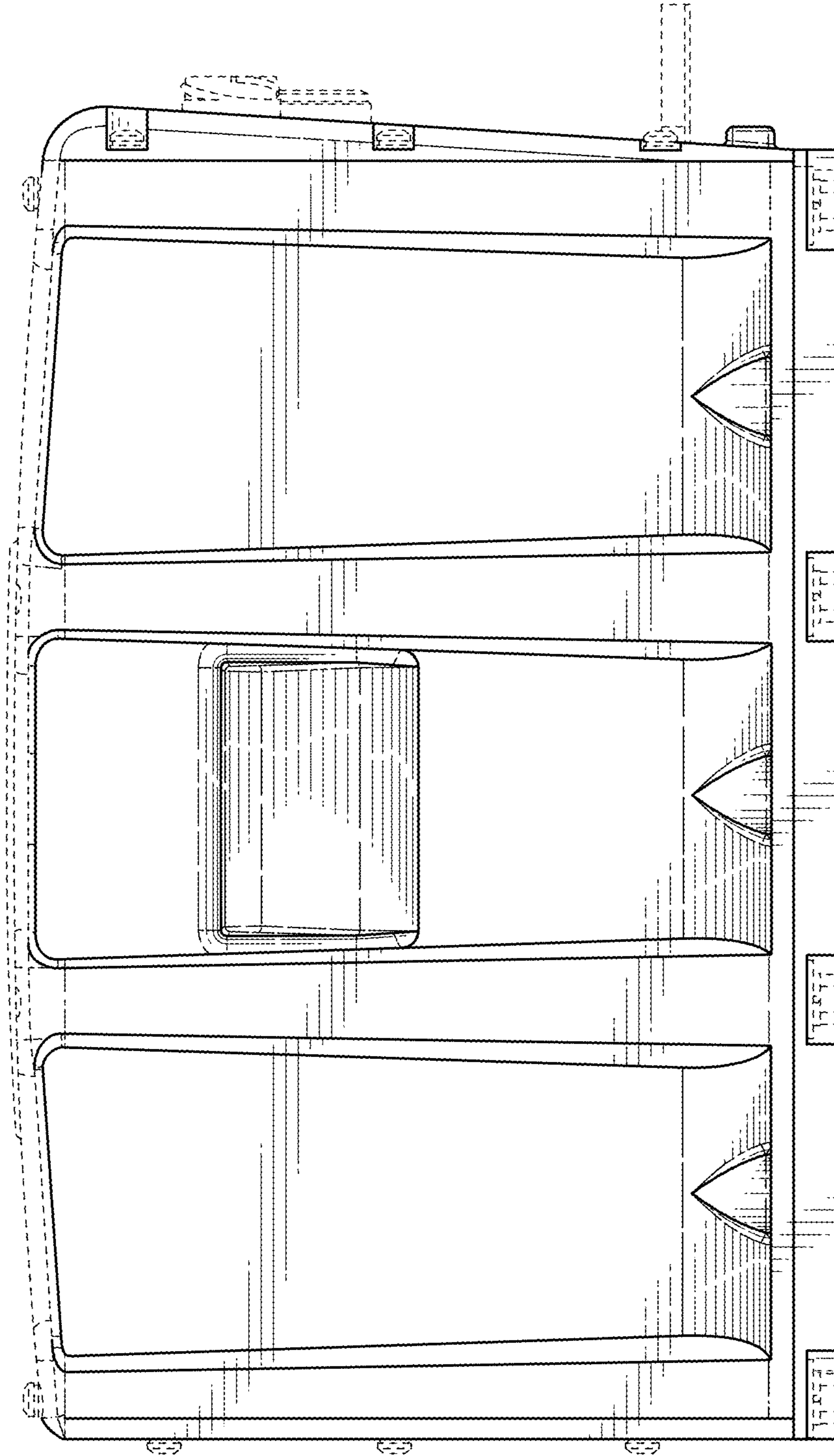


FIG. 4

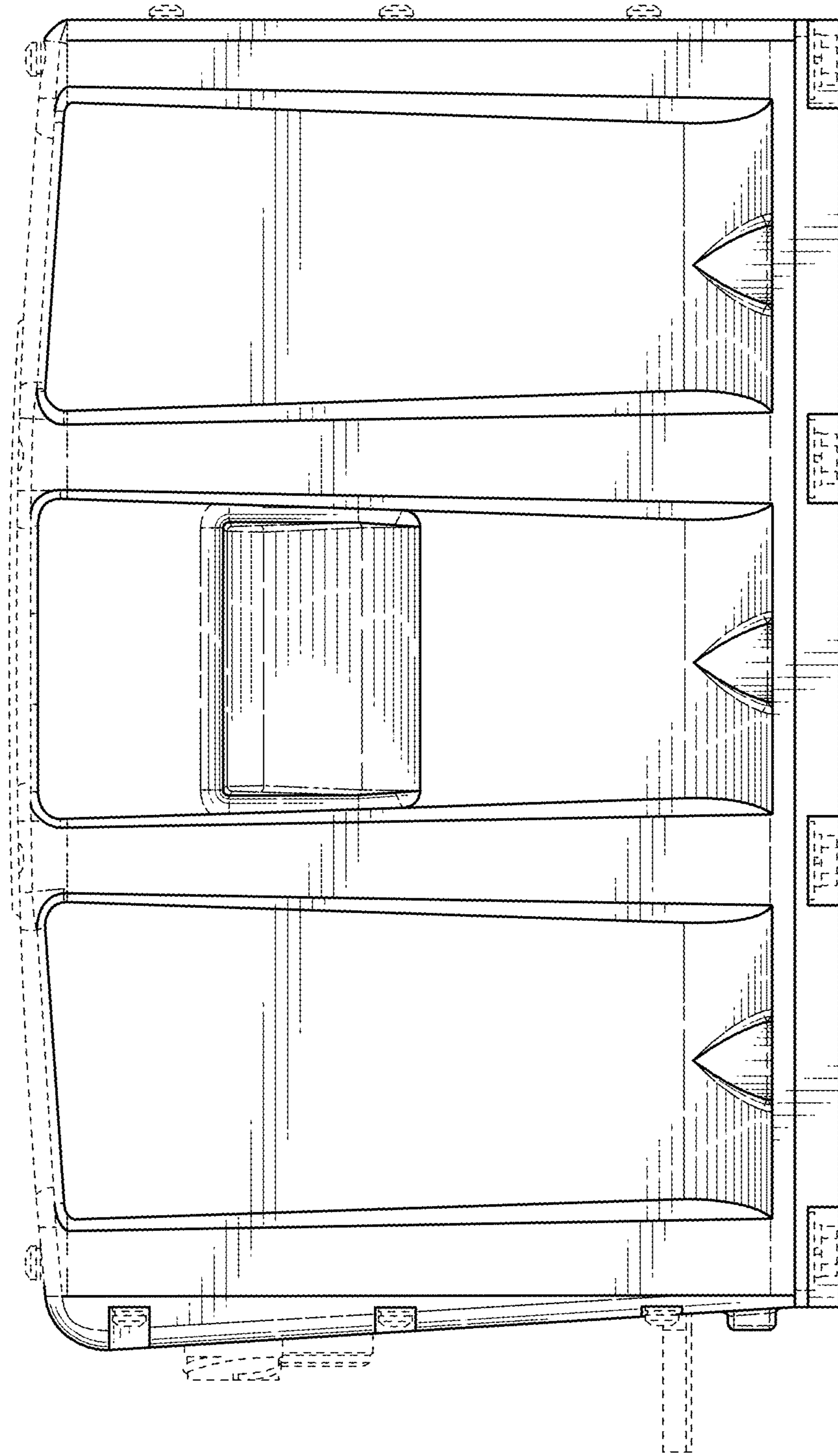


FIG. 5




FIG. 6

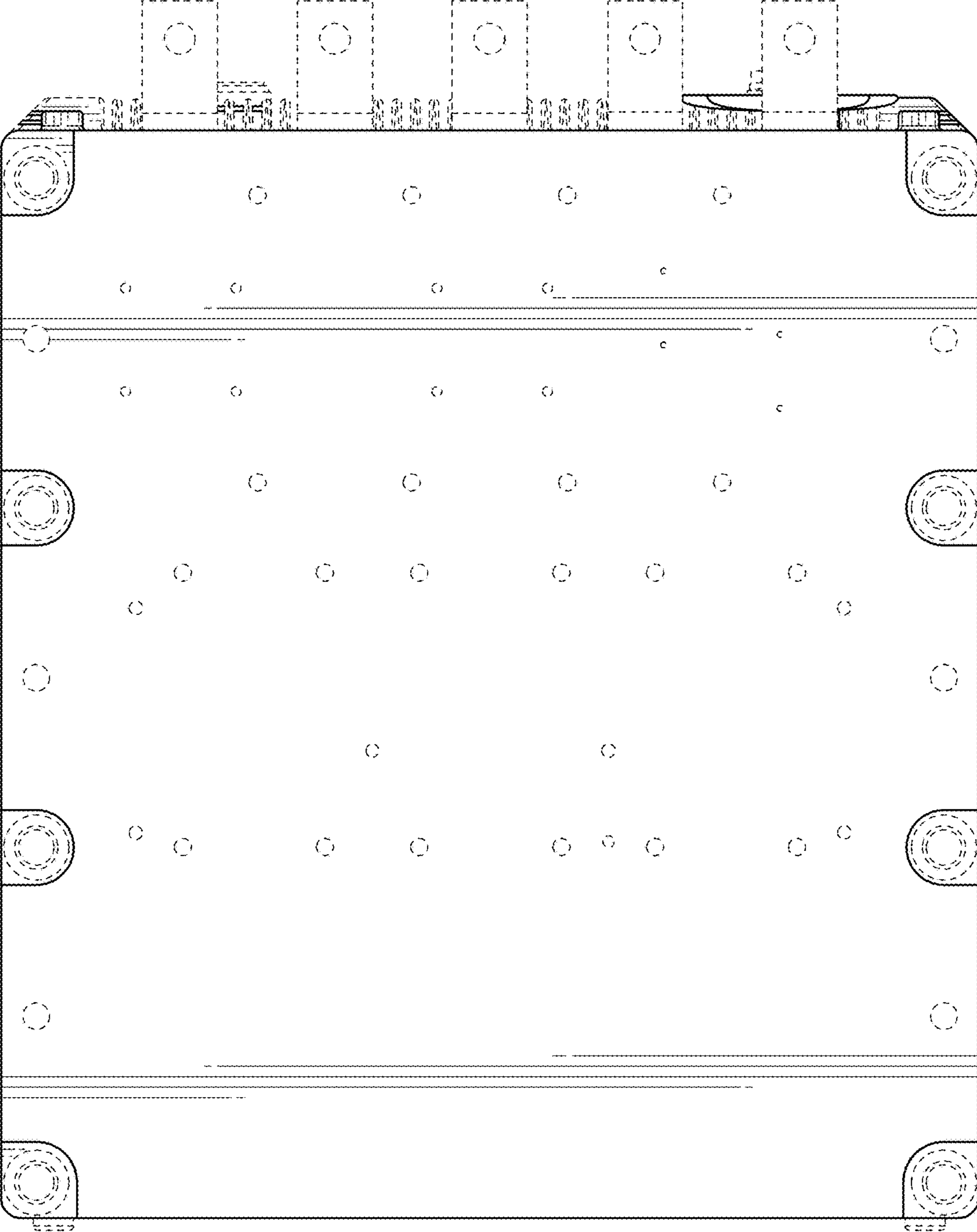


FIG. 7