



US00D777662S

(12) **United States Design Patent** (10) **Patent No.:** **US D777,662 S**  
**Price** (45) **Date of Patent:** **\*\* Jan. 31, 2017**

- (54) **BATTERY PACK**
- (71) Applicant: **DURACELL U.S. OPERATIONS, INC.**, Wilmington, DE (US)
- (72) Inventor: **Eric Justin Price**, Wilton, CT (US)
- (73) Assignee: **DURACELL U.S. OPERATIONS, INC.**, Wilmington, DE (US)
- (\*\*) Term: **14 Years**
- (21) Appl. No.: **29/494,605**
- (22) Filed: **Jun. 23, 2014**
- (51) **LOC (10) Cl.** ..... **13-02**
- (52) **U.S. Cl.**  
USPC ..... **D13/103**
- (58) **Field of Classification Search**  
USPC ..... D13/102–110, 118–119, 184, 199;  
D14/356, 432; 429/96–100, 163, 176;  
320/103, 111–115, 135, 138, 140  
CPC ..... Y02E 60/10; Y02E 60/12; Y02E 60/122;  
Y02E 60/124; Y02E 60/50; H01M 2/02;  
H01M 2/022; H01M 2/0202; H01M  
2/0207; H01M 2/0212; H01M  
2/1061; H01M 2/1022; H01M  
2/1055; H01M 2/1066; H01M 2/105;  
H01M 2/20; H01M 2/202; H01M 2/204;  
H01M 2/206; H01M 10/44; H01M 10/46;  
H01M 10/465; H01M 10/482; H01M  
10/4257; H01M 10/0436; H01M 10/48;  
H01M 2200/30; H01M 2250/30; H01M  
2250/40; H02J 7/00; H02J 7/0003; H02J  
7/0011; H02J 7/0013; H02J 7/0054; H02J  
7/0055; H02J 7/0057; H02J 2007/0062  
See application file for complete search history.

- (56) **References Cited**  
U.S. PATENT DOCUMENTS  
D490,051 S \* 5/2004 Kikumoto ..... D13/102  
D507,523 S \* 7/2005 Resch ..... D13/103

- D511,742 S \* 11/2005 Niitsuma ..... D13/106
- D533,831 S \* 12/2006 Kim ..... D13/103
- D548,684 S \* 8/2007 Eto ..... D13/103
- D554,581 S 11/2007 Aquillano
- D580,932 S \* 11/2008 Tzou ..... D14/356
- D610,080 S \* 2/2010 Kawakami ..... D13/102
- D641,363 S \* 7/2011 Dublin ..... D14/356
- D641,754 S \* 7/2011 Camarena ..... D14/356
- D643,427 S \* 8/2011 McGoldrick ..... D14/356
- D648,676 S \* 11/2011 Brookshire ..... D13/110
- D659,637 S \* 5/2012 Hwang ..... D13/108
- D659,694 S \* 5/2012 Sumita ..... D14/356
- D661,249 S \* 6/2012 Smith ..... D13/110
- D662,498 S \* 6/2012 Morgan ..... D14/356
- D682,777 S \* 5/2013 Gupta ..... D13/103
- D684,113 S \* 6/2013 Han ..... D13/103

(Continued)

*Primary Examiner* — Rosemary K Tarcza  
*Assistant Examiner* — Sanjeev Paul  
(74) *Attorney, Agent, or Firm* — Marshall, Gerstein & Borun LLP

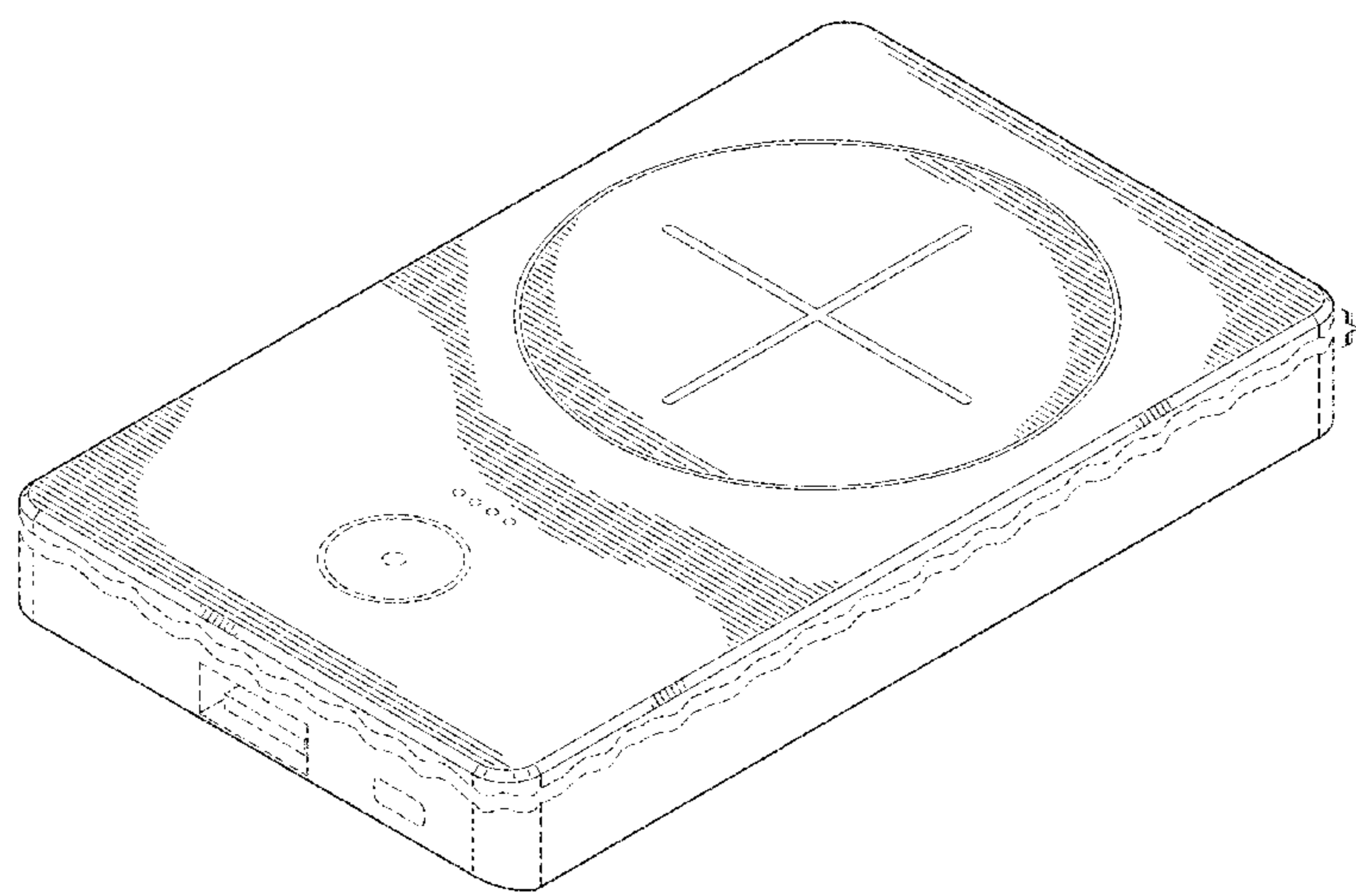
(57) **CLAIM**

The ornamental design for a battery pack, as shown and described.

**DESCRIPTION**

FIG. 1 is a top perspective view of another design for a battery pack of the present invention; FIG. 2 is a front side view thereof; FIG. 3 is a back side view thereof; FIG. 4 is a right view thereof; FIG. 5 is a left view thereof; FIG. 6 is a top view thereof; and, FIG. 7 is a bottom view thereof. The broken lines shown in the drawings are included for the purpose of illustrating environmental structure and form no part of the claimed design. The appearance of any portion of the article between the break lines forms no part of the claimed design.

**1 Claim, 4 Drawing Sheets**



(56)

**References Cited**

U.S. PATENT DOCUMENTS

D705,719	S	*	5/2014	Wong	.....	D13/103
D713,786	S	*	9/2014	Wen	.....	D13/103
D721,646	S	*	1/2015	Kim	.....	D13/103
D722,961	S	*	2/2015	Lin	.....	D13/103
D733,043	S	*	6/2015	Hasbrook	.....	D13/103
D760,647	S	*	7/2016	Chen	.....	D13/103
D762,164	S	*	7/2016	Lin	.....	D13/103
D762,168	S	*	7/2016	Sandoval	.....	D13/107
D762,169	S	*	7/2016	Lei	.....	D13/108
D762,170	S	*	7/2016	Lei	.....	D13/108
D762,565	S	*	8/2016	Akana	.....	D13/103
D762,566	S	*	8/2016	Tea	.....	D13/103
2010/0001691	A1	*	1/2010	Li	.....	H02J 7/0052 320/128

\* cited by examiner

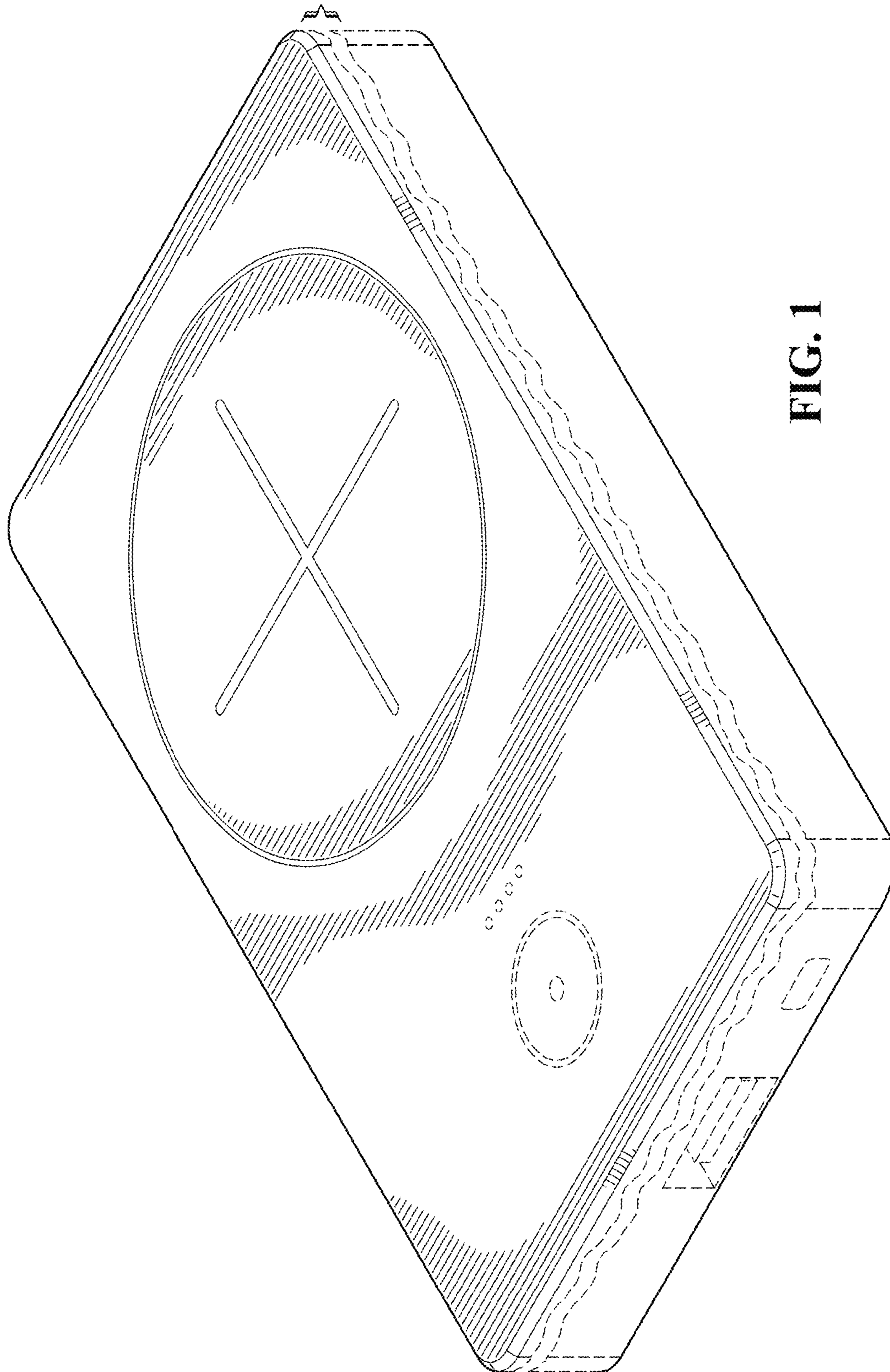


FIG. 1

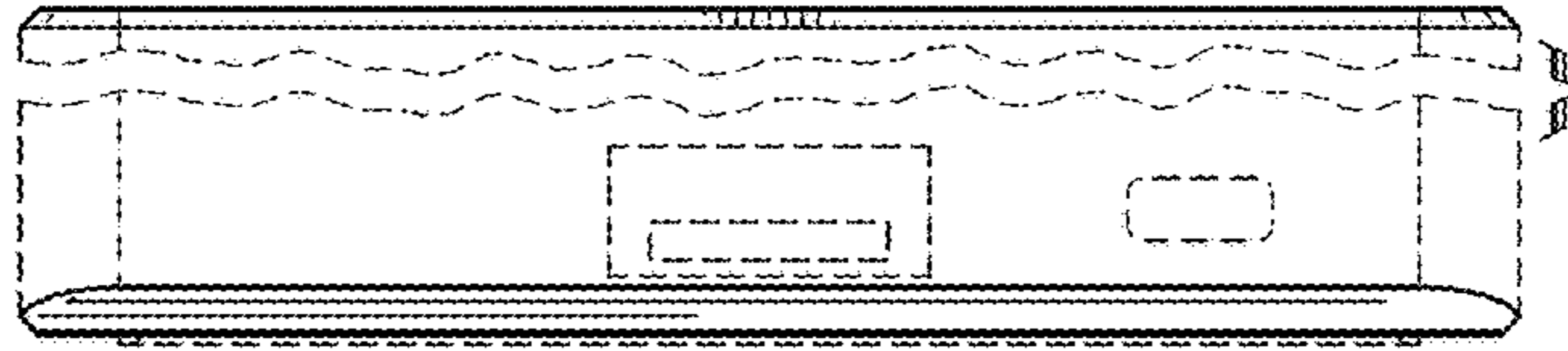


FIG. 2




FIG. 3



FIG. 4




FIG. 5

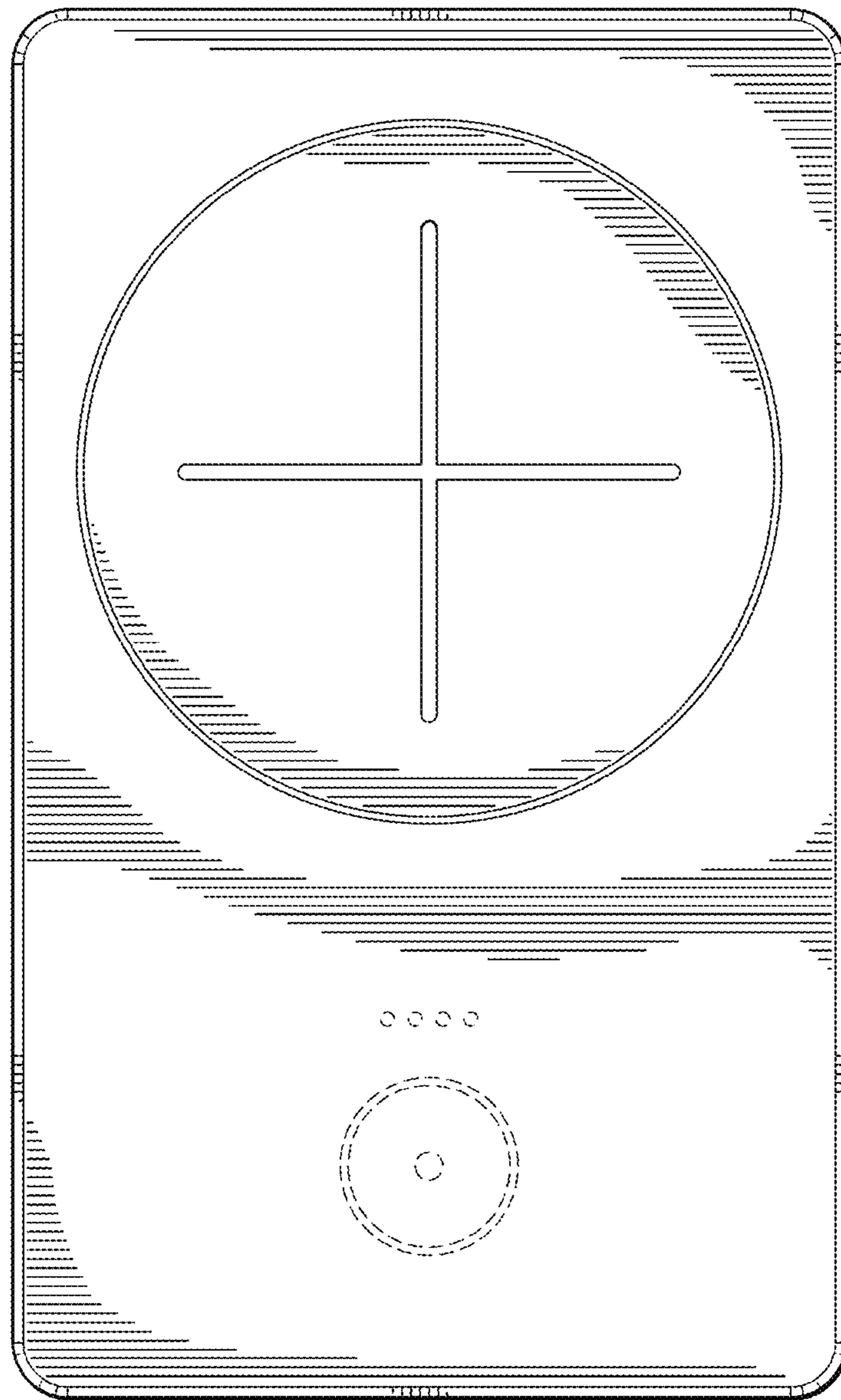


FIG. 6

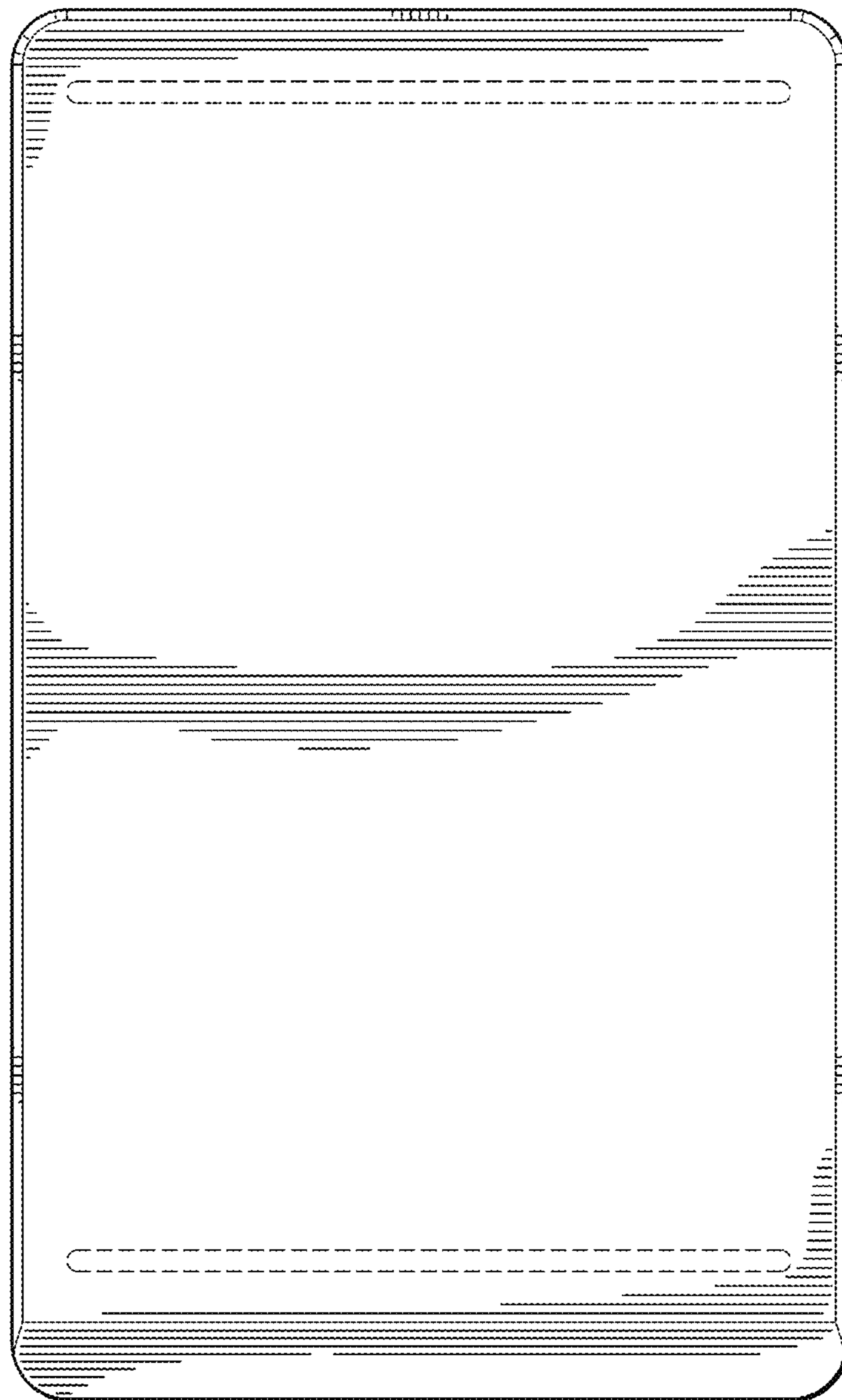


FIG. 7