



US00D777659S

(12) **United States Design Patent**
Tourino et al.

(10) **Patent No.:** **US D777,659 S**
(45) **Date of Patent:** **** Jan. 31, 2017**

(54) **METAL INTERCONNECTING MEMBER FOR SOLAR CELLS**

D657,312 S * 4/2012 Aragon D13/118
8,148,627 B2 * 4/2012 Rose H01L 31/0516
136/244

(71) Applicant: **SolAero Technologies Corp.**,
Albuquerque, NM (US)

D665,338 S 8/2012 Tourino
D665,339 S 8/2012 Tourino
D673,903 S * 1/2013 Kobayashi D13/102
8,592,678 B2 * 11/2013 Park H01G 9/2068
136/256

(72) Inventors: **Cory Tourino**, Edgewood, NM (US);
Kenneth Craymer, Albuquerque, NM (US)

8,704,085 B2 * 4/2014 Lockenhoff H01L 31/048
136/244

(73) Assignee: **SolAero Technologies Corp.**,
Albuquerque, NM (US)

2009/0288705 A1 * 11/2009 Hiwatashi F24J 2/268
136/256
2016/0156307 A1 * 6/2016 Keenihan H02S 20/25
136/244

(**) Term: **14 Years**

* cited by examiner

(21) Appl. No.: **29/526,426**

Primary Examiner — Derrick Holland
Assistant Examiner — Jennifer O King

(22) Filed: **May 8, 2015**

(51) **LOC (10) Cl.** **13-02**

(52) **U.S. Cl.**
USPC **D13/102**

(58) **Field of Classification Search**
USPC D13/102, 101, 103, 118, 119, 184, 199;
126/561, 667; 136/206, 244, 251, 291,
136/292; 438/597
CPC Y02E 10/47; Y02E 10/50; Y02E 10/52;
H02S 20/00; F24J 2/5237
See application file for complete search history.

(57) **CLAIM**

The ornamental design for a metal interconnecting member for solar cells, as shown and described.

DESCRIPTION

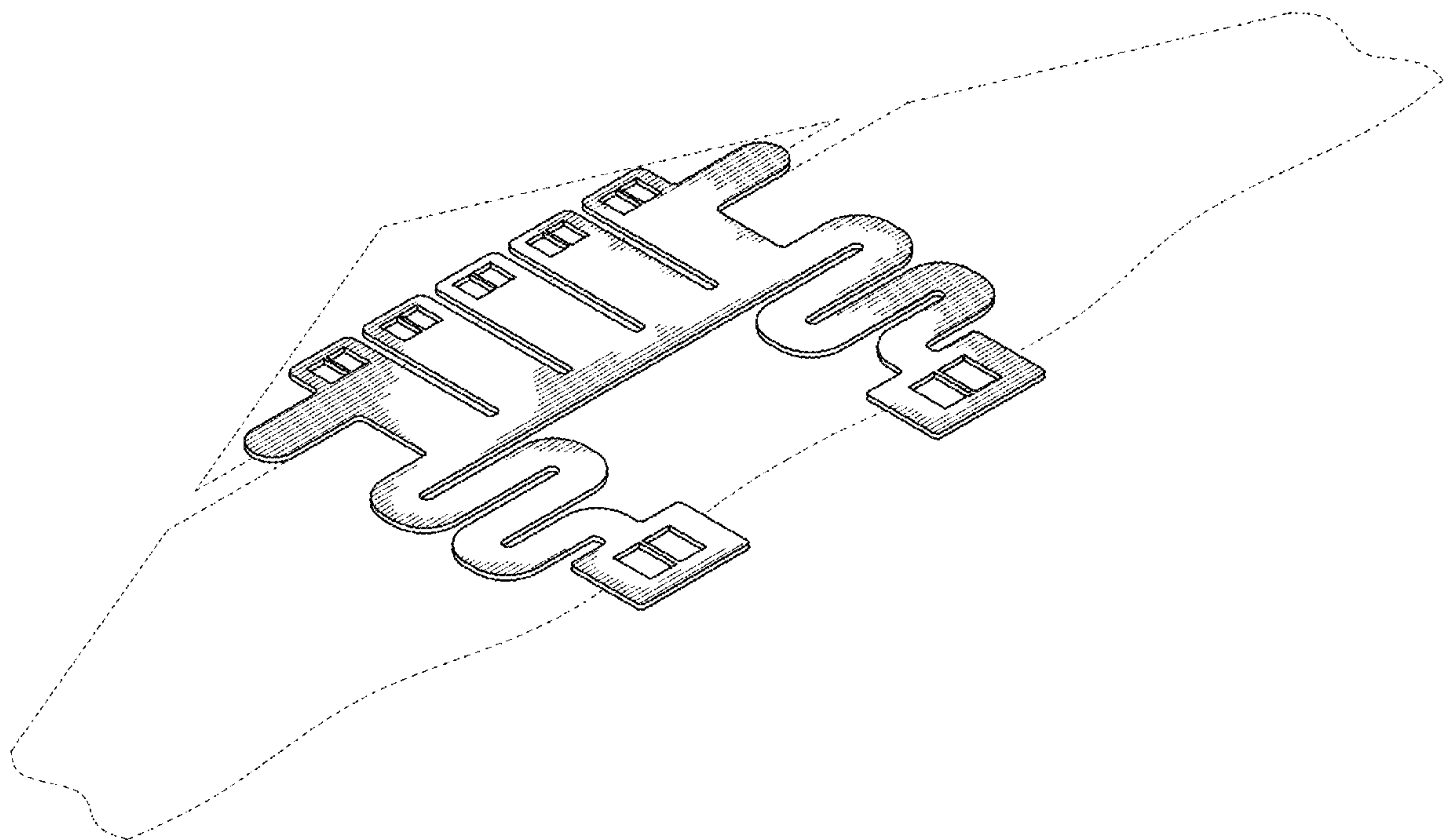
FIG. 1 is a top perspective view of a metal interconnecting member for solar cells showing our new design;
FIG. 2 is a top plan view thereof;
FIG. 3 is a bottom plan view thereof;
FIG. 4 is a front elevation view thereof;
FIG. 5 is a rear elevation view thereof.
FIG. 6 is a right side elevation view thereof; and,
FIG. 7 is a left side elevation view thereof.
The broken lines shown represent unclaimed subject matter and form no part of the claimed design.

(56) **References Cited**

U.S. PATENT DOCUMENTS

D241,420 S * 9/1976 Voumard D10/128
D522,965 S * 6/2006 Nakamaru D13/119

1 Claim, 4 Drawing Sheets



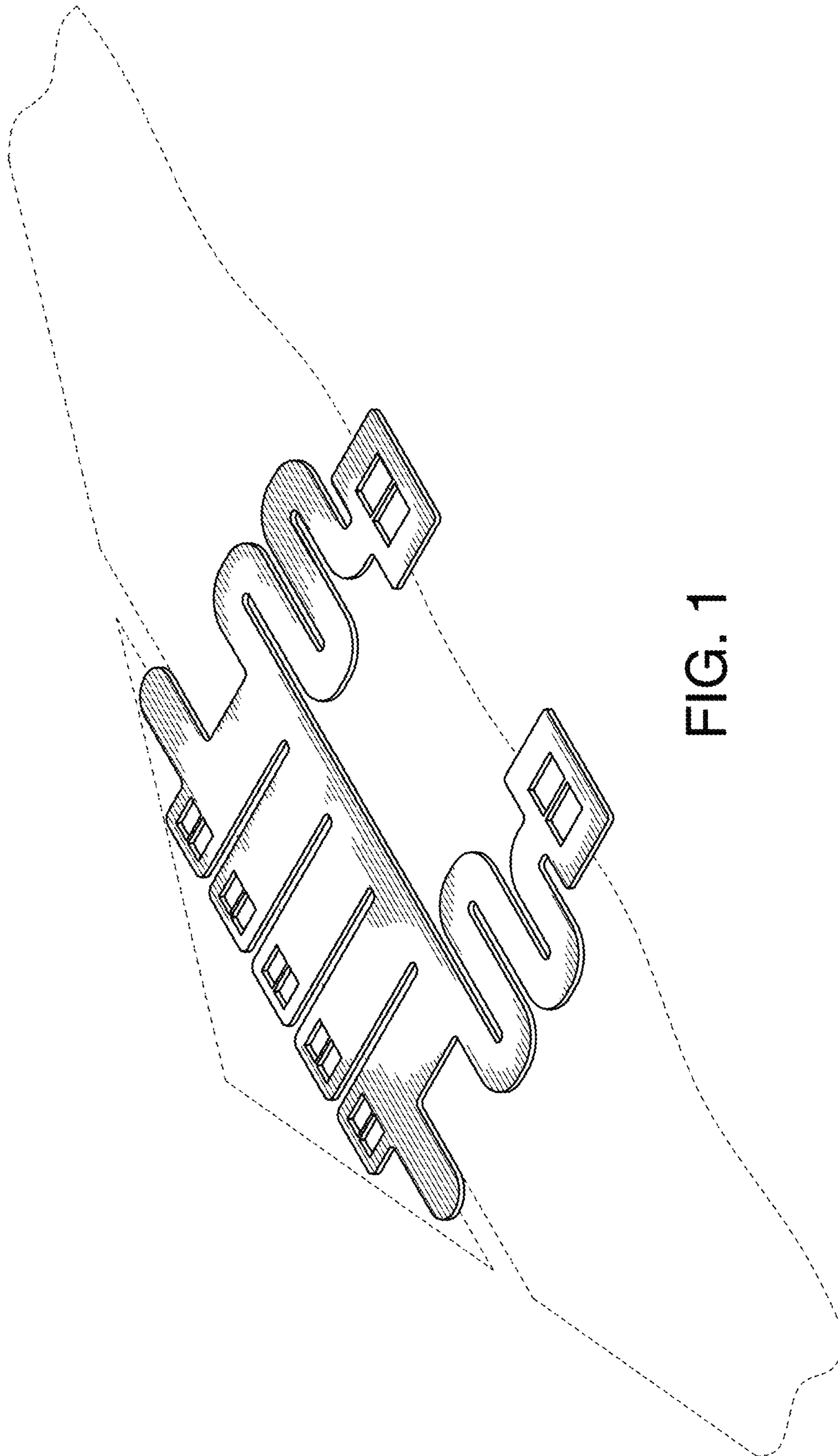


FIG. 1

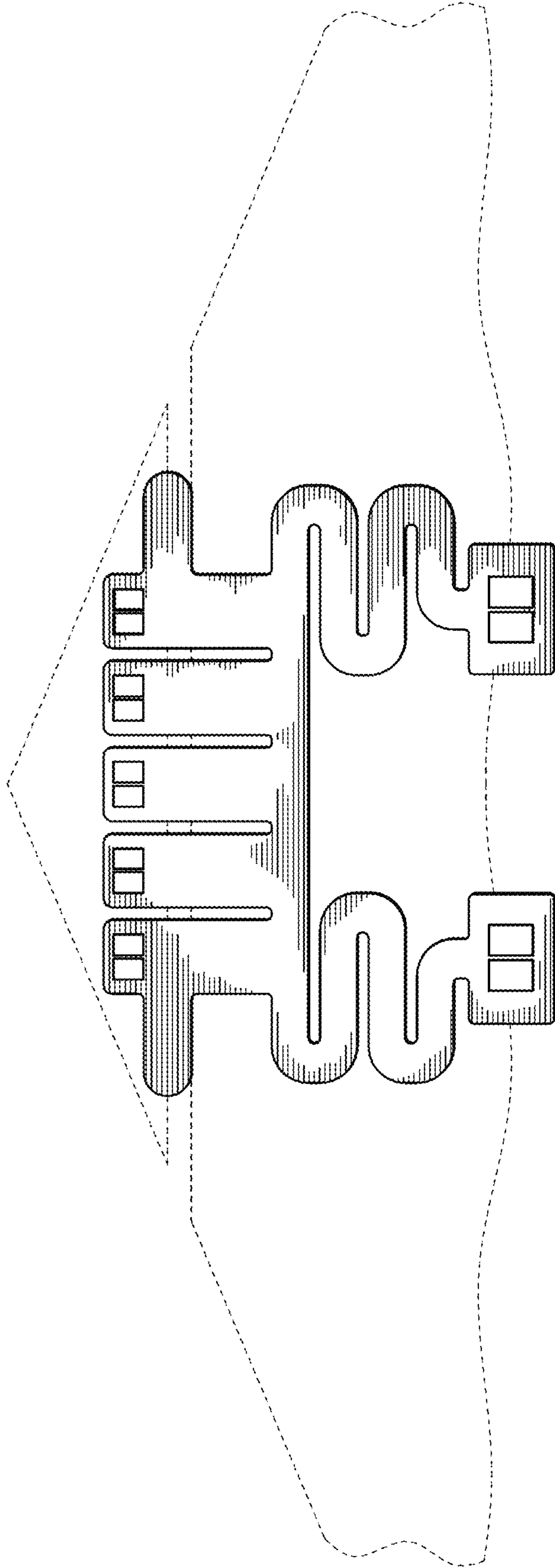


FIG. 2

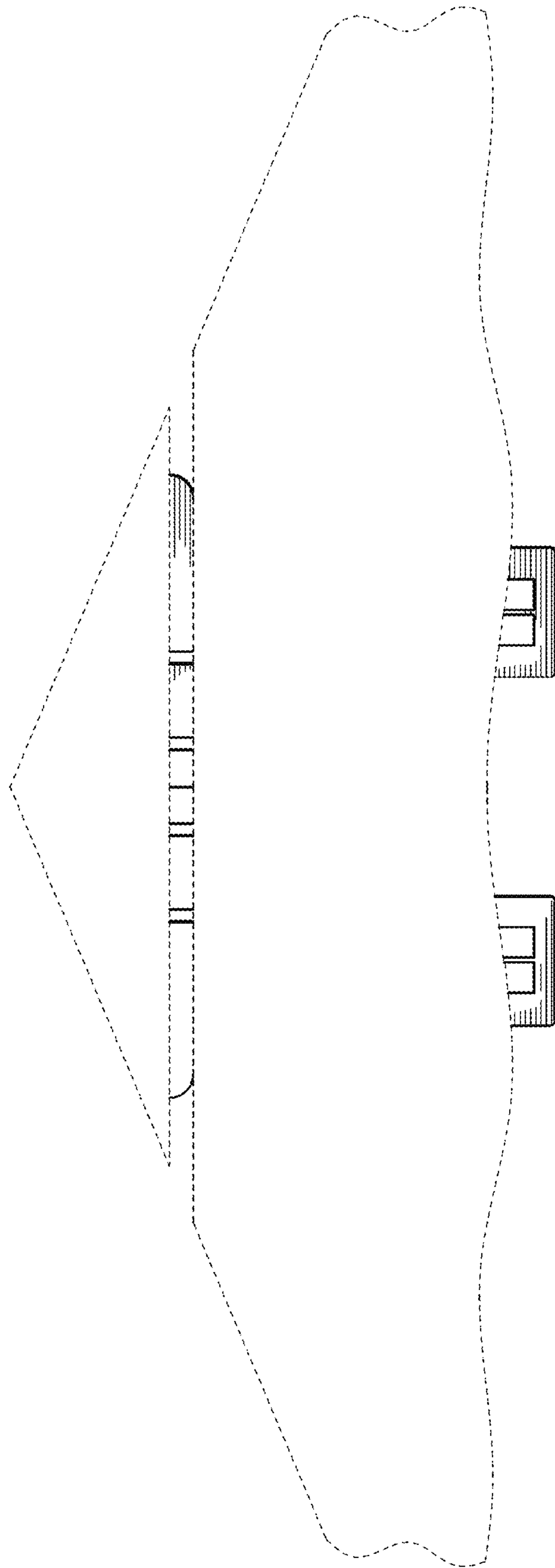


FIG. 3



FIG. 4

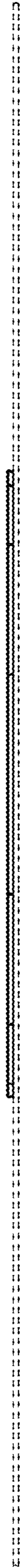


FIG. 5




FIG. 6




FIG. 7