



US00D777655S

(12) **United States Design Patent**
Martin

(10) **Patent No.:** **US D777,655 S**
(45) **Date of Patent:** **** Jan. 31, 2017**

(54) **URETHANE TIRE**
(71) Applicant: **Caterpillar Inc.**, Peoria, IL (US)
(72) Inventor: **Kevin Martin**, Washburn, IL (US)
(73) Assignee: **Caterpillar Inc.**, Peoria, IL (US)
(**) Term: **14 Years**

5,223,599 A 6/1993 Gajewski
5,343,916 A 9/1994 Duddey et al.
D401,896 S 12/1998 Chandler et al.
6,615,885 B1 9/2003 Ohm
(Continued)

(21) Appl. No.: **29/510,679**
(22) Filed: **Dec. 2, 2014**

FOREIGN PATENT DOCUMENTS

JP D1416103 5/2011
JP D1416237 5/2011
(Continued)

(51) **LOC (10) Cl.** **12-15**
(52) **U.S. Cl.**
USPC **D12/605**
(58) **Field of Classification Search**
USPC D12/500, 501, 503, 506, 544, 570, 579,
D12/580, 587, 588, 599, 600, 605; 152/5,
152/17, 75, 209.1, 246, 324, 326;
156/113; 180/54.1
CPC B60C 13/00
See application file for complete search history.

OTHER PUBLICATIONS

Just a Car Guy—Blog. The cool Tweels are on this Jeep Wrangler. Nov. 2, 2015 [earliest online date], [site visited Jun. 14, 2016]. Available from Internet, <URL:http://justacarguy.blogspot.com/2015/11/the-cool-tweels-are-on-this-jeep.html>.*
(Continued)

Primary Examiner — Robert M Spear
Assistant Examiner — Darcey E Heflin
(74) *Attorney, Agent, or Firm* — Saidman DesignLaw Group, LLC

(56) **References Cited**

U.S. PATENT DOCUMENTS

854,699 A 5/1907 Nash
1,125,191 A 1/1915 Scotucci et al.
1,164,887 A 12/1915 Strauch et al.
D50,873 S 6/1917 Jones
D59,024 S 9/1921 McCollough
D65,946 S * 11/1924 Beegle D12/503
D67,515 S 2/1925 Gillam
D68,536 S 2/1925 Lenhoff
D81,752 S * 8/1930 Kratz D12/605
2,620,844 A 12/1952 Lord
2,742,941 A 4/1956 Johnson
3,219,090 A 11/1965 Cislo
4,226,273 A 10/1980 Long et al.
4,553,577 A 11/1985 Gregg
4,934,425 A 6/1990 Gajewski et al.
4,945,962 A 8/1990 Pajtas
5,042,544 A 8/1991 Dehasse


(57) **CLAIM**

The ornamental design for a urethane tire, as shown and described.

DESCRIPTION

FIG. 1 is a perspective view of a urethane tire showing my new design; and
FIG. 2 is a front view thereof; and,
FIG. 3 is a cross-sectional view thereof, taken in the direction of line 3-3 of FIG. 2.
The dashed broken lines illustrate environmental structure and form no part of the claimed design.
The drawings include surface shading that represents contour and not surface ornamentation.

1 Claim, 3 Drawing Sheets



(56)

References Cited

U.S. PATENT DOCUMENTS

6,681,822 B2 1/2004 Adams et al.
 D499,065 S 11/2004 Shapiro et al.
 6,845,796 B2 1/2005 Katoh et al.
 D507,522 S 7/2005 Becker et al.
 D536,298 S 2/2007 Becker et al.
 7,174,936 B2 2/2007 Becker et al.
 D548,681 S 8/2007 Becker et al.
 D602,422 S * 10/2009 Laskowitz D12/570
 D602,852 S 10/2009 Laskowitz et al.
 D615,920 S 5/2010 Kline et al.
 7,950,428 B2 * 5/2011 Hanada B60C 7/08
 152/326
 8,056,593 B2 11/2011 Palinkas et al.
 8,061,398 B2 * 11/2011 Palinkas B29D 30/02
 152/323
 8,091,596 B2 1/2012 Louden
 8,104,524 B2 1/2012 Manesh et al.
 8,109,308 B2 2/2012 Manesh et al.
 8,176,957 B2 5/2012 Manesh et al.
 8,555,941 B2 10/2013 Perron et al.
 D711,815 S * 8/2014 Abe D12/605
 D727,247 S * 4/2015 Martin D12/570
 D731,962 S * 6/2015 Martin D12/605
 2007/0029020 A1 2/2007 Wietharn et al.
 2007/0119531 A1 5/2007 Steinke et al.
 2009/0120548 A1 5/2009 Norbits
 2009/0211674 A1 8/2009 Hanada et al.
 2009/0211678 A1 8/2009 Palinkas et al.
 2009/0211681 A1 8/2009 Palinkas et al.
 2010/0132858 A1 6/2010 Arakawa et al.
 2011/0024008 A1 2/2011 Manesh et al.
 2011/0079335 A1 4/2011 Manesh et al.
 2012/0060991 A1 3/2012 Mun et al.
 2012/0234444 A1 9/2012 Palinkas et al.
 2012/0241062 A1 9/2012 Manesh et al.
 2012/0247635 A1 10/2012 Manesh et al.
 2013/0240272 A1 9/2013 Gass et al.
 2013/0287882 A1 10/2013 Wilson
 2014/0000777 A1 1/2014 Choi et al.
 2014/0034219 A1 2/2014 Chadwick et al.
 2014/0062168 A1 3/2014 Martin et al.
 2014/0062169 A1 3/2014 Martin et al.
 2014/0062170 A1 3/2014 Martin et al.
 2014/0062171 A1 3/2014 Martin et al.
 2014/0062172 A1 3/2014 Martin et al.
 2014/0083581 A1 3/2014 Schaedler et al.
 2014/0110024 A1 4/2014 Anderfaas et al.
 2014/0159280 A1 6/2014 Martin et al.
 2014/0238561 A1 8/2014 Choi et al.
 2014/0251518 A1 9/2014 Abe et al.

2014/0311643 A1* 10/2014 Amstutz B60C 7/105
 152/310
 2015/0355056 A1* 12/2015 Martin G01M 17/027
 356/601
 2016/0016433 A1* 1/2016 Amstutz B60C 7/24
 152/72
 2016/0046091 A1* 2/2016 Kinney B26D 1/08
 157/13
 2016/0046092 A1* 2/2016 Kinney B26D 1/08
 157/13

FOREIGN PATENT DOCUMENTS

JP D1446802 6/2012
 JP D1446806 6/2012
 JP D1446808 6/2012
 JP D1447054 6/2012
 JP D1447056 6/2012
 JP D1447059 6/2012

OTHER PUBLICATIONS

Bridgestone, "Bridgestone Announces Development of Non-Pneumatic (Airless) Concept Tire," <<http://www.bridgestone.com/corporate/news/201112901.html>>, Nov. 29, 2011.
 Toxel, "Innovative Airless Tires by Michelin," <<http://www.toxel.com/tech/2009/07/05/innovative-airless-tires-by-michelin/>>, Jul. 5, 2009.
 CORE77, "Innovation Gets Tired, Part 1: The Non-Pneumatic Tire," <http://www.core77.com/blog/transportation/innovation_gets_tired_part_1_the_non-pneumatic_tire_21410.asp>, Dec. 27, 2011.
 Resilienttech, "Non-Pneumatic Tire (NPT)," <<http://www.resilienttech.com/products/non-pneumatic-tire>>, copyright 2011.
 Soldiersystems, "SOLIC—Polaris Defense Non-Pneumatic Tire," <<http://soldiersystems.net/2012/05/22/solic-polaris-defense-non-pneumatic-tire/>>, May 22, 2012.
 Caterpillar®, "Introducing the Cat® generation II Flexport™ tires available in 3 different tread options for SSL, wheel loader applications," Sep. 2011.
 Caterpillar®, "Cat® Flexport™ Tires for Skid Steer Loaders," copyright 2005.
 Caterpillar®, "Caterpillar Introduces Next Generation of Flexport™ Tires for Wheel Loaders," available Mar. 2010.
 U.S. Appl. No. 29/517,580 of Kevin Martin et al., titled "Tire Tread," filed Feb. 13, 2015.
 U.S. Appl. No. 29/449,654 of Kevin L. Martin et al., titled "Non-Pneumatic Tire," filed Mar. 15, 2013.
 U.S. Appl. No. 29/449,765 of Kevin L. Martin et al., titled "Surface Pattern for a Tire," filed Mar. 15, 2013.

* cited by examiner

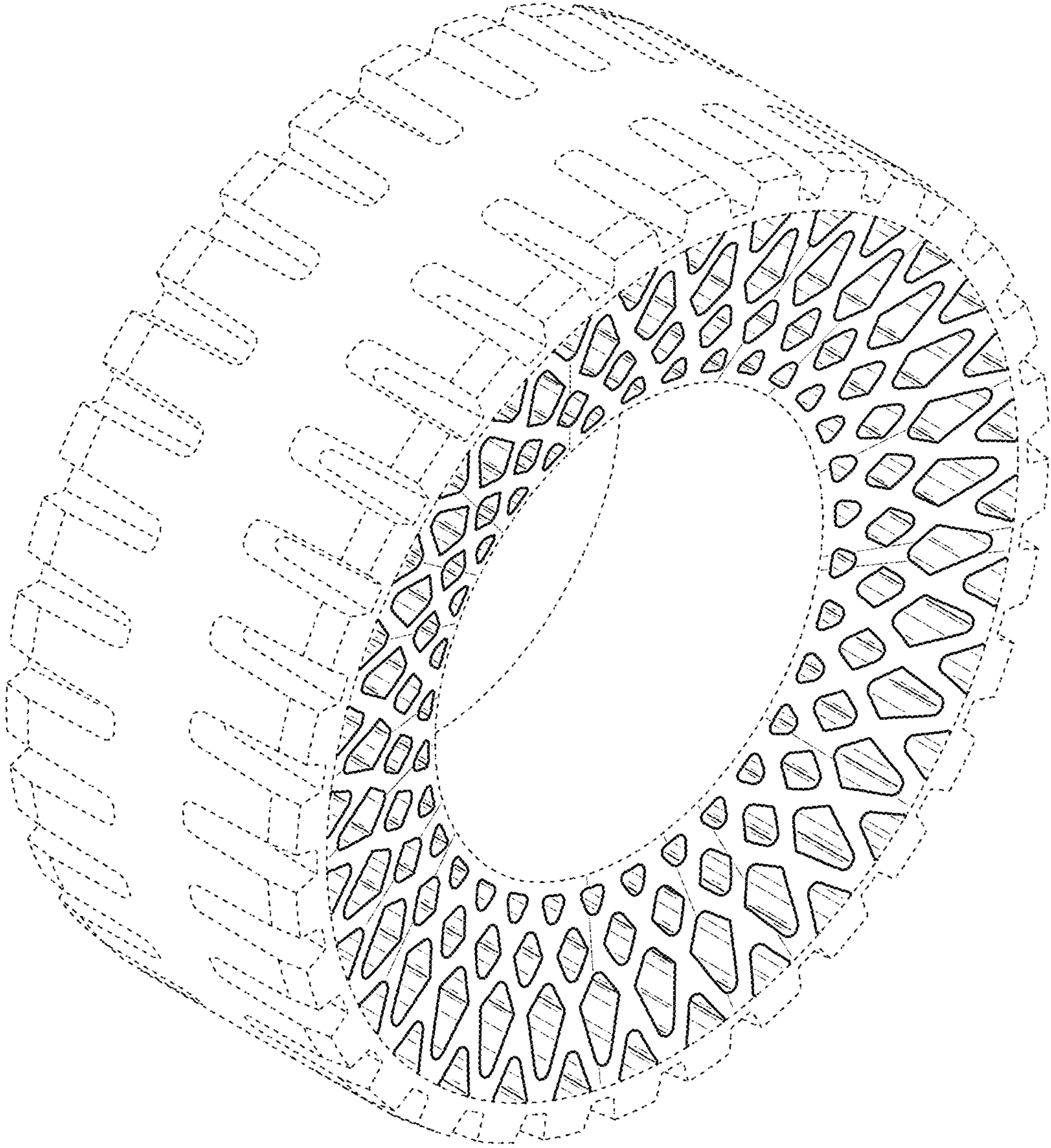


Fig. 1




Fig. 2




Fig. 3