



US00D777653S

(12) **United States Design Patent**
Baker et al.

(10) **Patent No.:** **US D777,653 S**

(45) **Date of Patent:** **** Jan. 31, 2017**

(54) **TIRE TREAD**

(71) Applicant: **Triangle Tyre Co. Ltd.**, Weihai (CN)

(72) Inventors: **Christopher T. Baker**, Peninsula, OH (US); **Edward L. Montgomery**, North Canton, OH (US); **Christopher Kocaj**, Wadsworth, OH (US); **Ramendra Nath Majumdar**, Hudson, OH (US); **Xiaodong Wang**, Weihai (CN)

(**) Term: **15 Years**

(21) Appl. No.: **29/549,308**

(22) Filed: **Dec. 21, 2015**

(51) **LOC (10) Cl.** **12-15**

(52) **U.S. Cl.**
USPC **D12/588**

(58) **Field of Classification Search**
USPC D12/568-604, 900
CPC B60C 1/0016; B60C 11/0306; B60C 11/0302; B60C 3/06; B60C 9/17
See application file for complete search history.

(56) **References Cited**

U.S. PATENT DOCUMENTS

D444,424 S *	7/2001	Habay	D12/588
D535,939 S *	1/2007	Gordon	D12/583
D555,080 S *	11/2007	Radulescu	D12/587
D601,083 S *	9/2009	Williamson	D12/583
D610,528 S *	2/2010	Wada	D12/598
D628,956 S *	12/2010	Janesh	D12/588
D645,395 S *	9/2011	Martin	D12/587
D646,217 S *	10/2011	Muto	D12/589

D646,218 S *	10/2011	Muto	D12/589
D646,220 S *	10/2011	Tamura	D12/600
D676,373 S *	2/2013	Bachtel	D12/580
D710,789 S *	8/2014	Koog	D12/588
D712,342 S *	9/2014	Zhu	D12/588

* cited by examiner

Primary Examiner — Robert M Spear

Assistant Examiner — John Voytek

(74) *Attorney, Agent, or Firm* — George W. Moxon, II;
Brian Harrod

(57) **CLAIM**

The ornamental design for a tire tread, as shown and described.

DESCRIPTION

FIG. 1 is a perspective view of a tire tread showing our new design, it being understood that the tread pattern repeats uniformly throughout the outer circumference and shoulder of a tire;

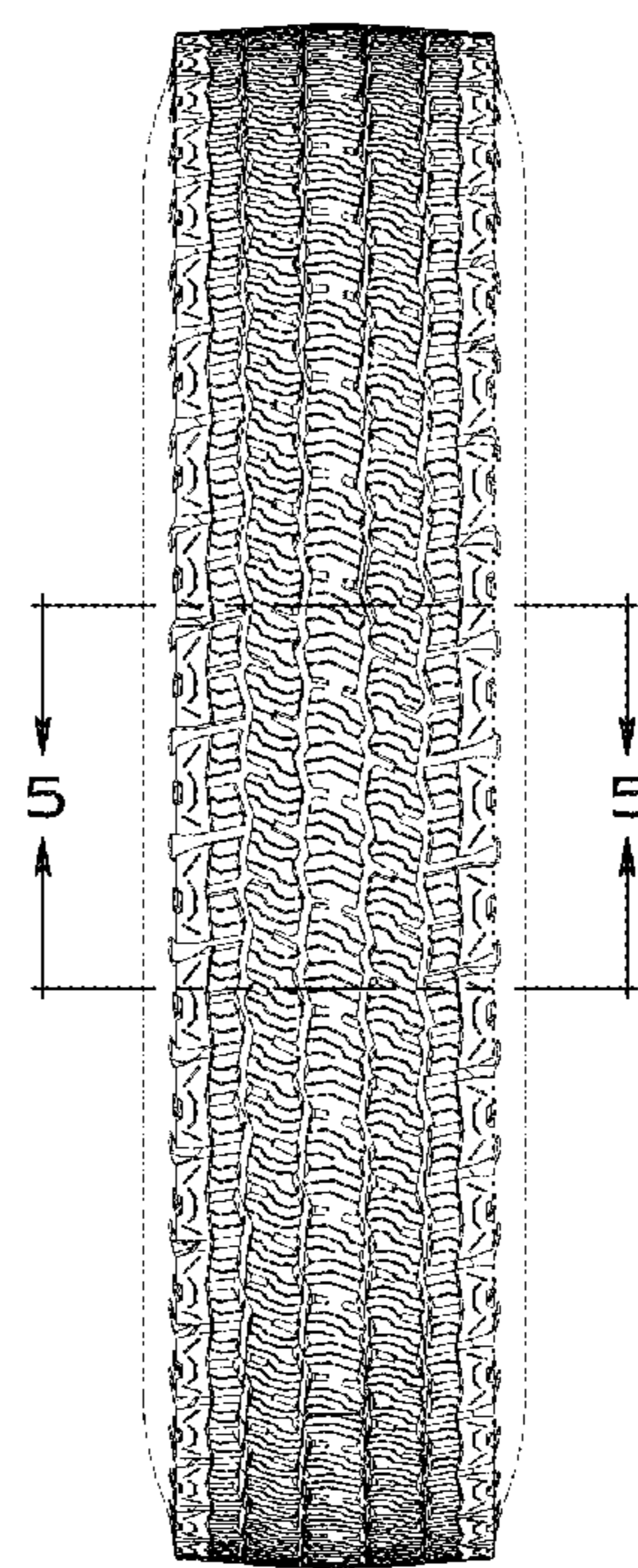

FIG. 2 is a front elevation view thereof, the top and bottom views being identical thereto;

FIG. 3 is a right side elevation view thereof; the opposite side elevational view being identical thereto;

FIG. 4 is an enlarged, fragmentary front view thereof, taken along lines 4-4 and in the direction of arrows in FIG. 2; and, FIG. 5 is a cross-sectional view of a part taken from the 5-5 line in FIG. 4, which shows only a cutting section.

In the drawings, the broken line disclosure of the tire sidewall and inner bead depicts environmental subject matter that forms no part of the claimed design.

1 Claim, 4 Drawing Sheets






FIG. 1

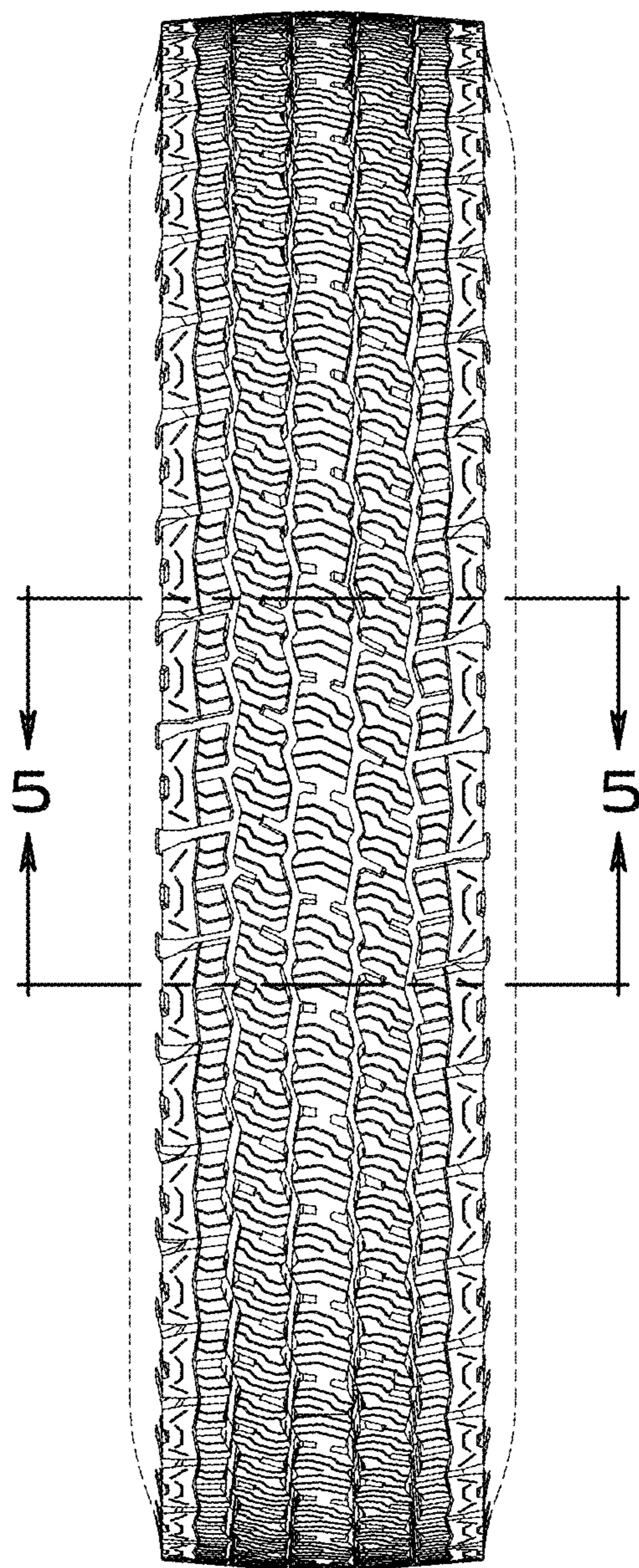


FIG. 2

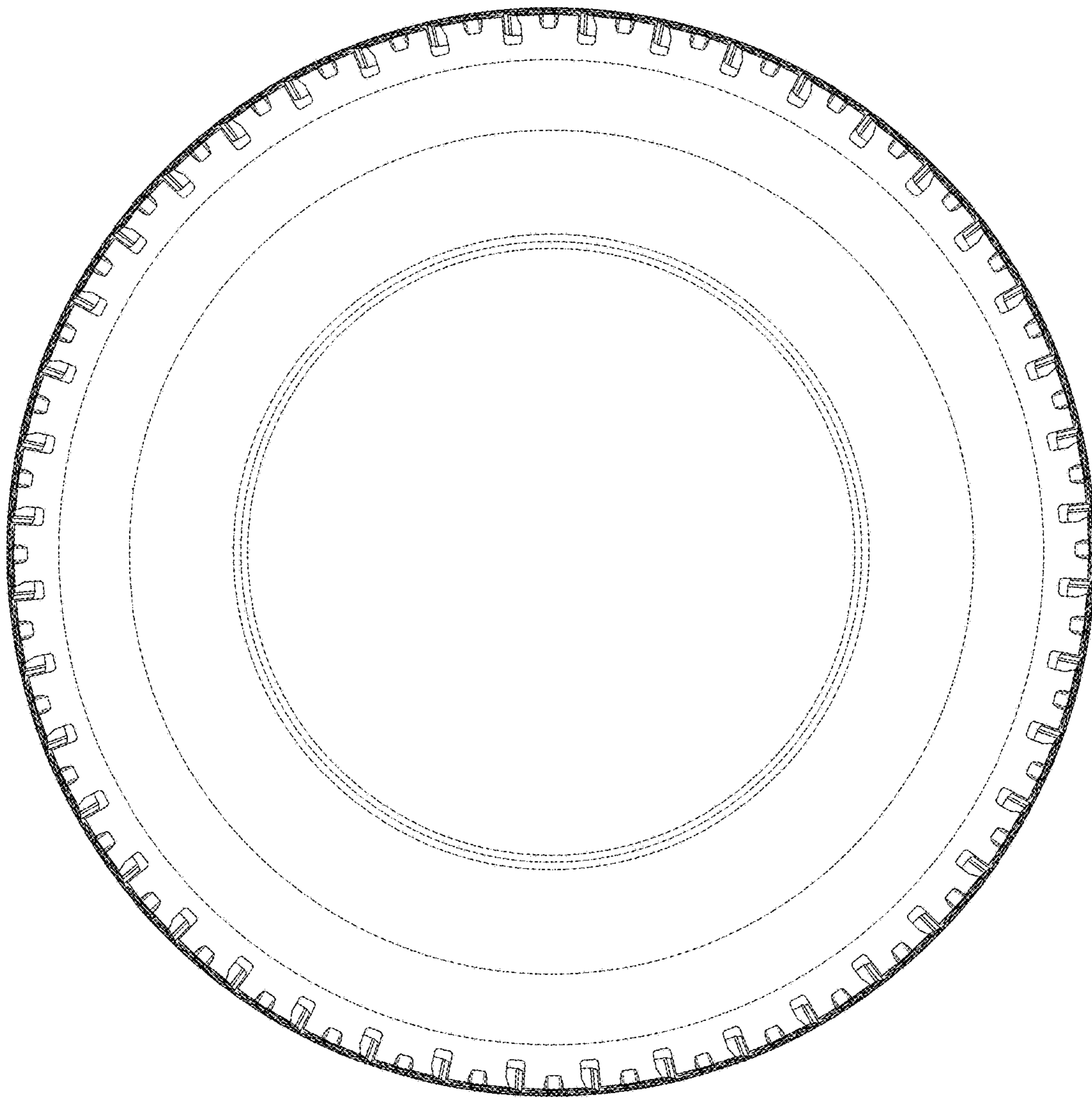


FIG. 3

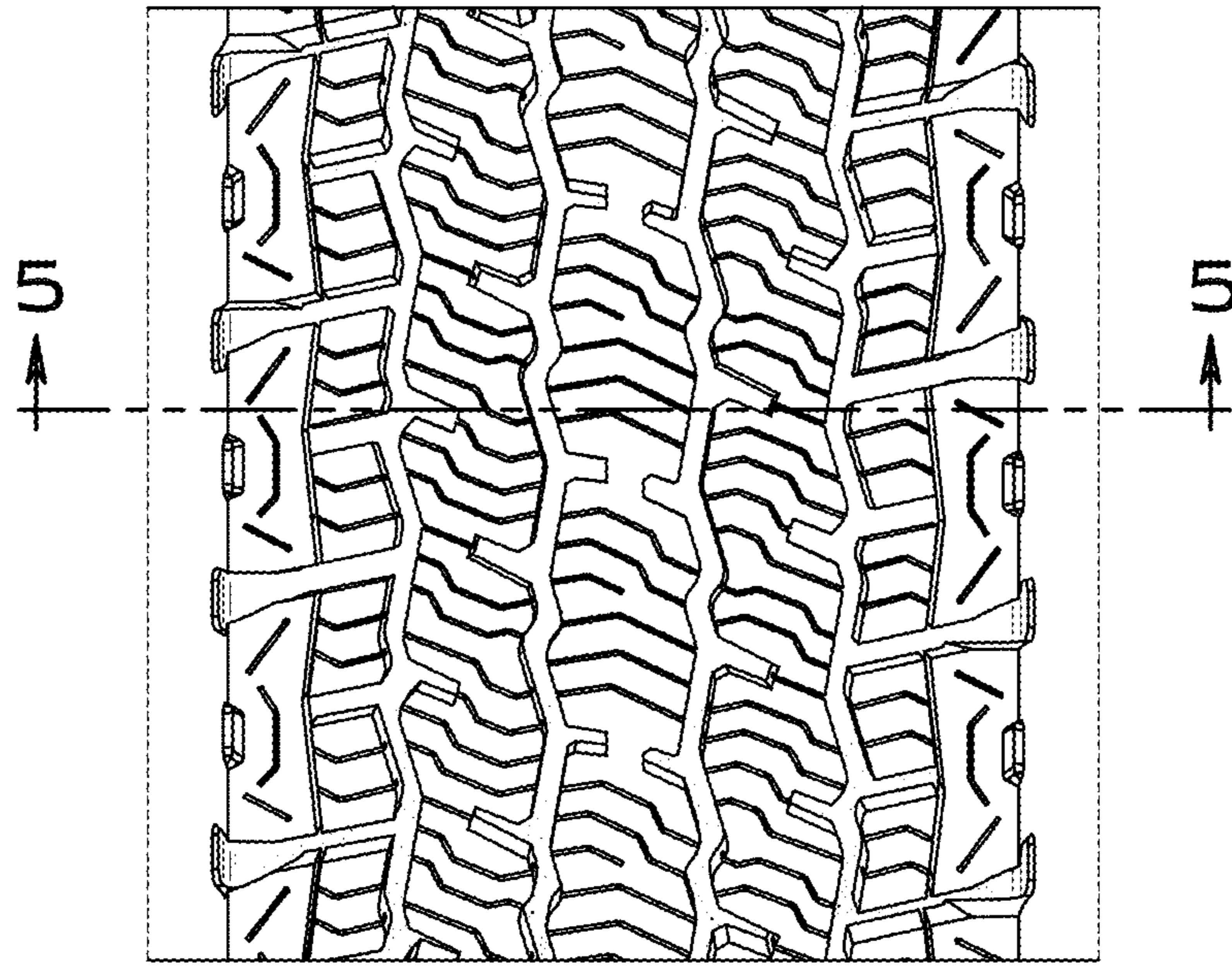


FIG. 4

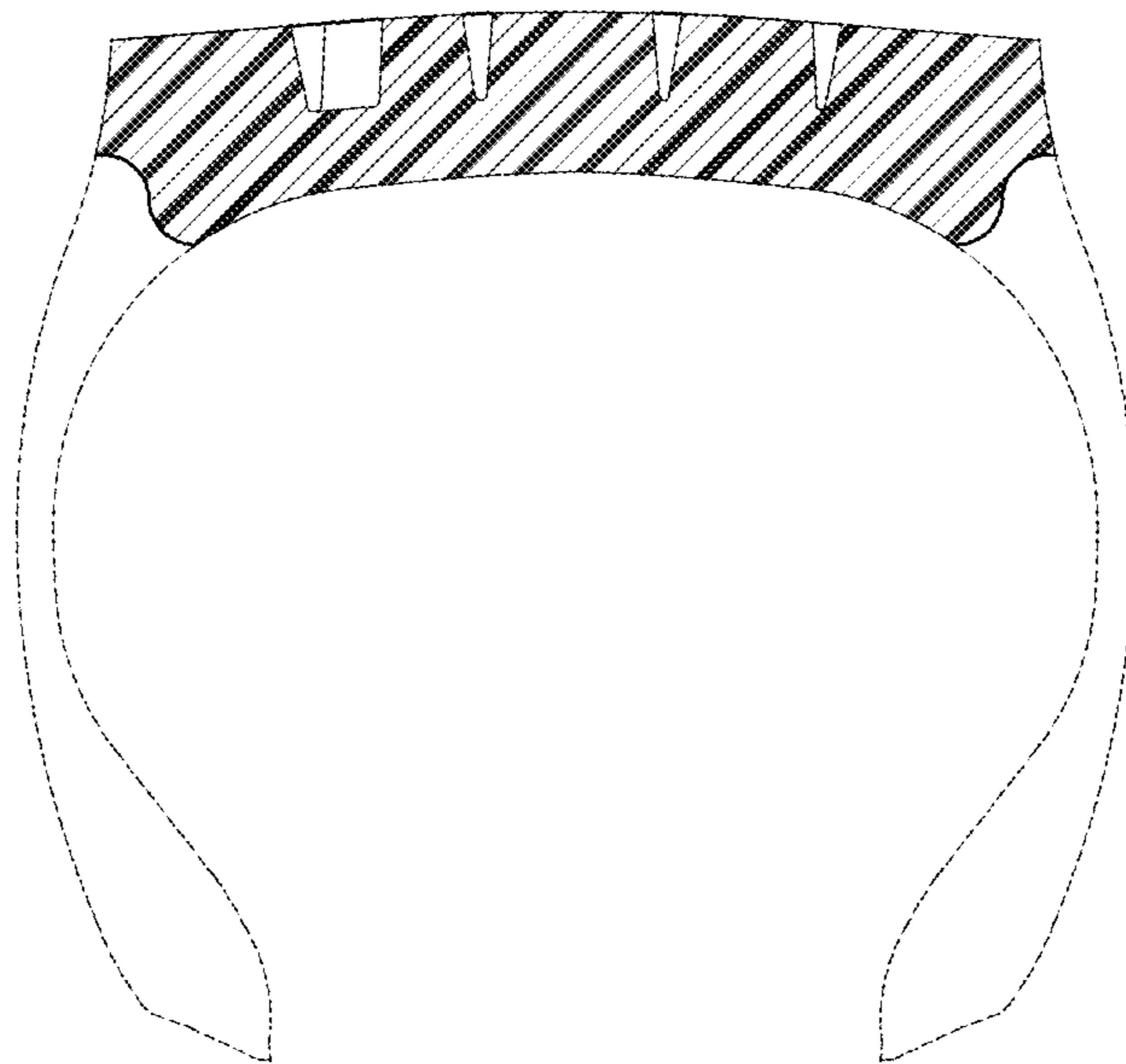


FIG. 5