



US00D777649S

(12) **United States Design Patent** (10) **Patent No.:** **US D777,649 S**
Ropars et al. (45) **Date of Patent:** **** Jan. 31, 2017**

(54) **TIRE TREAD**

(71) Applicants: **COMPAGNIE GENERALE DES ETABLISSEMENTS MICHELIN**, Clermont-Ferrand (FR); **Michelin Recherche et Technique S.A.**, Granges-Paccot (CH)

D355,876 S 2/1995 Diensthuber et al.
D360,861 S 8/1995 Graas et al.
D361,966 S 9/1995 Graas et al.
D370,880 S 6/1996 Graas
D379,449 S 5/1997 Graas et al.
D390,512 S 2/1998 Eromaki
D409,123 S * 5/1999 Heinen D12/551
(Continued)

(72) Inventors: **Olivier Ropars**, Clermont-Ferrand (FR); **David Mosnier**, Clermont-Ferrand (FR); **Romain Bricaud**, Clermont-Ferrand (FR)

FOREIGN PATENT DOCUMENTS

EP 0609194 A1 8/1994
FR 06/5978 12/2006
(Continued)

(73) Assignees: **COMPAGNIE GENERALE DES ETABLISSEMENTS MICHELIN** (FR); **MICHELIN RECHERCHE ET TECHNIQUE S.A.** (CH)

Primary Examiner — Robert M Spear
Assistant Examiner — John Voytek
(74) *Attorney, Agent, or Firm* — Dickinson Wright PLLC

(**) Term: **15 Years**

(21) Appl. No.: **29/536,077**

(57) **CLAIM**

(22) Filed: **Aug. 13, 2015**

The ornamental design for a tire tread, as shown and described.

(30) **Foreign Application Priority Data**

Feb. 13, 2015 (FR) 15/0754

DESCRIPTION

(51) **LOC (10) Cl.** **12-15**

(52) **U.S. Cl.**
USPC **D12/553**

(58) **Field of Classification Search**
USPC D12/533-567
CPC B60C 1/0016; B60C 11/0306; B60C 11/0302; B60C 3/06; B60C 9/17
See application file for complete search history.

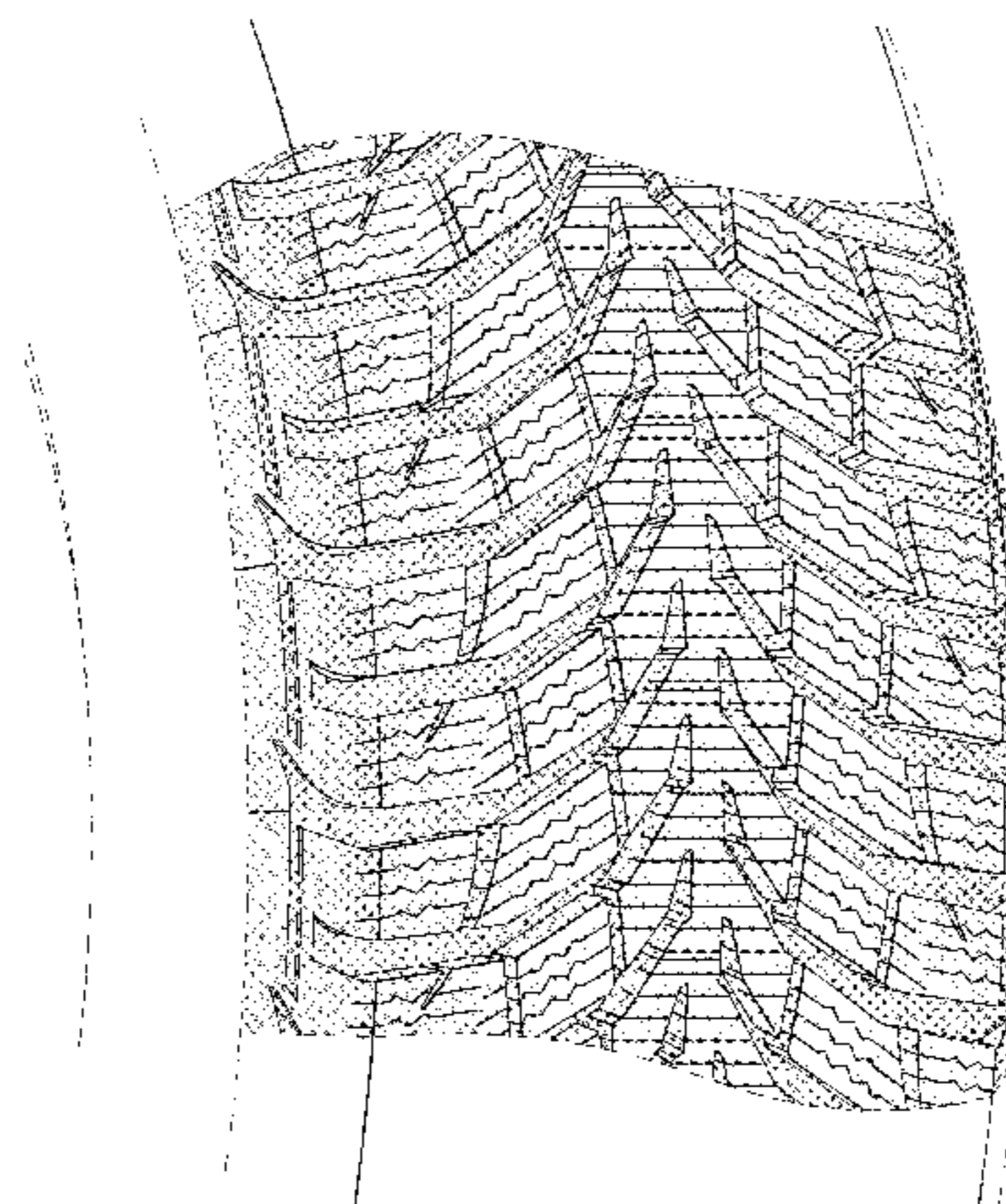
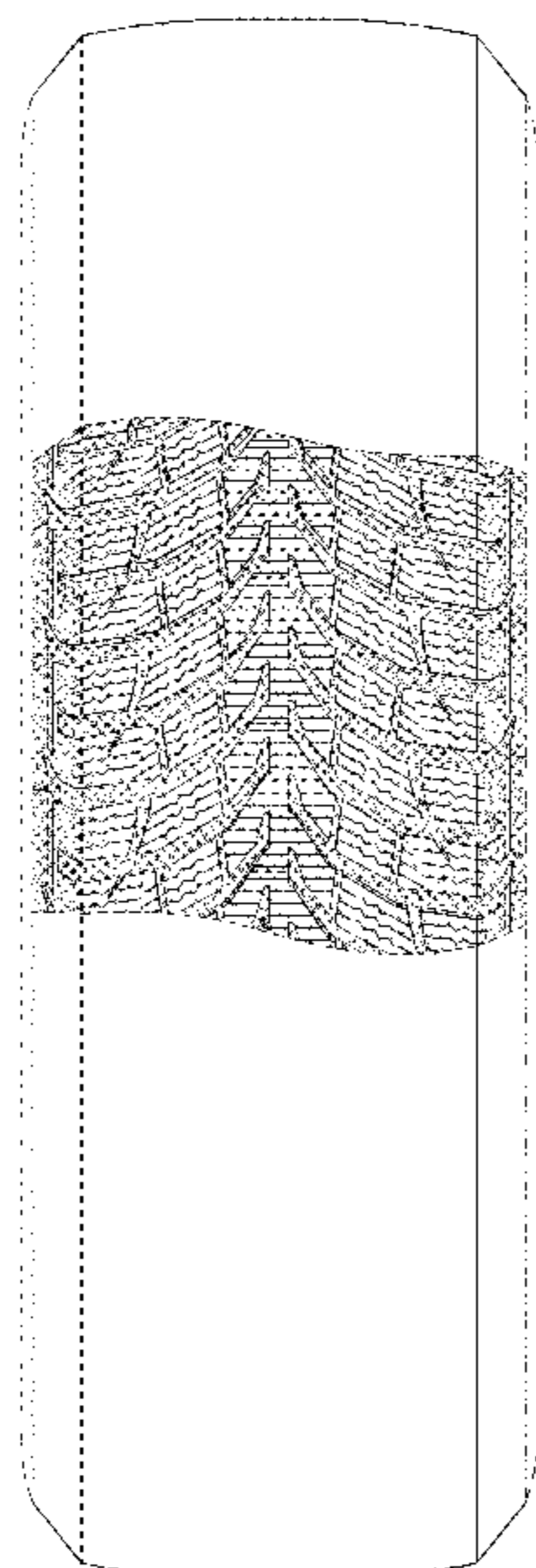
FIG. 1 is a perspective view of the tire tread of our design; FIG. 2 is a front elevation view of the tire tread of our design; FIG. 3 is a side elevation view of the tire tread of our design; FIG. 4 is a side elevation view of the tire tread of our design, taken from the opposite side of that shown in FIG. 3; and, FIG. 5 is an enlarged, partial view of FIG. 1. In the drawings, the broken lines depict environmental subject matter that forms no part of the claimed design. The dash-dot lines represent the peripheral boundary of the claimed design. The tread pattern is understood to repeat uniformly throughout the circumference of the tire.

(56) **References Cited**

U.S. PATENT DOCUMENTS

4,726,407 A 2/1988 Hayakawa et al.
5,131,443 A 7/1992 Kuher et al.

1 Claim, 5 Drawing Sheets



(56)

References Cited

U.S. PATENT DOCUMENTS

D426,855 S 6/2000 Niwa et al.
 D429,194 S 8/2000 Heinen et al.
 D431,800 S * 10/2000 Heinen D12/551
 D432,057 S 10/2000 Himuro
 D444,427 S * 7/2001 Heinen D12/551
 D451,853 S * 12/2001 Heinen D12/553
 D452,198 S * 12/2001 Heinen D12/553
 D454,523 S 3/2002 Traulle
 6,352,091 B1 3/2002 Hanya
 D472,872 S 4/2003 O
 D487,053 S 2/2004 Masuko
 D491,516 S 6/2004 Miller et al.
 D504,387 S 4/2005 Welbes et al.
 D504,866 S * 5/2005 Collette D12/553
 D505,111 S 5/2005 Allison et al.
 D516,998 S 3/2006 Wang et al.
 D531,955 S 11/2006 Fontaine et al.
 D535,248 S * 1/2007 Ashton D12/553
 D544,827 S 6/2007 Lee
 D550,148 S 9/2007 Fontaine et al.
 D555,581 S 11/2007 Salvan
 D149,237 S 6/2008 Cambron et al.
 D579,861 S 11/2008 Haas et al.
 D579,863 S 11/2008 Harvey et al.
 D589,435 S * 3/2009 Ashton D12/563
 D591,220 S 4/2009 Minagawa

D591,672 S * 5/2009 de Briey-Terlinden D12/553
 D595,218 S 6/2009 Rodicq et al.
 D595,639 S 7/2009 de Briey-Terlinden et al.
 D596,109 S * 7/2009 de Briey-Terlinden D12/553
 D601,946 S 10/2009 Fontaine et al.
 D606,927 S 12/2009 Kang
 D607,810 S 1/2010 Oizumi et al.
 D610,963 S 3/2010 Ochi
 D612,324 S 3/2010 Harvey et al.
 D615,479 S 5/2010 Lee
 D622,657 S * 8/2010 Leocadio D12/553
 D626,911 S 11/2010 Takeshima
 D634,700 S 3/2011 Ebel et al.
 D640,184 S 6/2011 de Briey-Terlinden
 D651,163 S 12/2011 Shimizu et al.
 D668,205 S 10/2012 Ebel et al.
 D683,301 S 5/2013 Kang
 D705,718 S 5/2014 Hirama et al.
 D718,224 S 11/2014 Guichon et al.
 D722,290 S 2/2015 Jamot et al.
 D724,522 S 3/2015 D'Abrigeon et al.
 D733,639 S * 7/2015 Fontaine D12/563

FOREIGN PATENT DOCUMENTS

FR 06/5980 12/2006
 FR 07/5041 11/2007

* cited by examiner

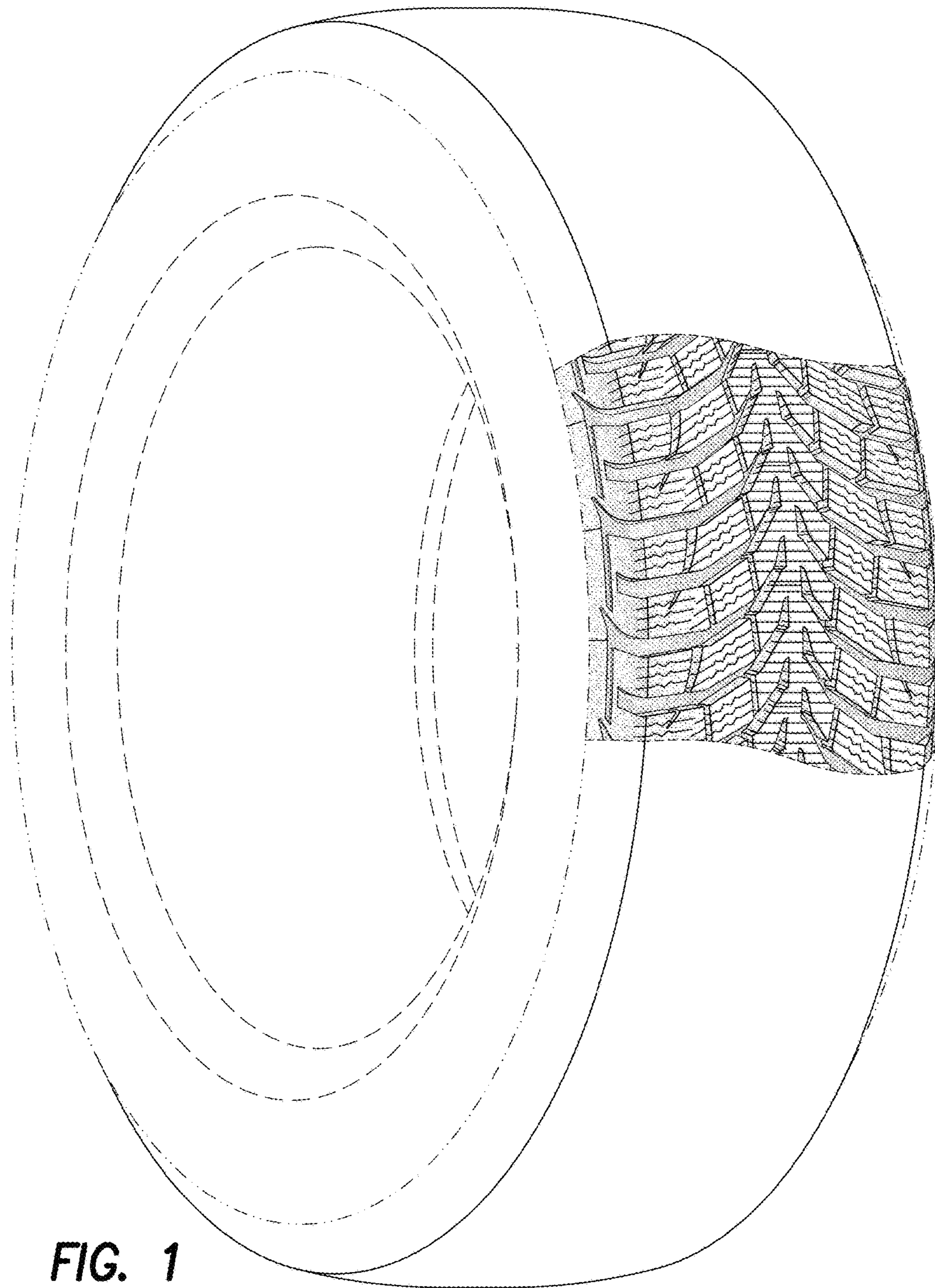


FIG. 1

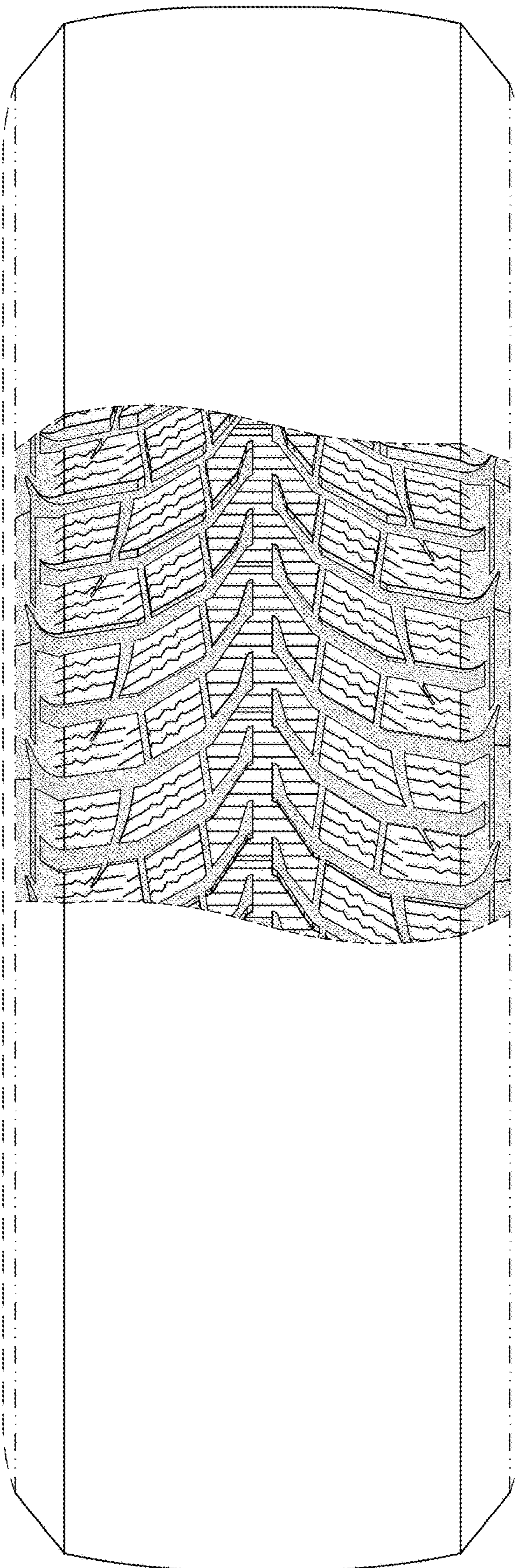


FIG. 2

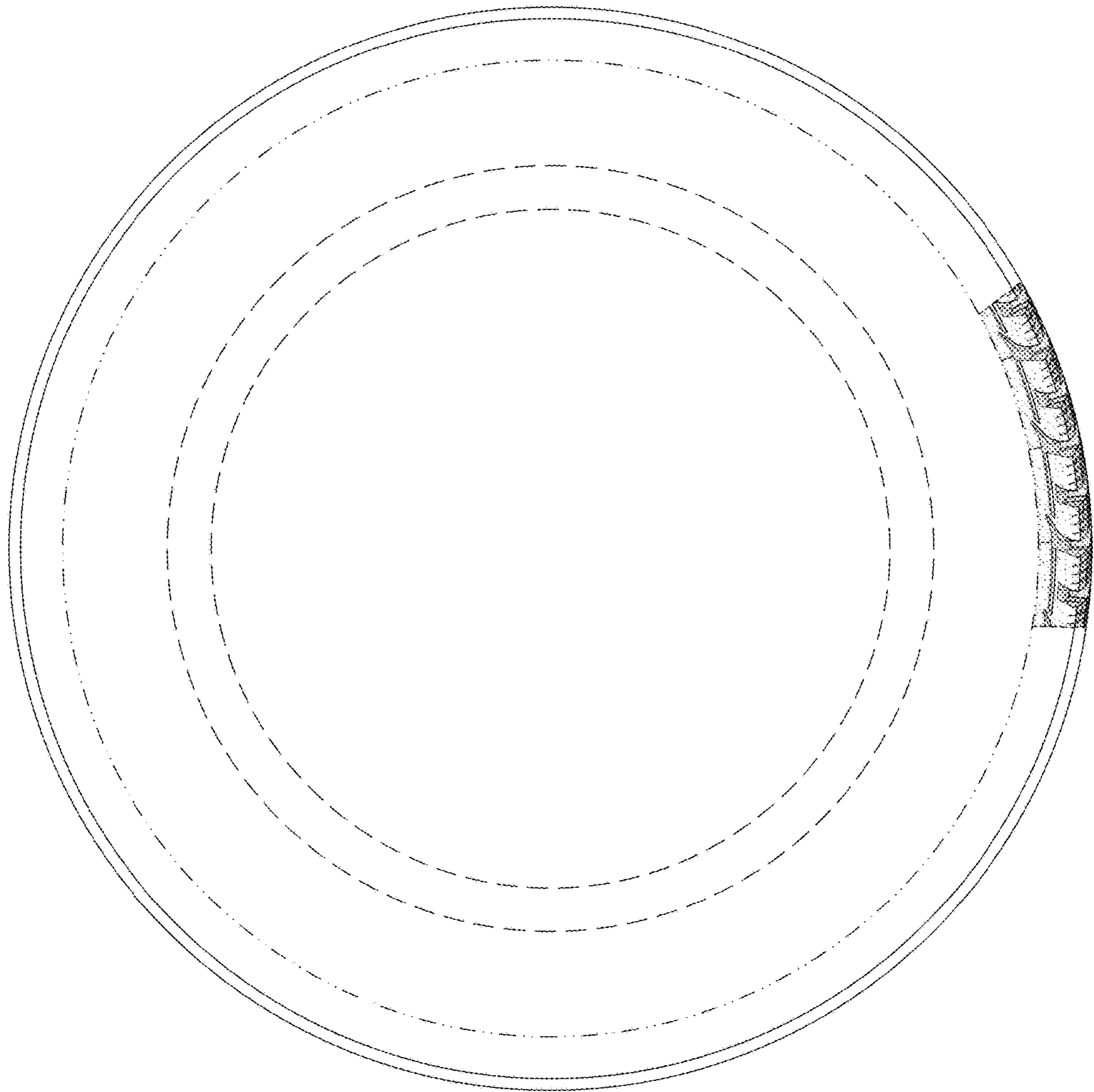


FIG. 3

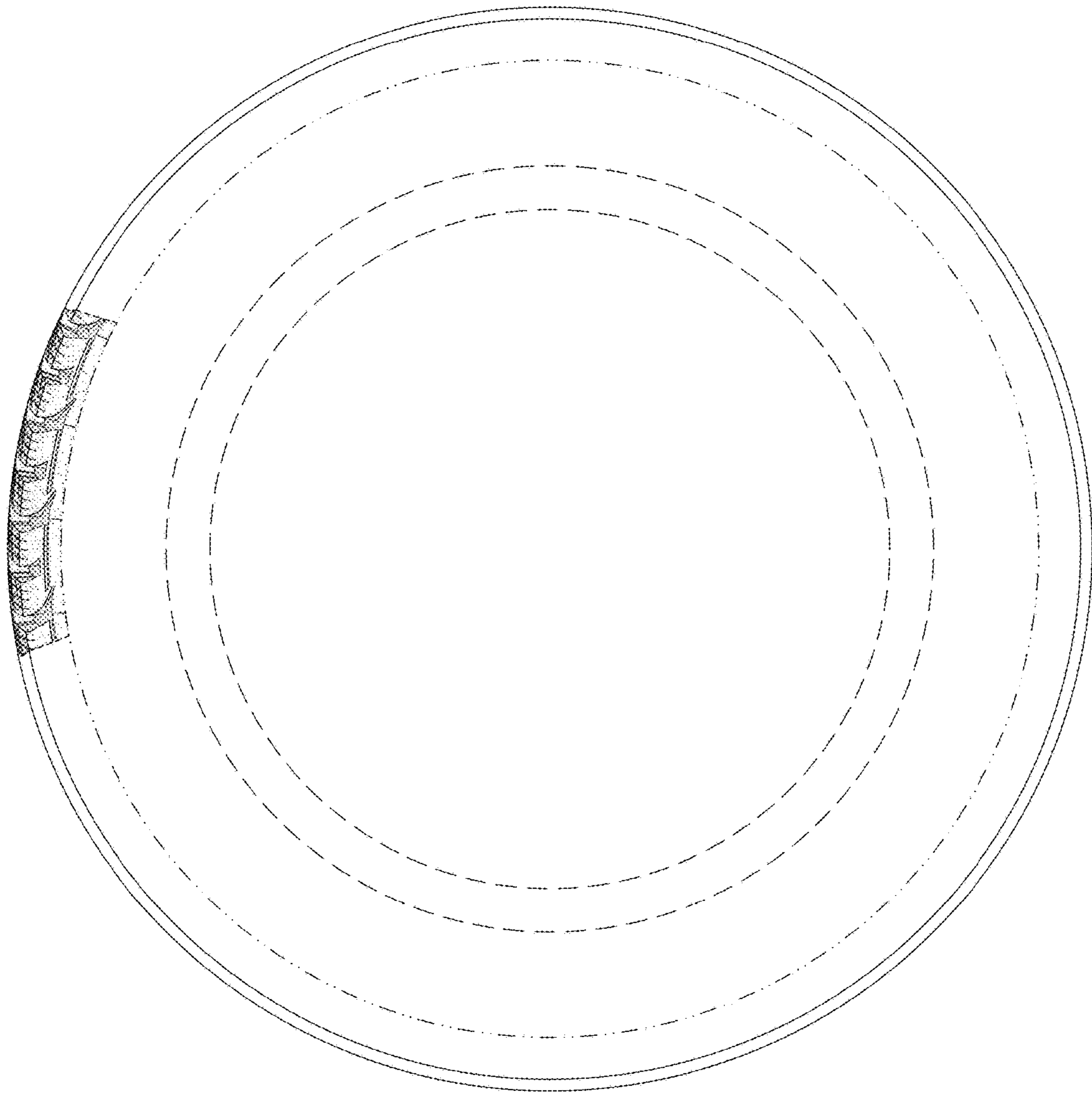


FIG. 4

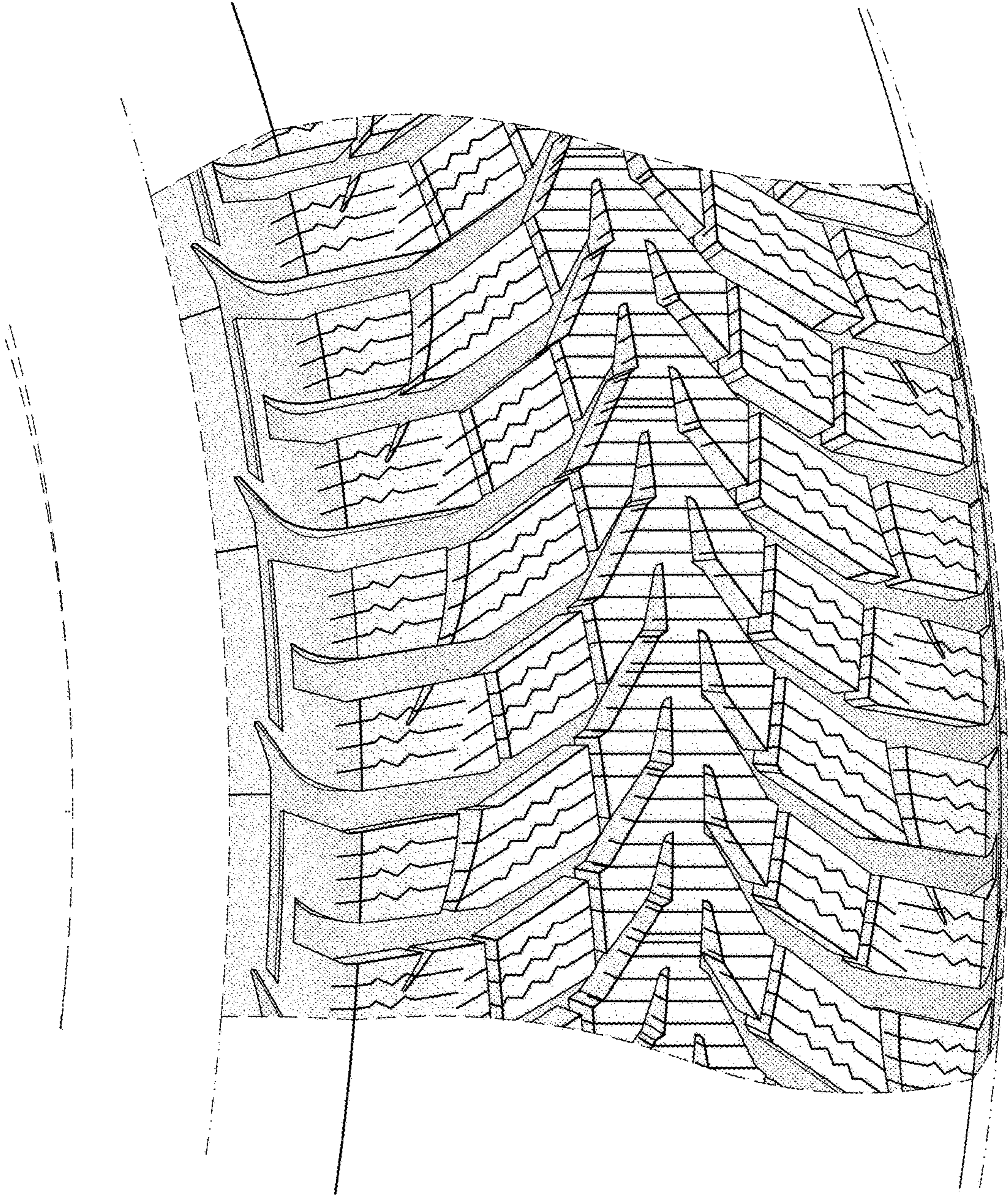


FIG. 5