

US00D777646S

(12) **United States Design Patent**
Lejeune et al.

(10) **Patent No.:** **US D777,646 S**
(45) **Date of Patent:** **** Jan. 31, 2017**

(54) **TIRE TREAD**

(71) Applicants: **COMPAGNIE GENERALE DES ETABLISSEMENTS MICHELIN**, Clermont-Ferrand (FR); **Michelin Recherche et Technique S.A.**, Granges-Paccot (CH)

(72) Inventors: **Jonathan Lejeune**, Clermont-Ferrand (FR); **Nicolas Alapetite**, Clermont-Ferrand (FR); **Mickael Precigout**, Clermont-Ferrand (FR)

(73) Assignees: **COMPAGNIE GENERALE DES ETABLISSEMENT MICHELIN** (FR); **MICHELIN RECHERCHE ET TECHNIQUE S.A.** (CH)

(**) Term: **15 Years**

(21) Appl. No.: **29/538,148**

(22) Filed: **Sep. 1, 2015**

(30) **Foreign Application Priority Data**

Mar. 3, 2015 (FR) 2015-1062

(51) **LOC (10) Cl.** **12-15**

(52) **U.S. Cl.**
USPC **D12/535**

(58) **Field of Classification Search**
USPC D12/506, 530, 533-567, 570
CPC B60C 1/0016; B60C 11/0306; B60C 11/0302; B60C 11/11; B60C 11/03
See application file for complete search history.

(56) **References Cited**

U.S. PATENT DOCUMENTS

D294,931 S * 3/1988 Ikeda D12/535
D454,831 S * 3/2002 Yuze D12/535

D455,708 S * 4/2002 Yuze D12/535
D525,189 S * 7/2006 Itoi D12/535
D565,500 S * 4/2008 Whitney D12/535
D579,856 S * 11/2008 Watkins D12/535
D599,729 S * 9/2009 Kumamoto D12/535
D601,943 S * 10/2009 Shibamoto D12/535
D620,878 S * 8/2010 Larregain D12/535
D638,349 S * 5/2011 Misani D12/535
D640,964 S * 7/2011 Takenaka D12/535
D644,166 S * 8/2011 Yoshiya D12/535
8,997,807 B2 * 4/2015 Misani B60C 11/0302
152/209.11

* cited by examiner

Primary Examiner — Robert M Spear

Assistant Examiner — John Voytek

(74) *Attorney, Agent, or Firm* — Dickinson Wright PLLC

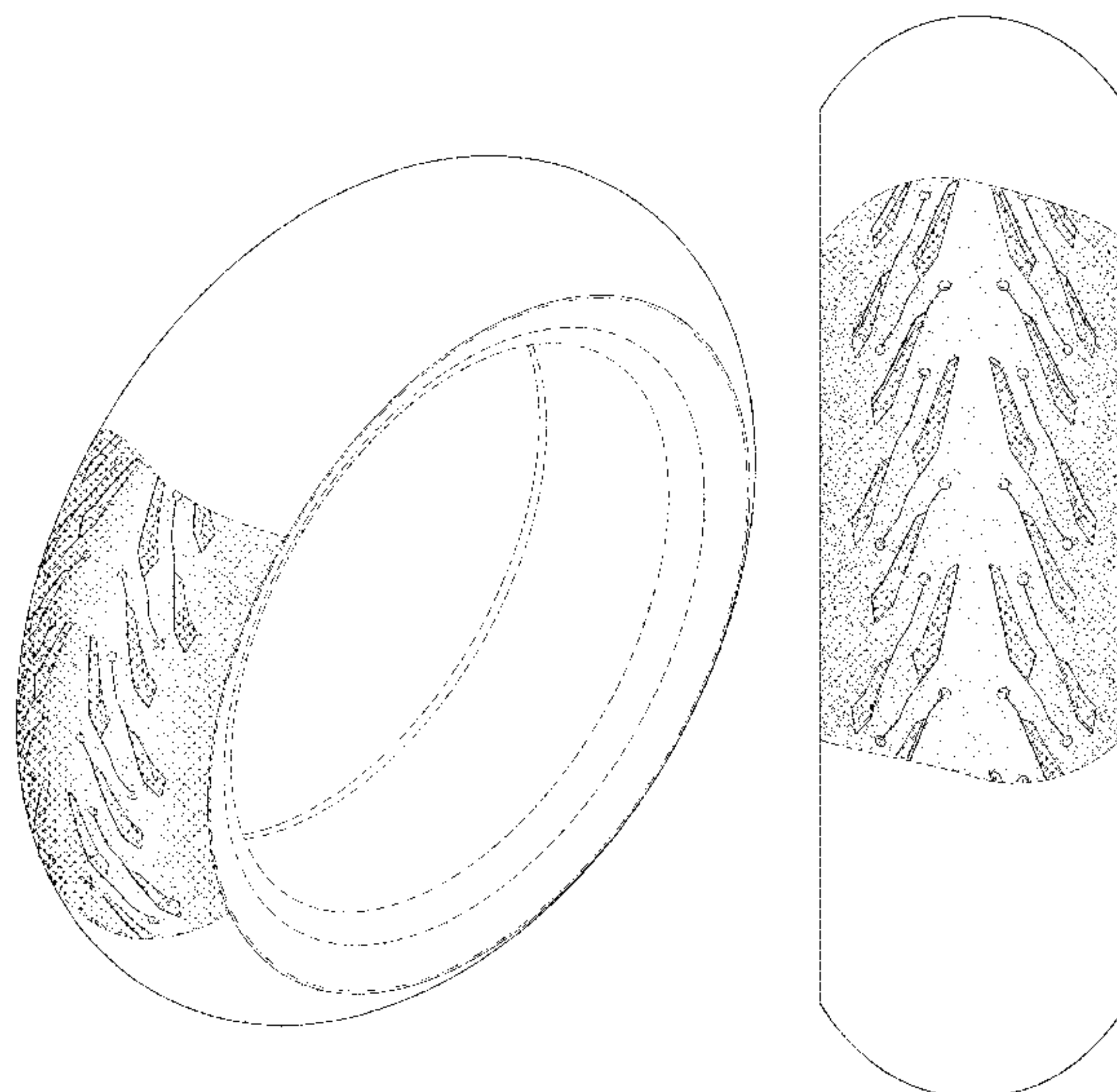
(57) **CLAIM**

The ornamental design for a tire tread, as shown and described.

DESCRIPTION

FIG. 1 is a perspective view of the tire tread of our design; FIG. 2 is a front elevation view of the tire tread of our design; FIG. 3 is a side elevation view of the tire tread of our design; and, FIG. 4 is a side elevation view of the tire tread of our design, taken from the opposite side of that shown in FIG. 3. In the drawings, the broken lines depict environmental subject matter that forms no part of the claimed design. The dash-dot lines represent the peripheral boundary of the claimed design. The tread pattern is understood to repeat uniformly throughout the circumference of the tire, as shown schematically in solid lines.

1 Claim, 4 Drawing Sheets



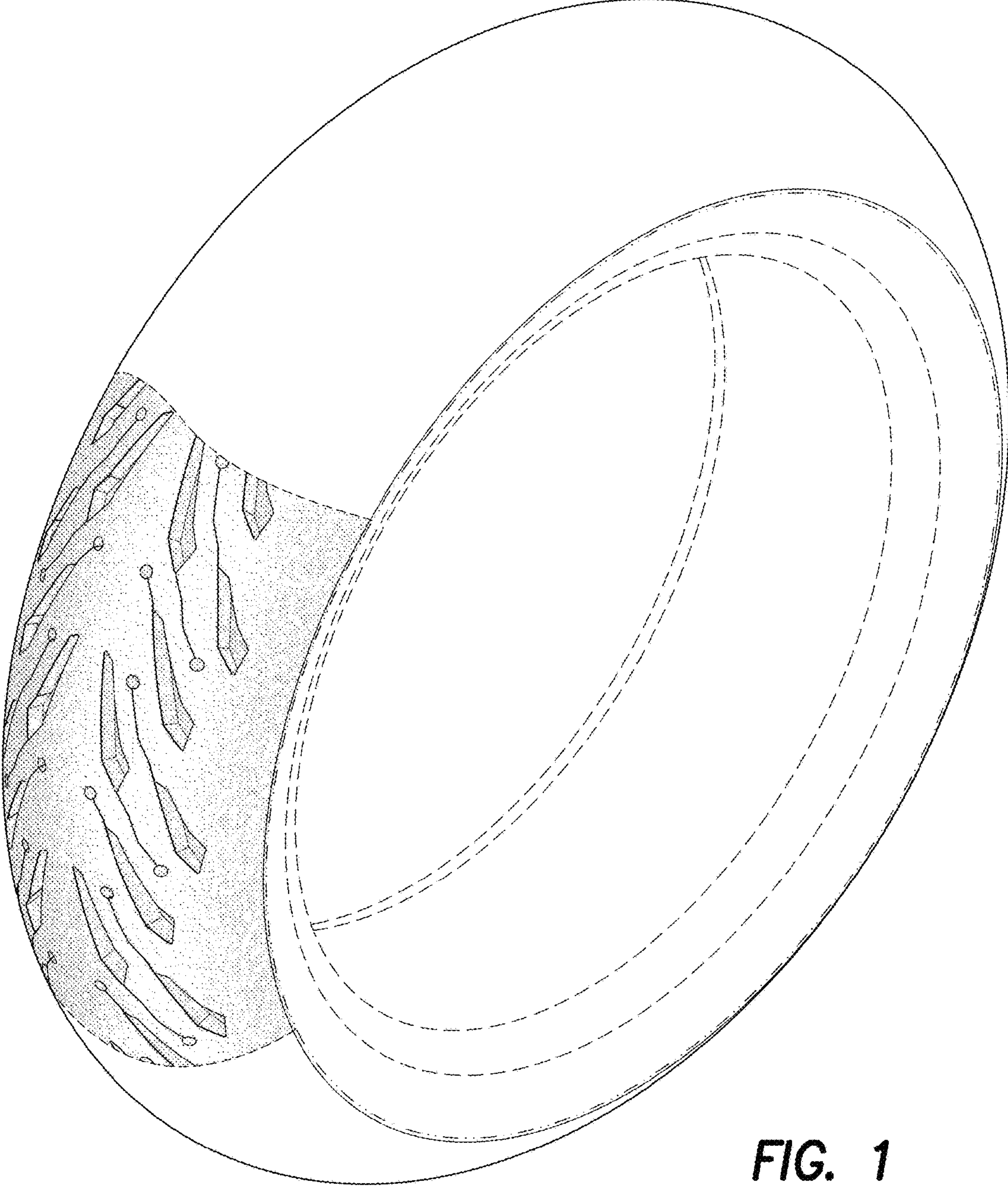


FIG. 1

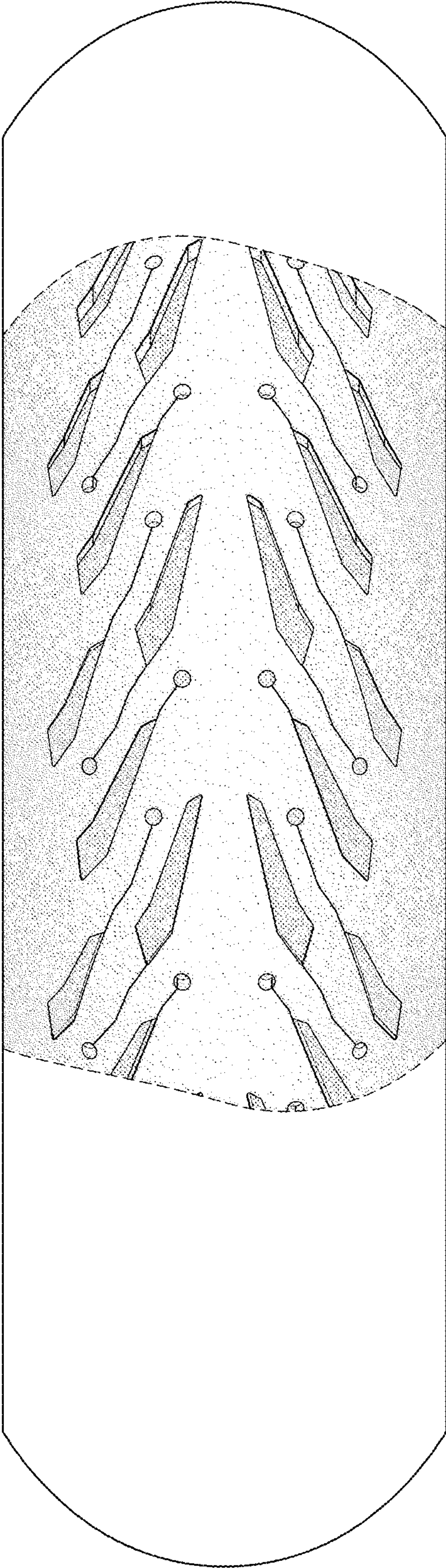


FIG. 2

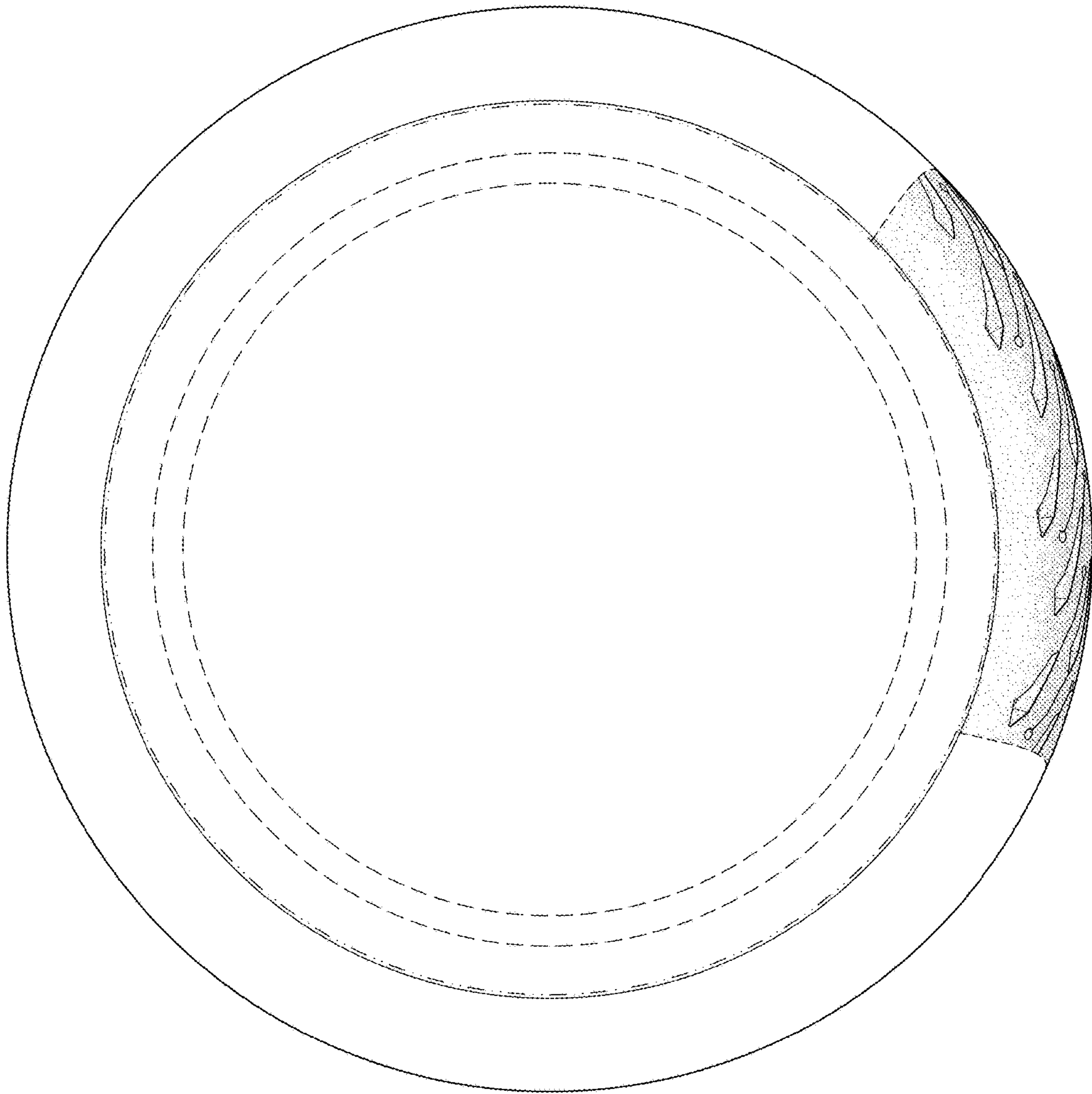


FIG. 3

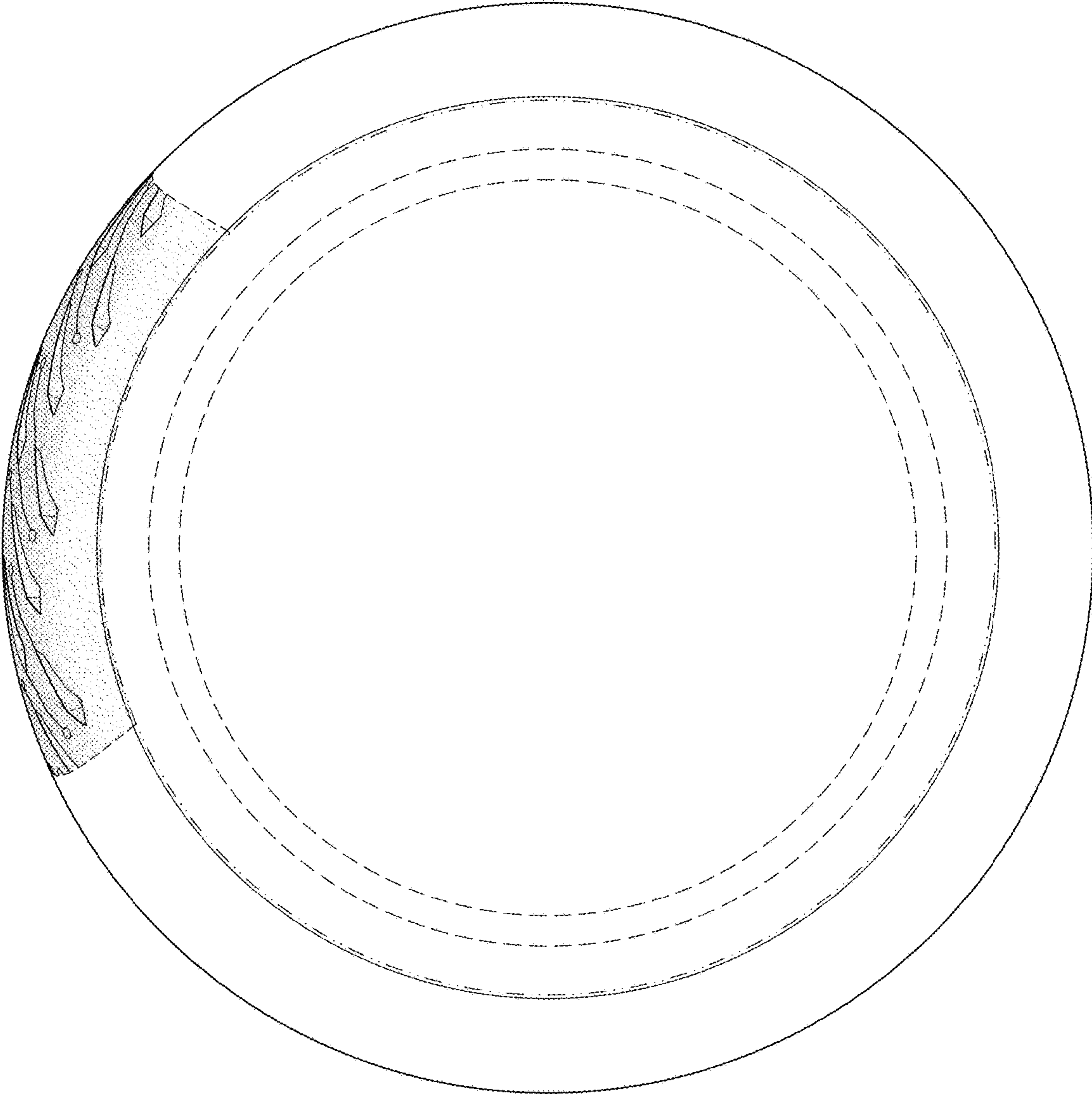


FIG. 4