



US00D777637S

(12) **United States Design Patent**  
**Gross**

(10) **Patent No.:** **US D777,637 S**

(45) **Date of Patent:** **\*\* Jan. 31, 2017**

(54) **FLOOR MAT**

(71) Applicant: **Kraco Enterprises, LLC.**, Compton,  
CA (US)

(72) Inventor: **Kenneth A. Gross**, Northridge, CA  
(US)

(73) Assignee: **Kraco Enterprises, LLC.**, Compton,  
CA (US)

(\*\*) Term: **15 Years**

(21) Appl. No.: **29/544,171**

(22) Filed: **Oct. 30, 2015**

(51) **LOC (10) Cl.** ..... **12-16**

(52) **U.S. Cl.**  
USPC ..... **D12/203**

(58) **Field of Classification Search**  
USPC ..... D12/203; D6/582-586, 592-594  
CPC ..... B60R 13/01; B60N 3/044; B60N 3/04  
See application file for complete search history.

(56) **References Cited**

U.S. PATENT DOCUMENTS

D393,238 S *	4/1998	Kraines	.....	D12/203
D508,450 S *	8/2005	Hussaini	.....	D12/203
D508,670 S *	8/2005	Hussaini	.....	D12/203
D535,929 S *	1/2007	Kraines	.....	D12/203
D537,025 S *	2/2007	Kraines	.....	D12/203
D550,137 S *	9/2007	Kraines	.....	D12/203
D555,562 S *	11/2007	Iacovelli	.....	D12/203
D555,563 S *	11/2007	Iacovelli	.....	D12/203
D569,318 S *	5/2008	Kraines	.....	D12/203
D608,709 S *	1/2010	Masanek, Jr.	.....	D12/203
D613,226 S *	4/2010	Lu	.....	D12/203

D647,446 S *	10/2011	Jeackjuntra	.....	D12/203
D650,730 S *	12/2011	Jeackjuntra	.....	D12/203
D692,361 S *	10/2013	Lu	.....	D12/203
D697,856 S *	1/2014	Kingsbury	.....	D12/203
D697,857 S *	1/2014	Kingsbury	.....	D12/203
D698,718 S *	2/2014	Kingsbury	.....	D12/203
D766,798 S *	9/2016	Lu	.....	D12/203

\* cited by examiner

*Primary Examiner* — George D Kirschbaum

*Assistant Examiner* — Clese Moore, Jr.

(74) *Attorney, Agent, or Firm* — Wood Herron & Evans  
LLP

(57) **CLAIM**

The ornamental design for the floor mat, as shown and described.

**DESCRIPTION**

FIG. 1 is a front right isometric view of my new floor mat design;

FIG. 2 is a top plan view thereof;

FIG. 3 is a bottom plan view thereof;

FIG. 4 is a front side view thereof;

FIG. 5 is a right side view thereof;

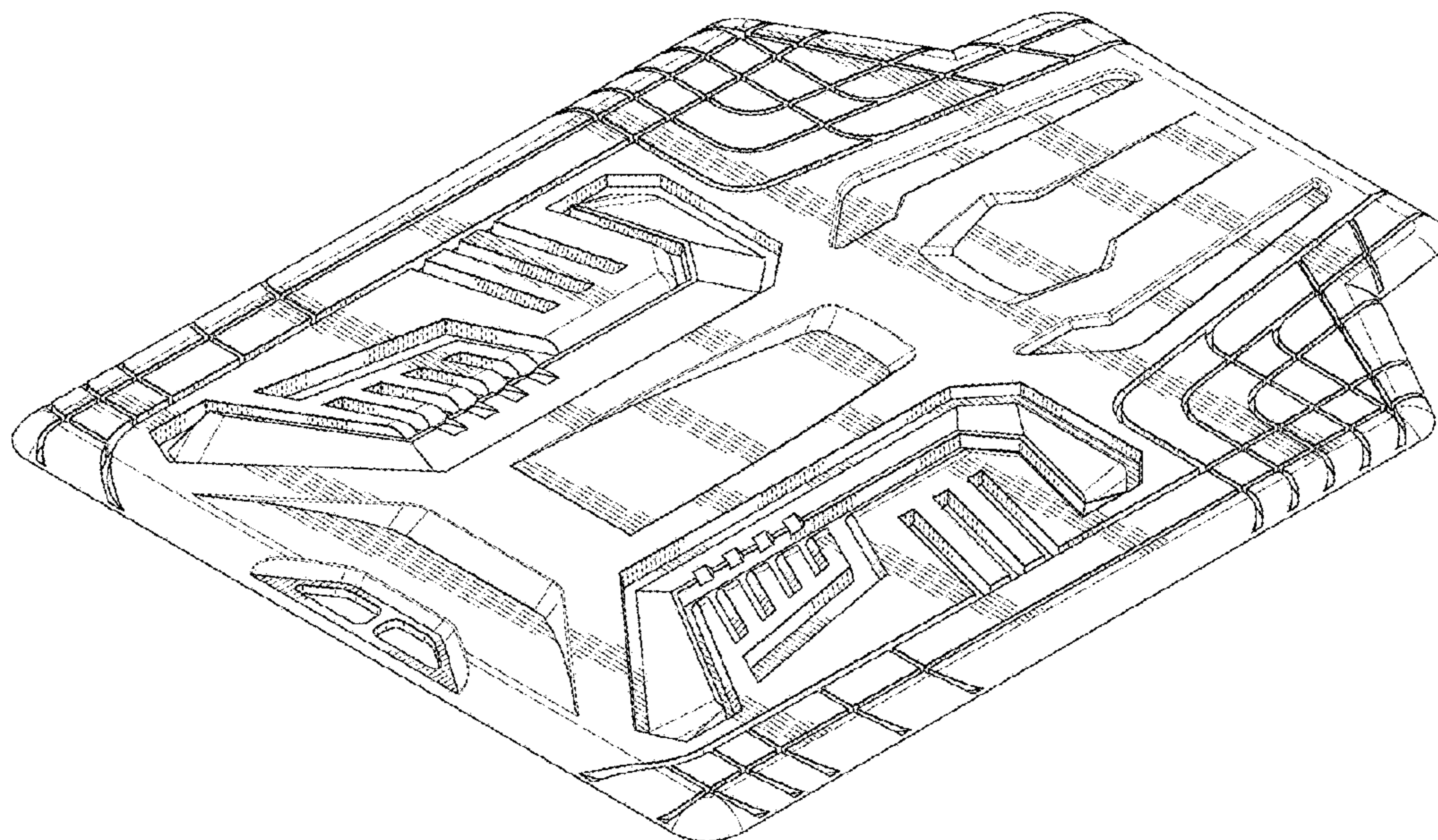
FIG. 6 is a rear side view thereof;

FIG. 7 is a left side view thereof; and,

FIG. 8 is a cross sectional view taken along line 8-8 of FIG. 2.

The broken dash line hatching shown in the cross sectional view of FIG. 8 represents non-claimed subject matter and does not form any part of the claimed invention. The broken dash lines shown in the drawing views represent non-claimed subject matter and form no part of the claimed invention.

**1 Claim, 4 Drawing Sheets**





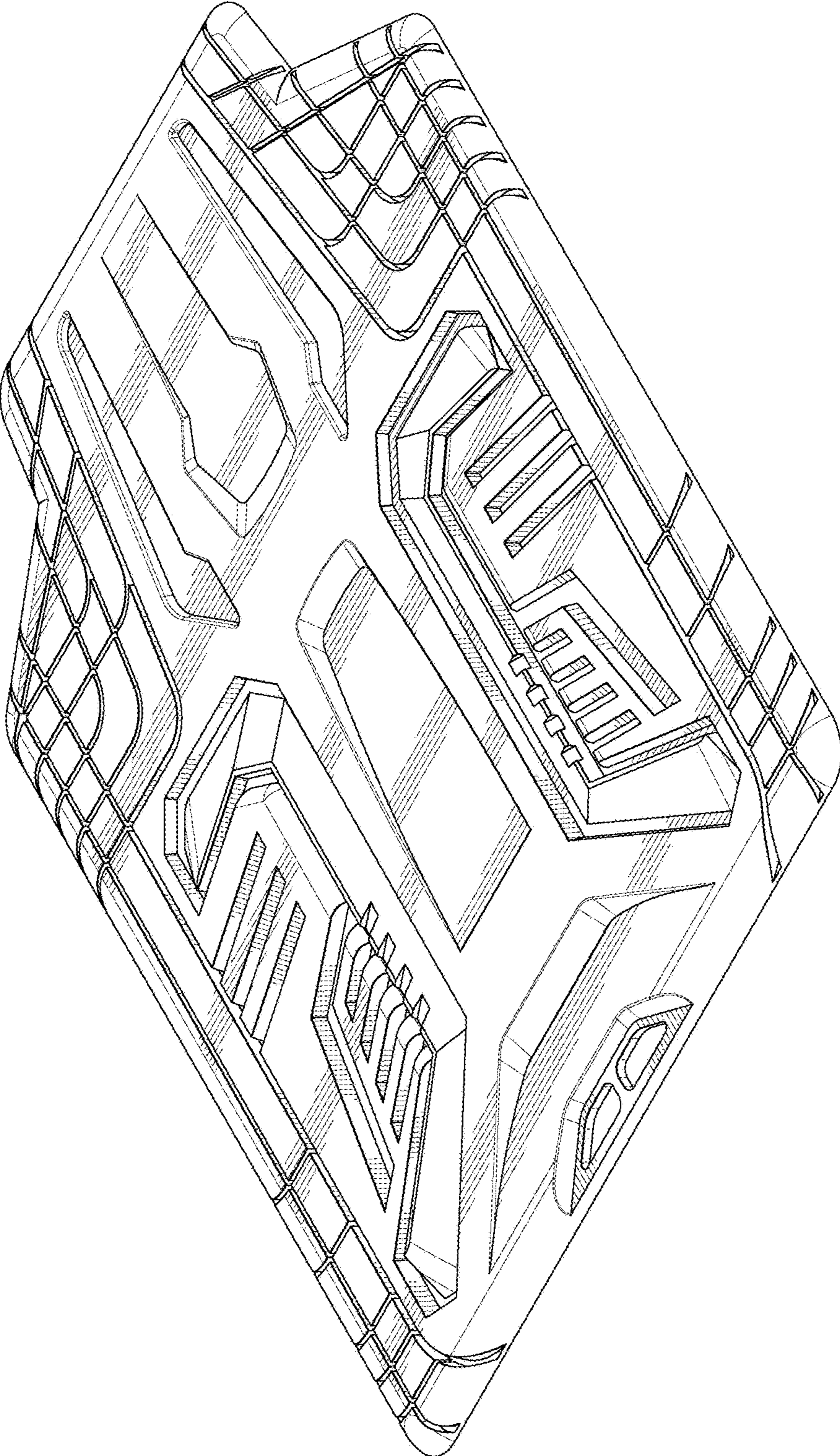


FIG. 1




FIG. 2



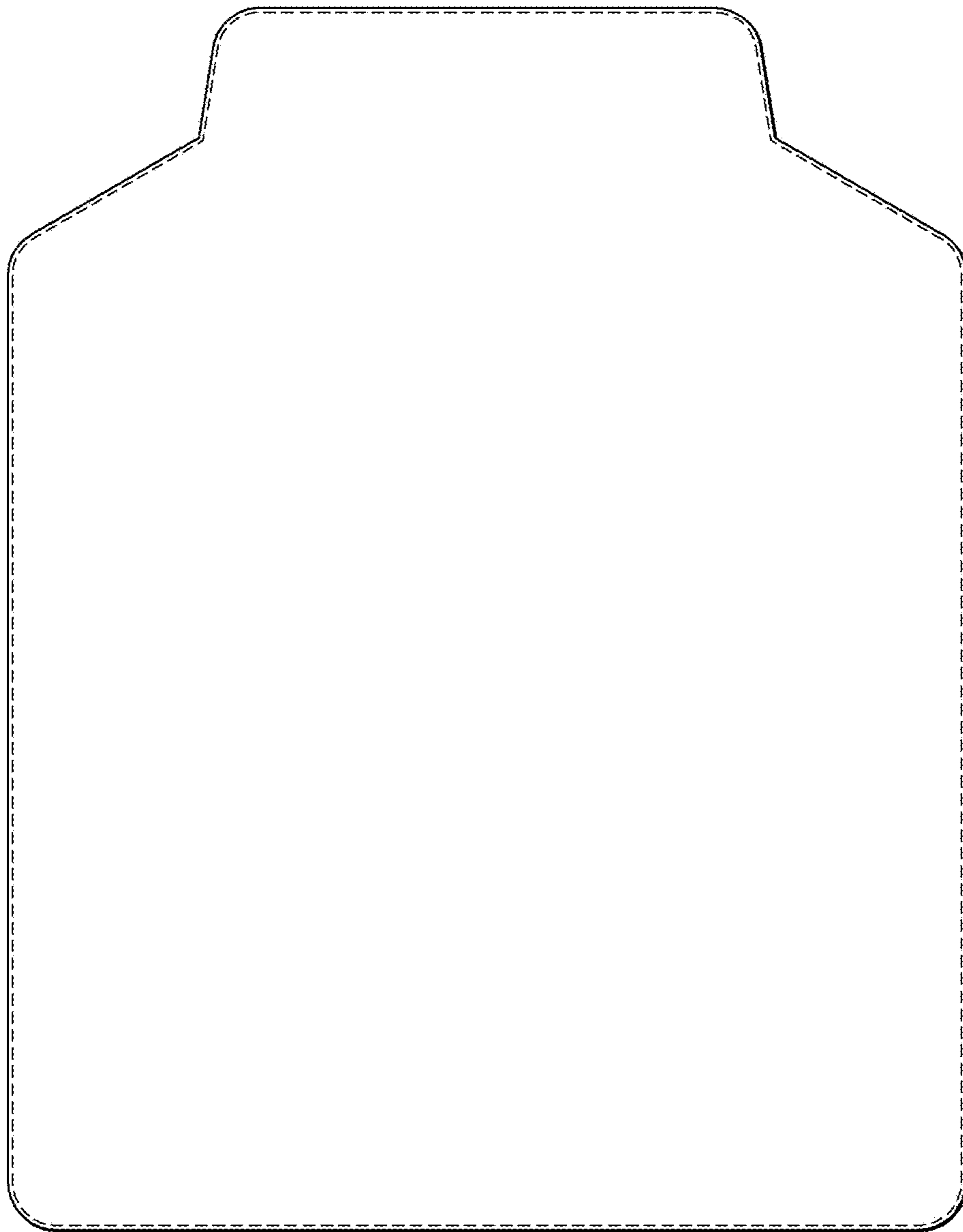


FIG. 3



FIG. 4




FIG. 5




FIG. 6



FIG. 7

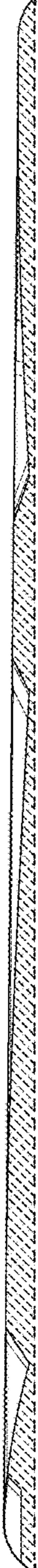


FIG. 8