



US00D777627S

(12) **United States Design Patent**
Patel et al.

(10) **Patent No.:** **US D777,627 S**
(45) **Date of Patent:** **** Jan. 31, 2017**

- (54) **SPOILER**
- (71) Applicant: **Jaguar Land Rover Limited**, Whitley, Coventry (GB)
- (72) Inventors: **Paven Patel**, Coventry (GB); **Alex Chan**, Coventry (GB)
- (73) Assignee: **Jaguar Land Rover Limited**, Whitley, Coventry (GB)
- (**) Term: **15 Years**
- (21) Appl. No.: **29/532,570**
- (22) Filed: **Jul. 8, 2015**

(30) **Foreign Application Priority Data**

Jan. 9, 2015 (EM) 002611020
 Jul. 1, 2015 (EM) 002729863

(51) **LOC (10) Cl.** **12-08**

(52) **U.S. Cl.**
USPC **D12/181**

(58) **Field of Classification Search**
 USPC D12/88, 90, 91, 181, 169, 191, 196;
 D21/522; 296/96, 180.1, 180.2; 293/113,
 293/115, 117, 120; 280/770
 CPC B62D 35/007; B62D 35/005; B62D 35/02;
 B60R 19/48
 See application file for complete search history.

(56) **References Cited**

U.S. PATENT DOCUMENTS

D683,677 S * 6/2013 Varga D12/181
 D705,710 S * 5/2014 Butterworth D12/181
 D710,264 S * 8/2014 Watkins D12/169
 D715,710 S * 10/2014 Beaven D12/181
 D716,204 S * 10/2014 Butterworth D12/181
 D717,221 S * 11/2014 Borkert D12/181
 D722,929 S * 2/2015 Hatter D12/181

D725,559 S * 3/2015 Robinson D12/181
 8,991,899 B2 * 3/2015 Wild B62D 35/007
 296/180.5
 D726,608 S * 4/2015 Curic D12/181
 D726,609 S * 4/2015 Curic D12/181
 D727,227 S * 4/2015 Scheinhutte D12/181
 D731,935 S * 6/2015 Robinson D12/181
 D752,481 S * 3/2016 Frascella D12/91
 D759,556 S * 6/2016 Wheel D12/181

(Continued)

Primary Examiner — Rosemary K Tarcza

Assistant Examiner — Yolanda Robinson

(74) *Attorney, Agent, or Firm* — Wood Herron & Evans LLP

(57) **CLAIM**

The ornamental design for a spoiler, as shown and described.

DESCRIPTION

FIG. 1 is a front right quarter view of a spoiler for a vehicle according to the present invention.

FIG. 2 is a left rear quarter view of the spoiler shown in FIG. 1.

FIG. 3 is a front view thereof.

FIG. 4 is a rear view thereof.



FIG. 5 is a right side view thereof.

FIG. 6 is a left side view thereof.

FIG. 7 is a top view thereof; and,

FIG. 8 is a right rear quarter view of the spoiler shown in FIG. 1, with the spoiler mounted on a vehicle shown in de-emphasized and half-tone portions so as to illustrate environmental structures for the vehicle rear. These portions form no part of the claimed invention. More particularly, in FIG. 8, the spoiler of the present invention is shown within the broken lines, and any elements shown outside of the broken lines form no part of the claimed invention, but are instead included to show environmental aspects of the claimed invention.

1 Claim, 4 Drawing Sheets



(56)

References Cited

U.S. PATENT DOCUMENTS

D762,142 S * 7/2016 Battams D12/91
D763,149 S * 8/2016 Wheel D12/181
D763,751 S * 8/2016 Varga D12/181
2014/0346810 A1* 11/2014 Wild B62D 35/007
296/180.5
2016/0046334 A1* 2/2016 Jeong F16H 37/14
296/180.5

* cited by examiner




FIG. 1




FIG. 2




FIG. 3




FIG. 4




FIG. 5




FIG. 6




FIG. 7




FIG. 8