



US00D777600S

(12) **United States Design Patent** (10) **Patent No.:** **US D777,600 S**
Lee et al. (45) **Date of Patent:** **** Jan. 31, 2017**

(54) **INTEGRATED BAIL AND PIN**
(71) Applicant: **WISECRACK LLC**, Manhattan Beach, CA (US)
(72) Inventors: **Jessica Lee**, Palo Alto, CA (US); **Jonas Lee**, Manhattan Beach, CA (US); **Jamie Levin**, Toronto (CA); **Joshua Mendelsohn**, Brooklyn, NY (US); **David Mozersky**, Palo Alto, CA (US); **Sabrina Orrison**, Huntington Beach, CA (US); **Manning Yuan**, Los Altos, CA (US); **Leah Pierce**, Brooklyn, NY (US)

D442,511 S * 5/2001 Wavers D11/86
D572,119 S * 7/2008 Wells D8/354
D612,285 S * 3/2010 Nichol D11/81
D616,784 S * 6/2010 Castaline D11/67
D617,232 S * 6/2010 Castaline D11/67
D622,628 S * 8/2010 Castaline D11/56
D623,083 S * 9/2010 Castaline D11/86
D626,877 S * 11/2010 Castaline D11/67
D626,880 S * 11/2010 Castaline D11/50
D631,387 S * 1/2011 Knox D11/79
D634,666 S * 3/2011 Castaline D11/67

* cited by examiner

Primary Examiner — Zenia Bennett
(74) Attorney, Agent, or Firm — Chan Hubbard PLLC

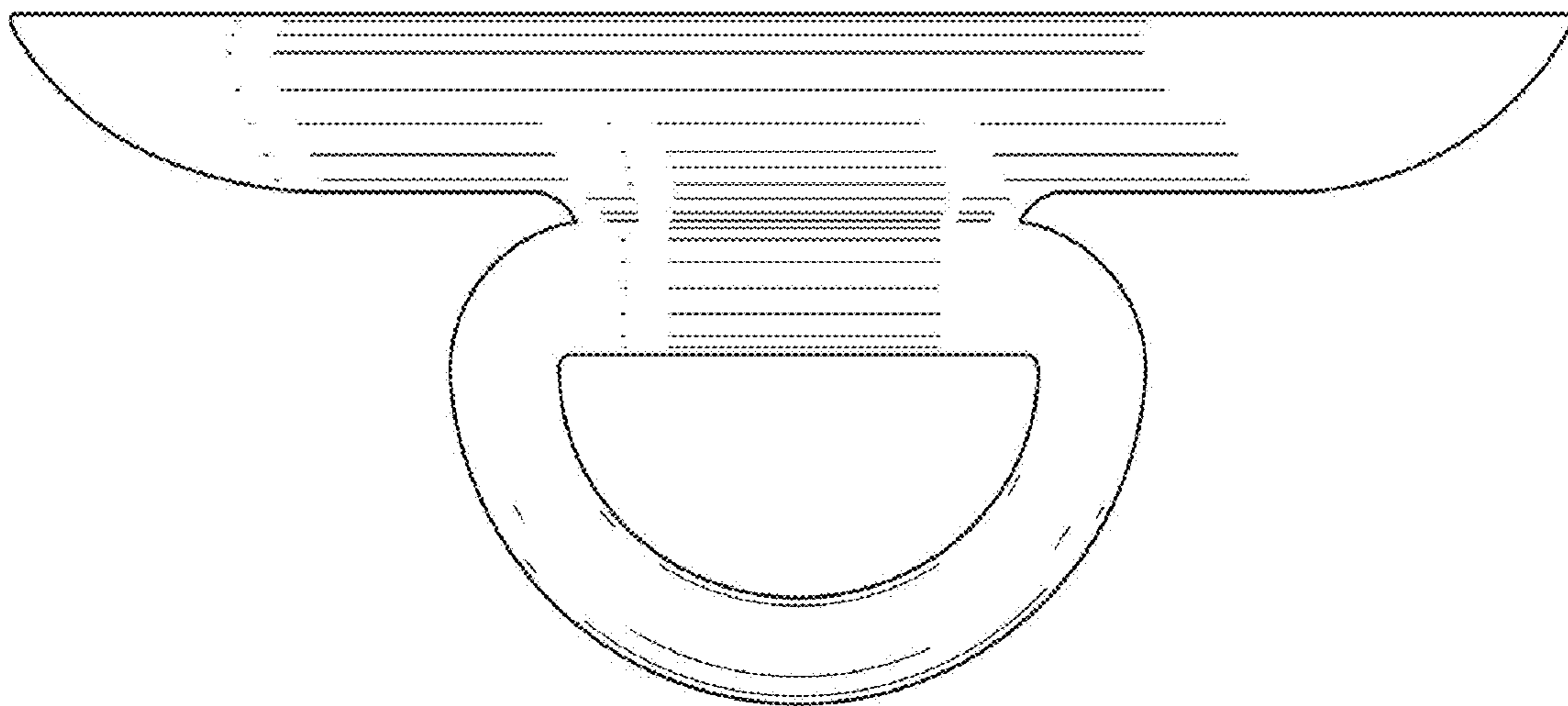
(**) Term: **15 Years**
(21) Appl. No.: **29/528,743**
(22) Filed: **Jun. 1, 2015**
(51) **LOC (10) Cl.** **11-01**
(52) **U.S. Cl.**
USPC **D11/87**
(58) **Field of Classification Search**
USPC D11/1-2, 7, 40-44, 46-49, 53, 56, 57, D11/59-61, 63, 65, 79-83, 86-87, D11/89-90, 91-92, 99, 101, 106, D11/114-116, 200-201; 63/18-20
CPC A44C 5/18-5/2061
See application file for complete search history.

(56) **References Cited**
U.S. PATENT DOCUMENTS
3,964,187 A * 6/1976 Stumpf G09F 3/18 40/1.5
5,609,043 A * 3/1997 Benderly A44C 3/00 40/27.5

(57) **CLAIM**
The ornamental design for an integrated bail and pin.

DESCRIPTION
FIG. 1 is a front perspective view of bail pin showing our new design;
FIG. 2 is a top view thereof;
FIG. 3 is a bottom view thereof;
FIG. 4 is a right side view thereof; the left side being identical;
FIG. 5 is a front view thereof;
FIG. 6 is a rear view thereof; and,
FIG. 7 is a top view of my new design in its environment of use.
The broken lines are for environmental purposes only and form no part of the claimed design.

1 Claim, 4 Drawing Sheets



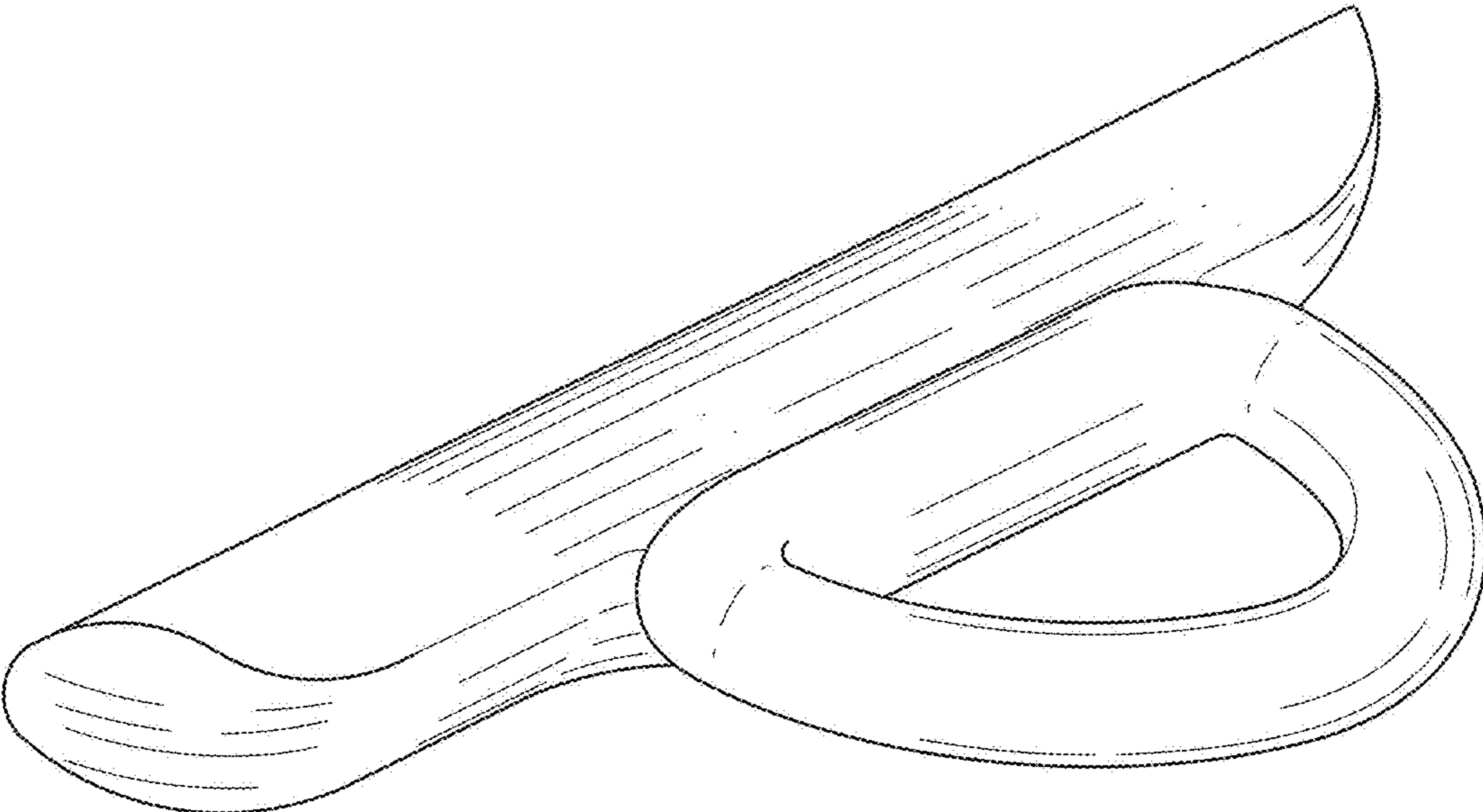


FIG. 1

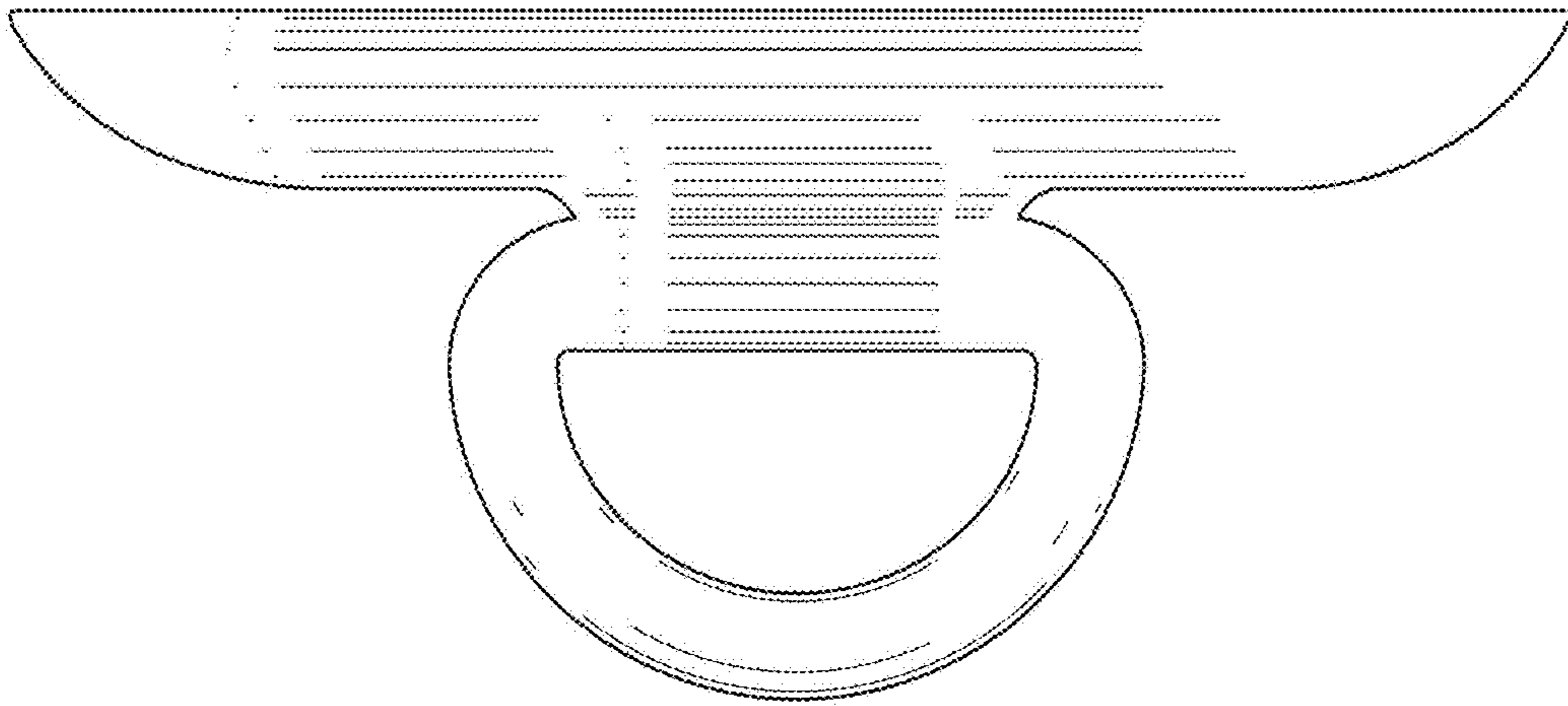


FIG. 2

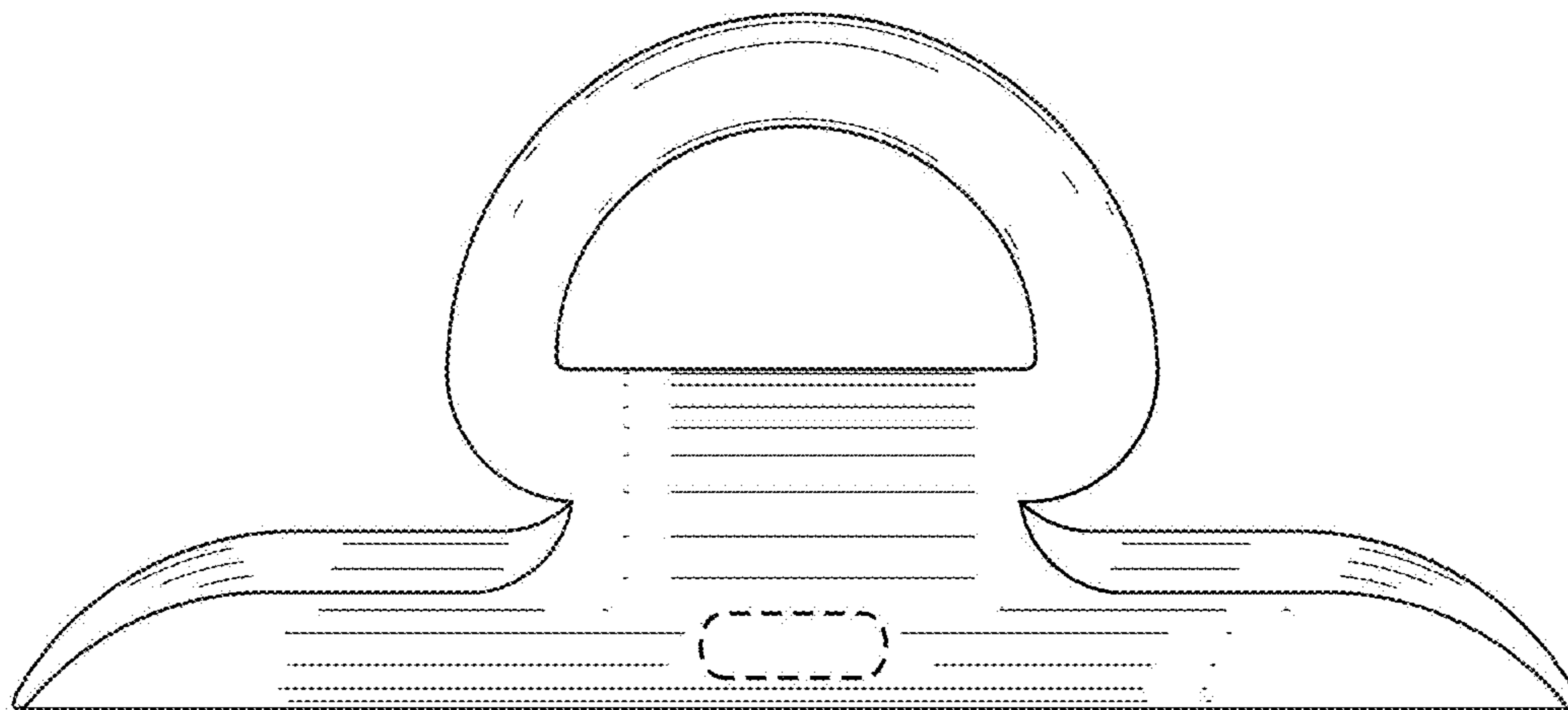


FIG. 3




FIG. 4



FIG. 5




FIG. 6

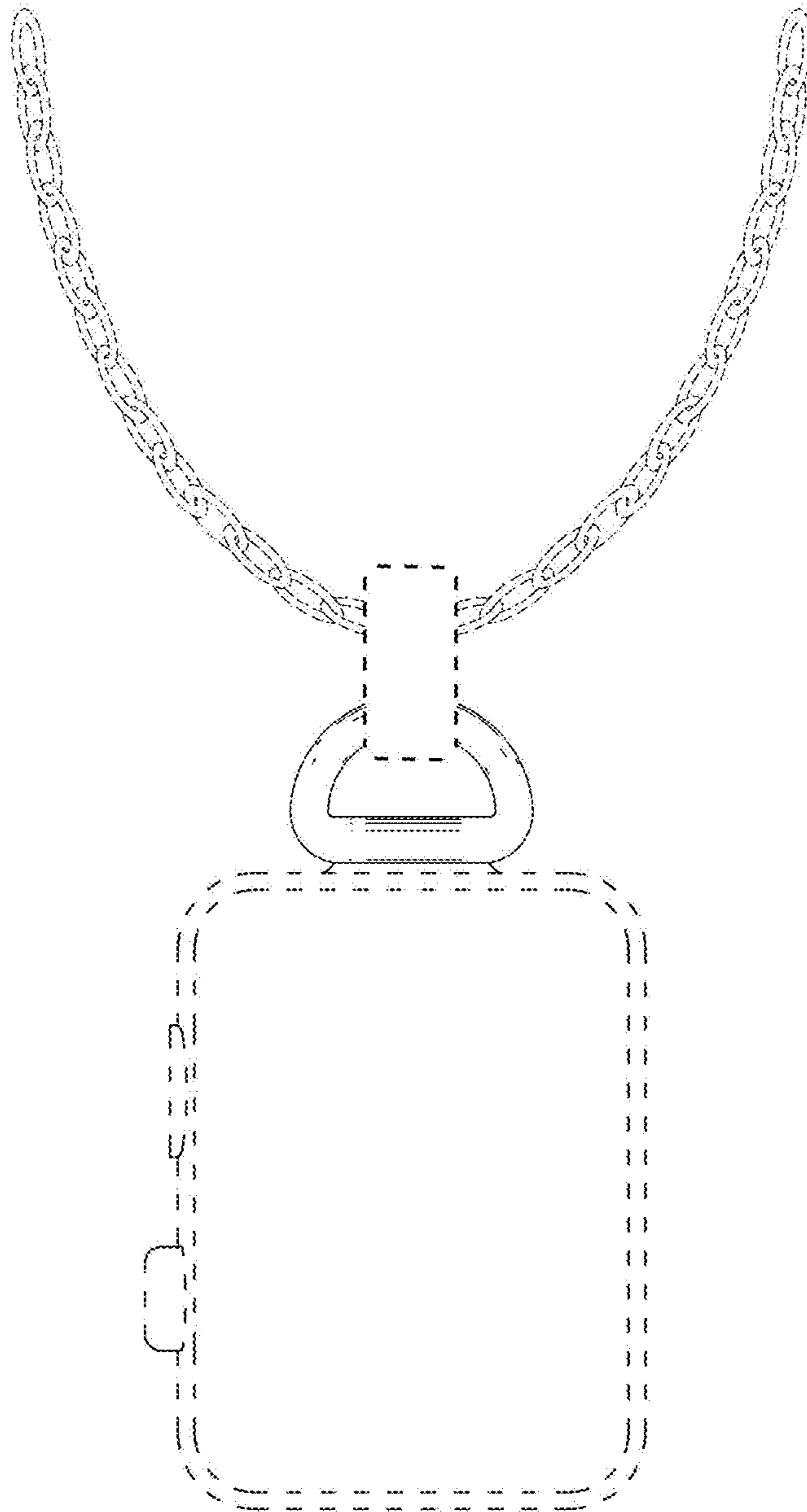


FIG. 7