



US00D777569S

(12) **United States Design Patent** (10) **Patent No.:** **US D777,569 S**
Boekeloo et al. (45) **Date of Patent:** **** Jan. 31, 2017**

(54) **FLEXIBLE PACKAGE WITH INTEGRAL TAB**
(71) Applicant: **Printpack Illinois, Inc.**, Elgin, IL (US)
(72) Inventors: **Jeffrey Allen Boekeloo**, Acworth, GA (US); **Rajesh Suryanarayanan**, Powder Springs, GA (US); **Jason L. Stufflebeam**, Marietta, GA (US); **Katelyn Lauren Vargo**, Chicago, IL (US)

(73) Assignees: **PRINTPACK ILLINOIS, INC.**, Elgin, IL (US); **THE QUAKER OATS COMPANY**, Chicago, IL (US)

(**) Term: **14 Years**

(21) Appl. No.: **29/513,880**

(22) Filed: **Jan. 6, 2015**

(51) **LOC (10) Cl.** **09-03**

(52) **U.S. Cl.**
USPC **D9/416**

(58) **Field of Classification Search**
USPC D9/414-418, 709, 707, 703, 710; D24/118;
D1/102, 128; 426/412
CPC B65B 55/02
See application file for complete search history.

(56) **References Cited**

U.S. PATENT DOCUMENTS

D323,979 S *	2/1992	Forman	D9/709
D347,993 S *	6/1994	Lane, Jr.	D24/118
D354,906 S *	1/1995	Lane, Jr.	D24/118
D365,981 S *	1/1996	Sullivan	D9/707
D394,605 S *	5/1998	Skiba	D9/709
D414,407 S *	9/1999	Simburger	D1/102
D496,263 S *	9/2004	Chen	D9/703
D519,847 S *	5/2006	Lucas	D9/707

D597,854 S *	8/2009	Berman	D9/707
D610,467 S *	2/2010	Kozarsky	D9/707
D619,478 S *	7/2010	Drewnowski	D9/707
D627,236 S *	11/2010	Kozarsky	D9/707
D630,522 S *	1/2011	Harvey	D9/707
D634,644 S *	3/2011	Hofman	D9/707
D640,566 S *	6/2011	Norlin	D9/707
D643,745 S *	8/2011	Hartley	D9/707
D688,567 S *	8/2013	Stronski	D9/709
D695,992 S *	12/2013	Wyne	D1/128
8,690,431 B2	4/2014	Hughes		
D738,224 S *	9/2015	Hogendoorn	D9/710

(Continued)

Primary Examiner — Rhea Shields
(74) *Attorney, Agent, or Firm* — Sutherland Asbill & Brennan LLP

(57) **CLAIM**

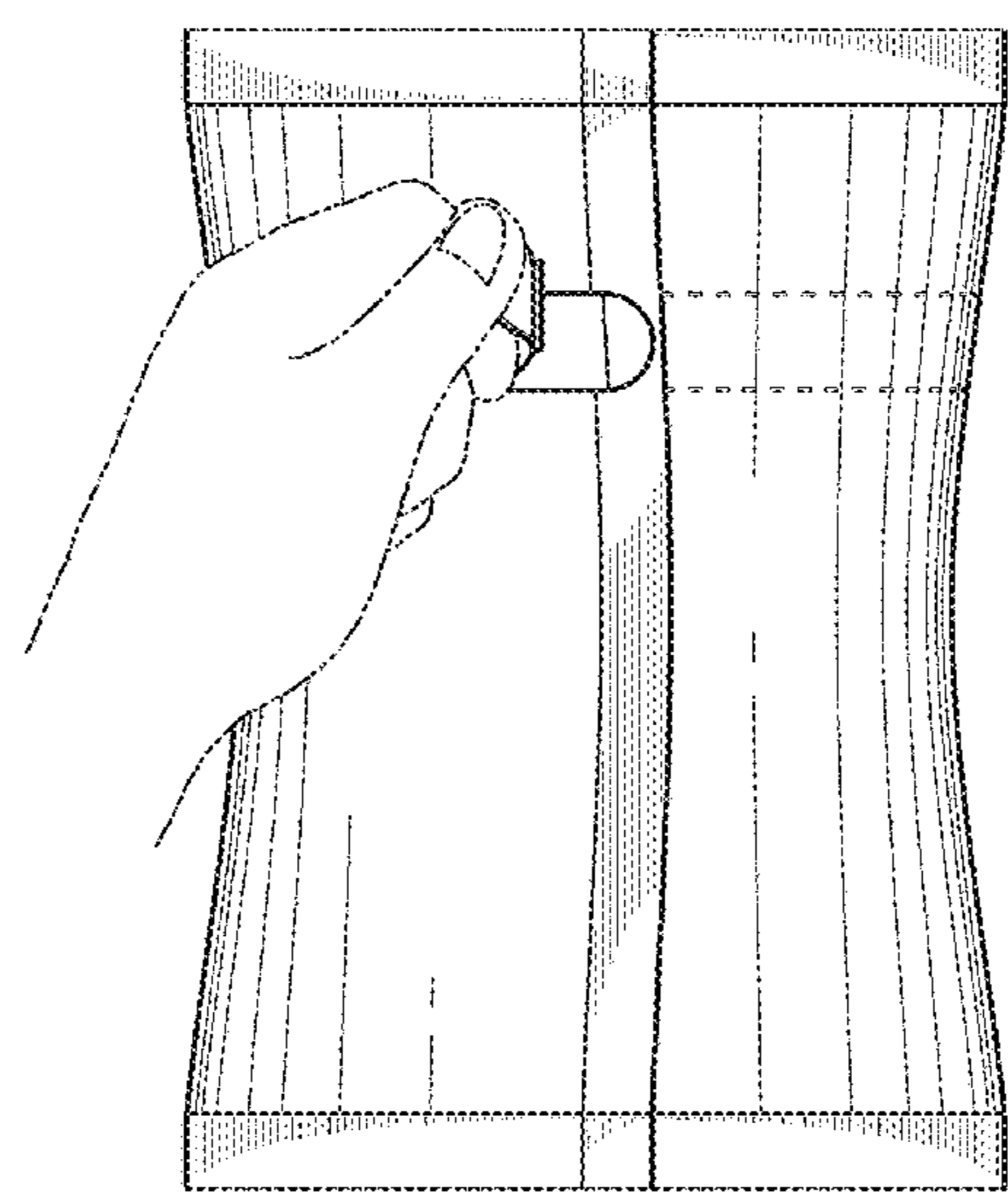
The ornamental design for the flexible package with integral tab, as shown and described.

DESCRIPTION

FIG. 1 is a perspective view of the flexible package with integral tab according to our new design; FIG. 2 is a back elevational view thereof; FIG. 3 is a front elevational view thereof; FIG. 4 is a bottom view, the other end being a mirror image thereof; FIG. 5 is a side elevation view thereof; FIG. 6 is a perspective view of the flexible package with integral tab in a partially open position; and, FIG. 7 is perspective view of a flexible package with integral tab in a partially open position, according to the first embodiment.

In the drawings, the dashed lines represent a tear-able line of weakness in the flexible package with integral tab and form a part of the claimed design. The smaller broken lines are for the purpose of illustrating environment only and form no part of the claimed design.

1 Claim, 4 Drawing Sheets



(56)

References Cited

U.S. PATENT DOCUMENTS

D742,246 S * 11/2015 Tan D9/707
2007/0082096 A1 * 4/2007 Dougherty B65B 55/02
426/412

* cited by examiner

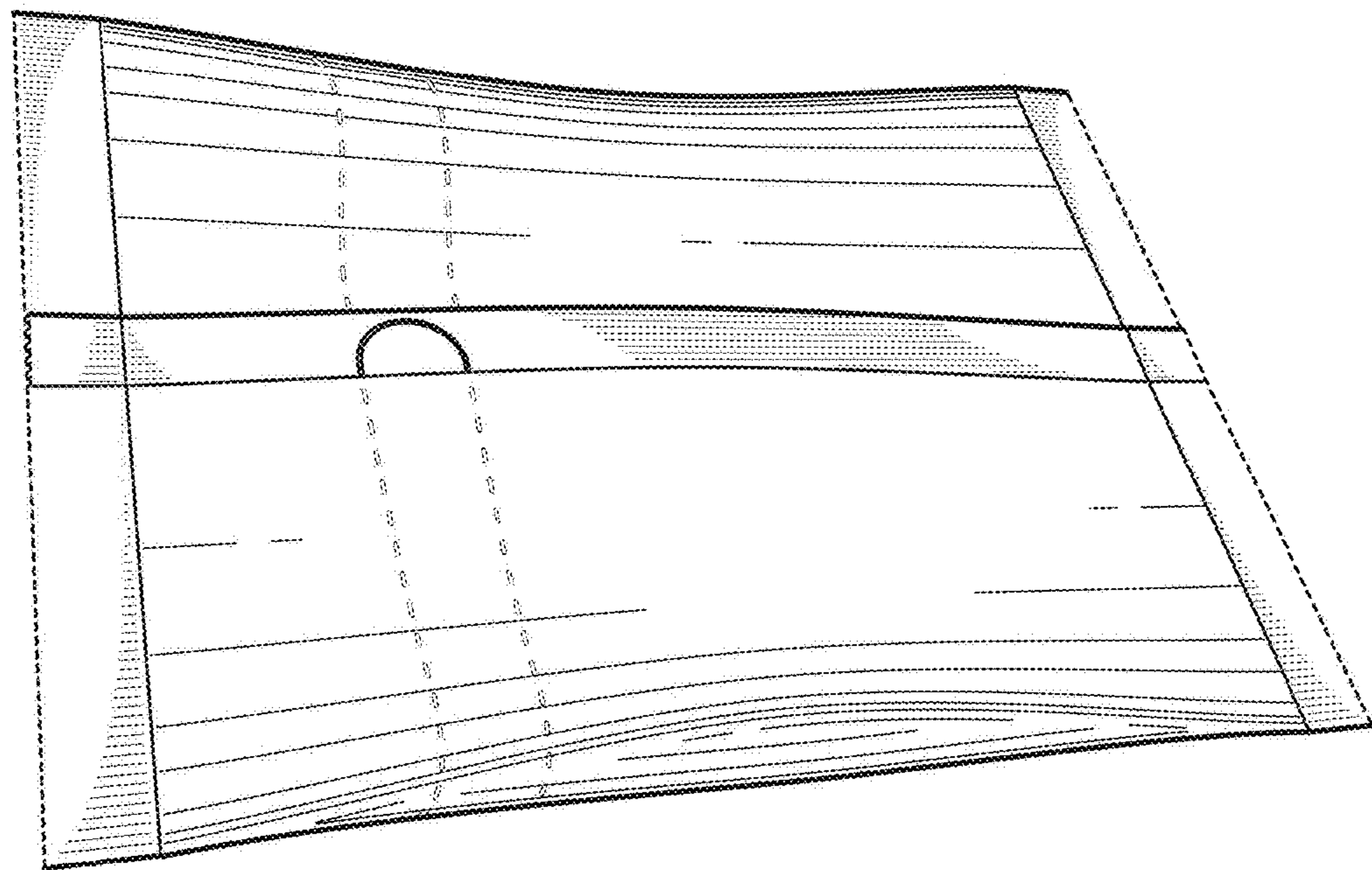


FIG. 1

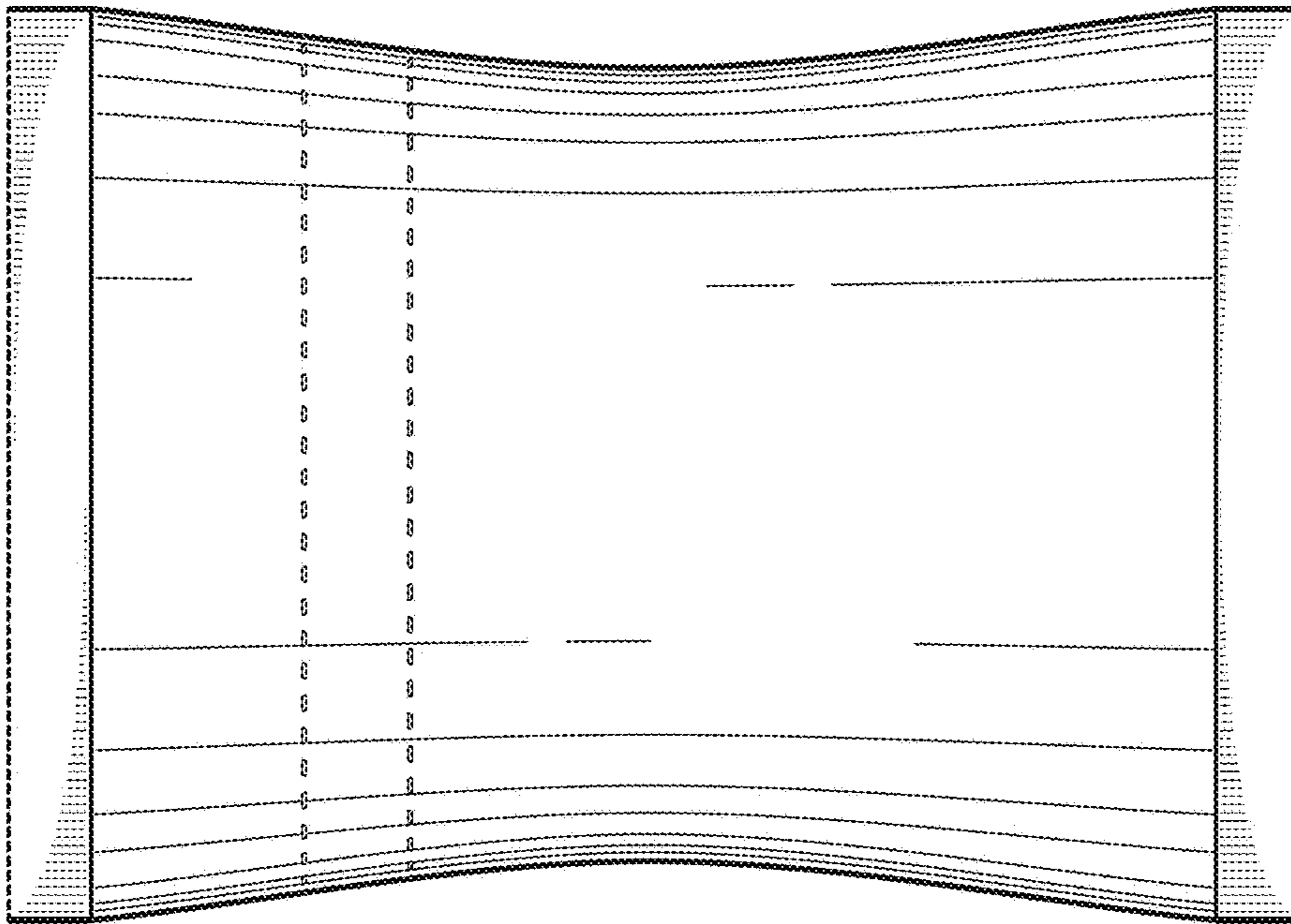


FIG. 3

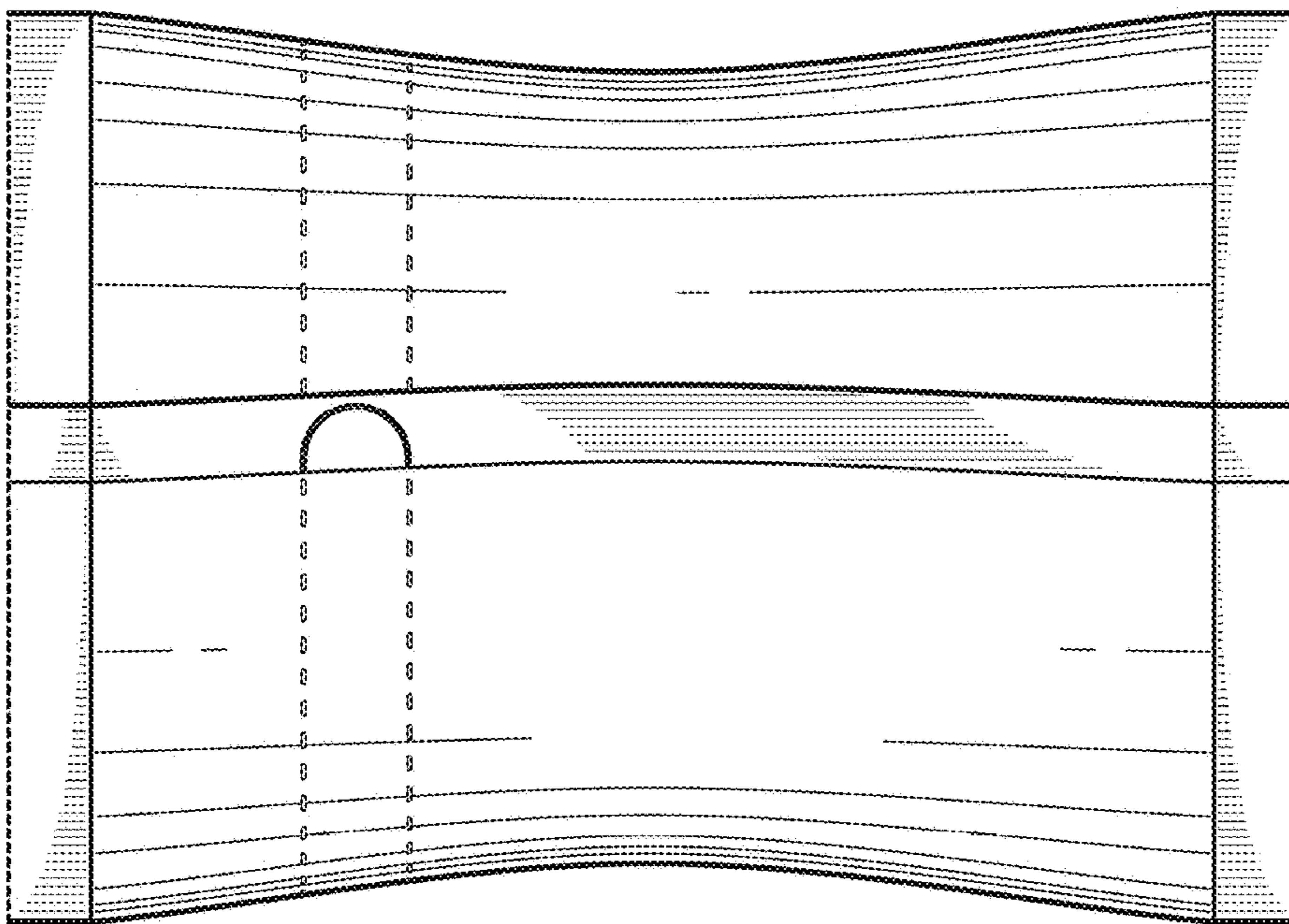


FIG. 2

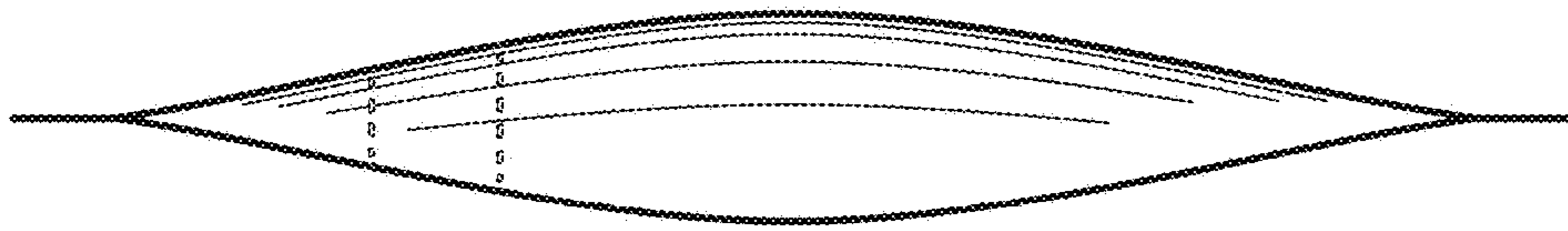


FIG. 4

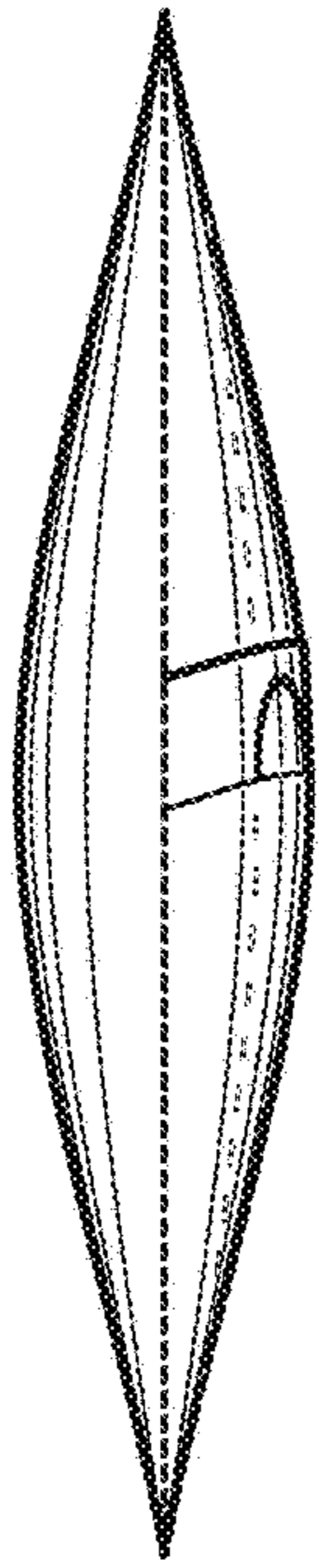


FIG. 5

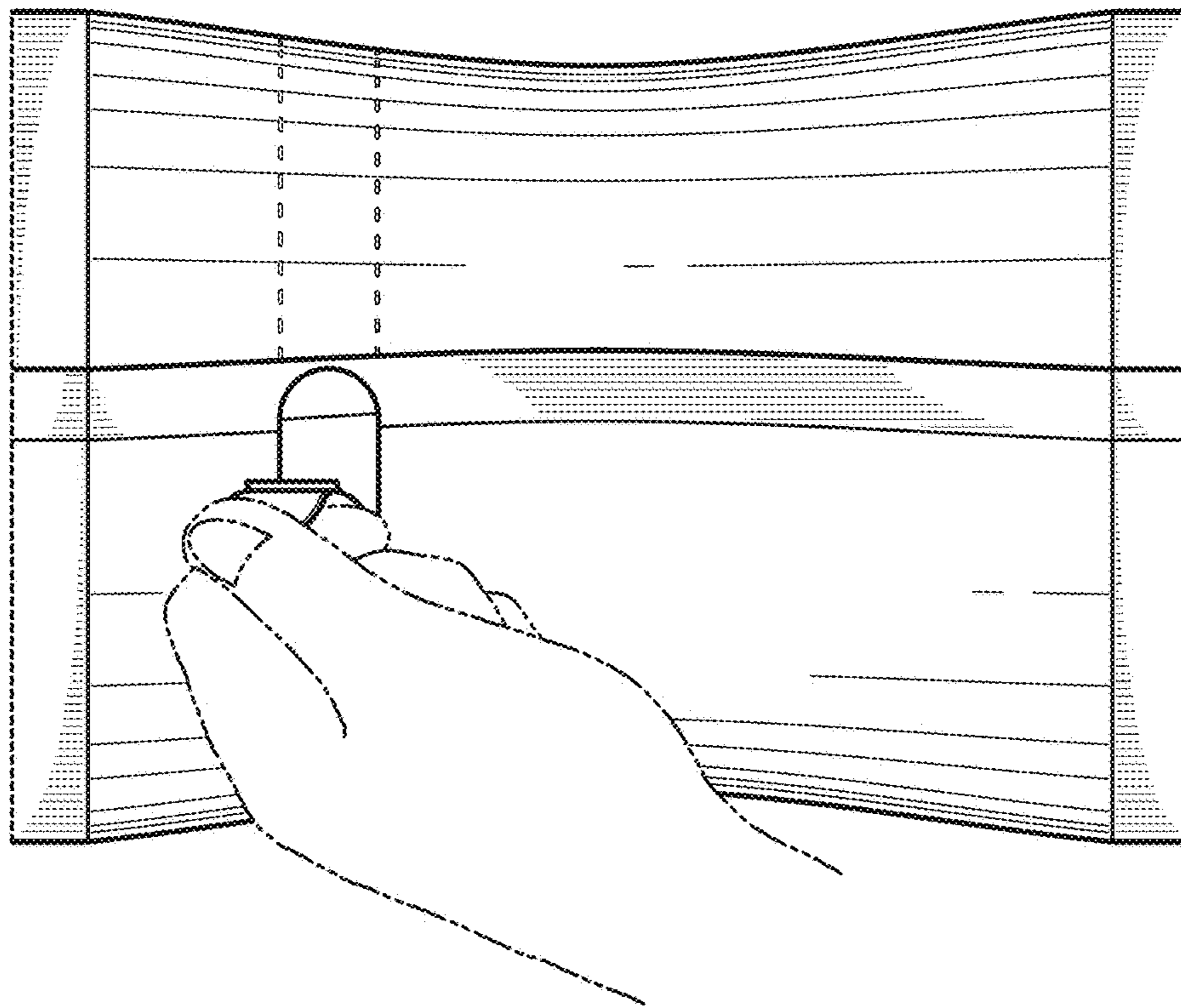


FIG. 6

UNITED STATES PATENT AND TRADEMARK OFFICE
CERTIFICATE OF CORRECTION

PATENT NO. : D777,569 S
APPLICATION NO. : 29/513880
DATED : January 31, 2017
INVENTOR(S) : Jeffrey Allen Boekeloo et al.

Page 1 of 1

It is certified that error appears in the above-identified patent and that said Letters Patent is hereby corrected as shown below:

On the Title Page

In the Description

Referring to FIG. 6, please replace “position; and,” with --position.--

Please delete the sentence reading “FIG. 7 is perspective view of a flexible package with integral tab in a partially open position, according to the first embodiment.”

Signed and Sealed this
Thirtieth Day of May, 2017



Michelle K. Lee
Director of the United States Patent and Trademark Office