



US00D777549S

(12) **United States Design Patent**
Hung

(10) **Patent No.:** **US D777,549 S**

(45) **Date of Patent:** **** Jan. 31, 2017**

(54) **HAMMER**

(71) Applicant: **Yi-Kung Hung**, Changhua Hsien (TW)

(72) Inventor: **Yi-Kung Hung**, Changhua Hsien (TW)

(**) Term: **14 Years**

(21) Appl. No.: **29/517,692**

(22) Filed: **Feb. 16, 2015**

(51) **LOC (10) Cl.** **08-02**

(52) **U.S. Cl.**
USPC **D8/78**

(58) **Field of Classification Search**
USPC D8/75, 76, 77, 78, 79, 80, 81
CPC B25G 1/00; B25G 1/01; B25G 1/02;
B25D 1/00; B25D 1/10; B25D
1/02; B25D 1/04; D25F 1/00; D25F
1/006

See application file for complete search history.

(56) **References Cited**

U.S. PATENT DOCUMENTS

D420,881 S *	2/2000	Davis	D8/75
D470,380 S *	2/2003	Huang	D8/75
D478,266 S *	8/2003	Chen	D8/78
D600,523 S *	9/2009	Adams	D8/75
7,874,231 B2 *	1/2011	Hanlon	B25D 1/06 81/22

D653,925 S *	2/2012	Hung	D8/78
D676,300 S *	2/2013	Vanderbeek	D8/75
D676,301 S *	2/2013	Vanderbeek	D8/75
D743,231 S *	11/2015	Chang	D8/78
D747,943 S *	1/2016	Hung	D8/75
D748,447 S *	2/2016	Hung	D8/75
2015/0068366 A1 *	3/2015	Lombardi	B25G 1/10 81/20

* cited by examiner

Primary Examiner — Phillip S Hyder
(74) *Attorney, Agent, or Firm* — The Weintraub Group,
P.L.C.

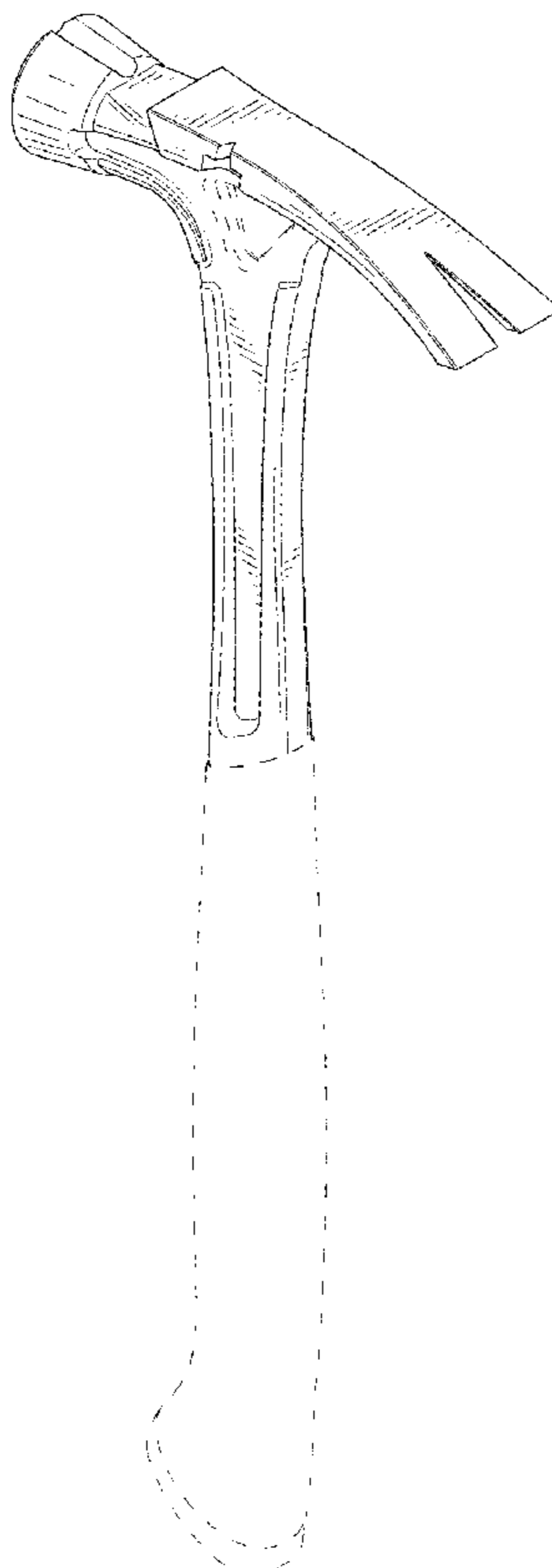
(57) **CLAIM**

The ornamental design for a hammer, as shown and described.

DESCRIPTION

FIG. 1 is a perspective view of a hammer, showing my new design;
FIG. 2 is another perspective view thereof;
FIG. 3 is a front view thereof;
FIG. 4 is rear front view thereof;
FIG. 5 is a left side view thereof;
FIG. 6 is a right side view thereof;
FIG. 7 is a top view thereof; and,
FIG. 8 is a bottom view thereof.
The handle of the hammer is depicted in broken line form as it is not part of the claimed design.

1 Claim, 8 Drawing Sheets



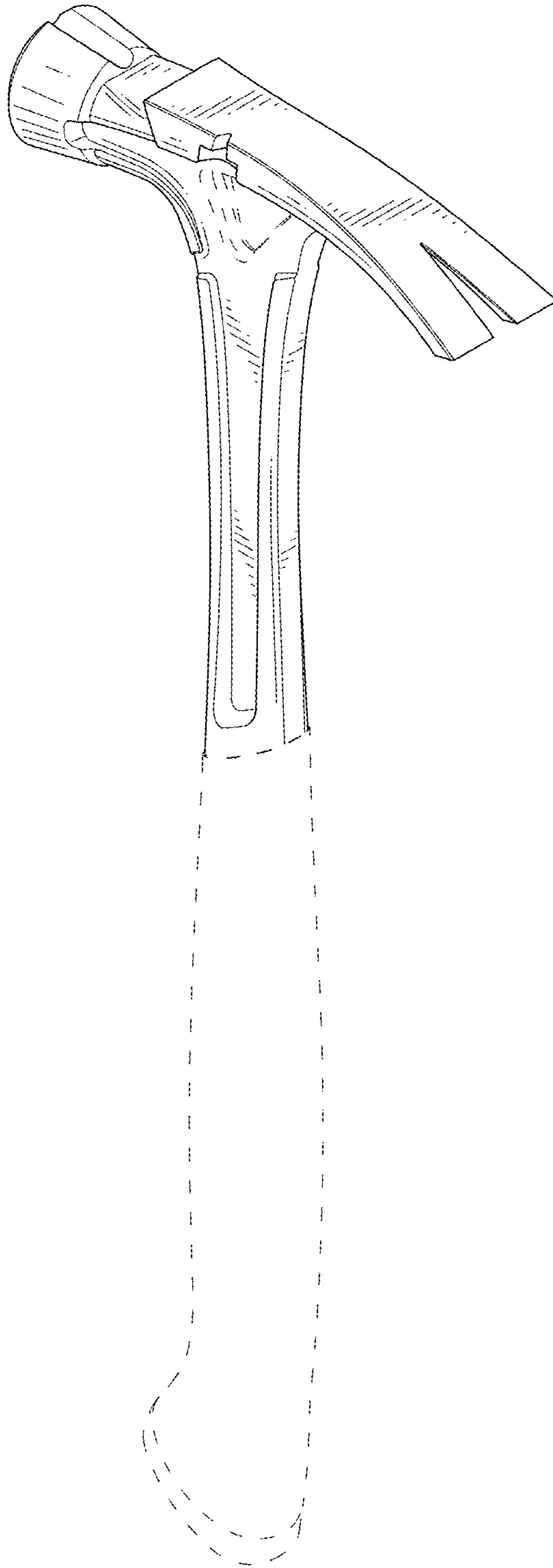


FIG.1

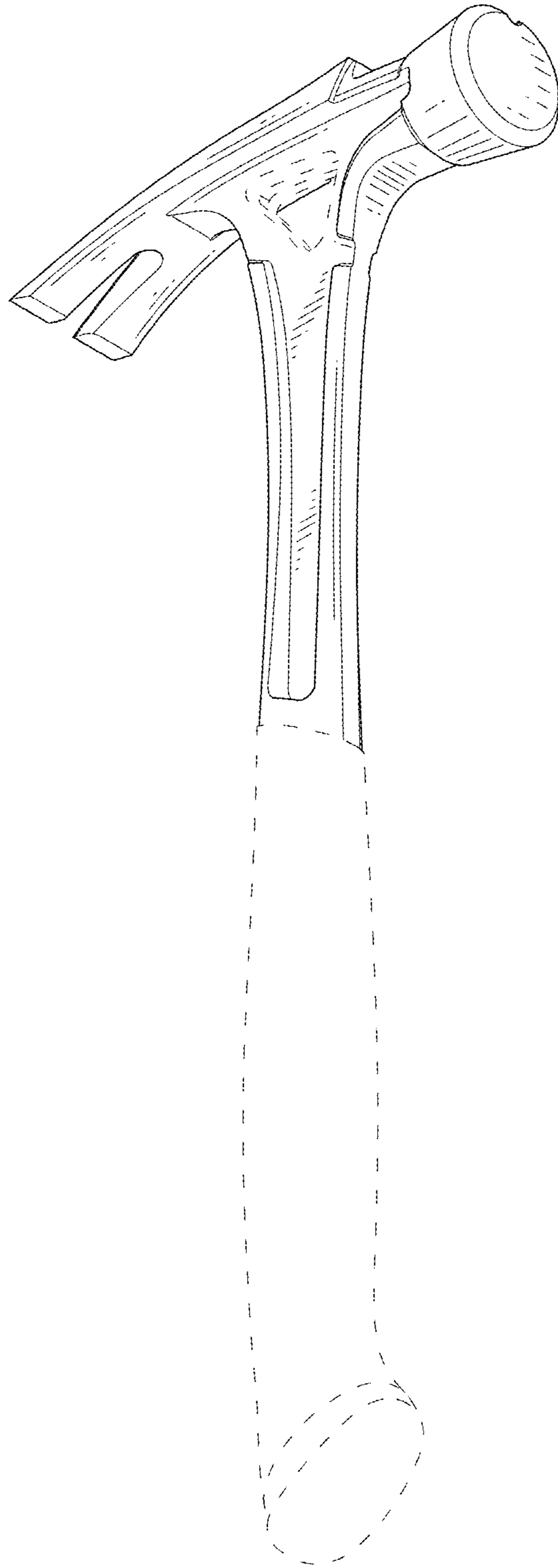


FIG.2

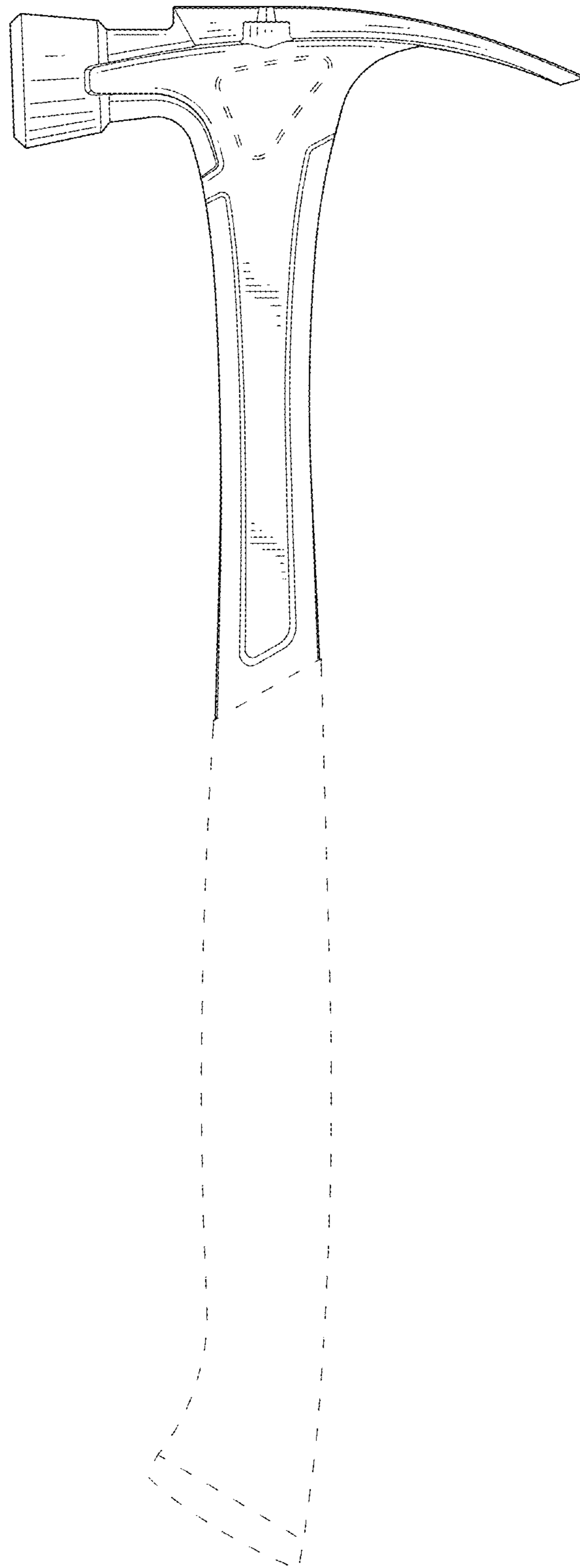


FIG.3

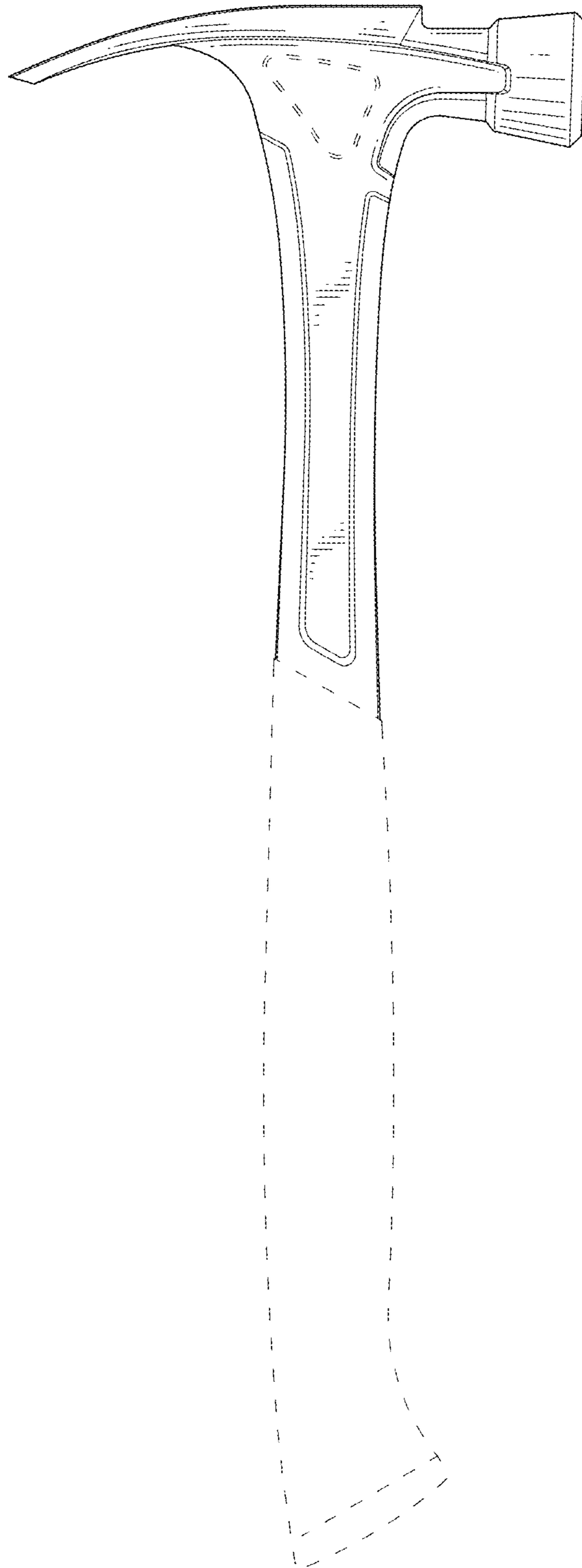


FIG.4

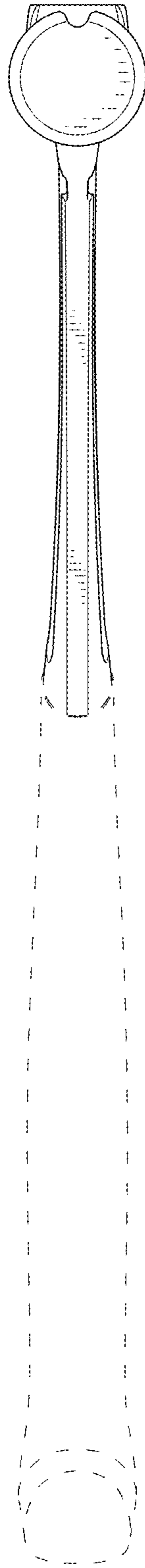


FIG.5




FIG.6

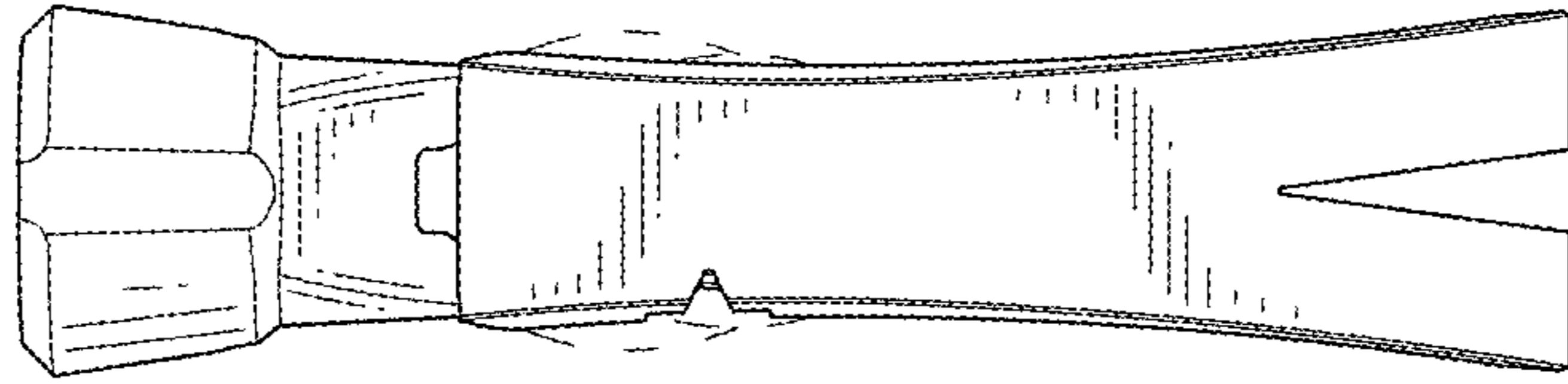


FIG.7

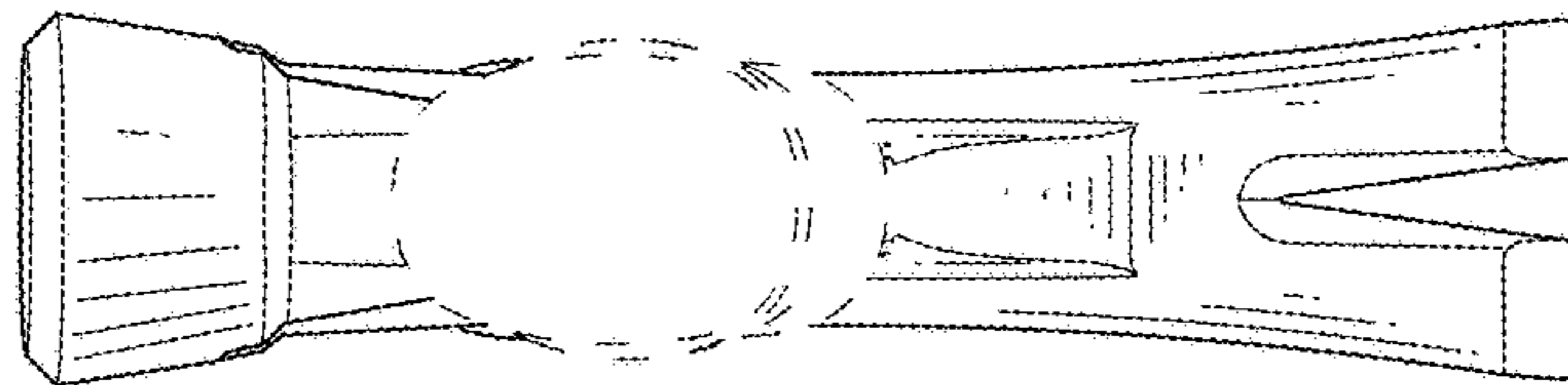


FIG.8