



US00D777545S

(12) **United States Design Patent**
Kosugi et al.

(10) **Patent No.:** **US D777,545 S**
(45) **Date of Patent:** **** Jan. 31, 2017**

- (54) **PORTABLE ELECTRIC DRIVER**
- (71) Applicant: **Hitachi Koki Co., Ltd.**, Minato-ku, Tokyo (JP)
- (72) Inventors: **Shingo Kosugi**, Hitachinaka (JP);
Masanori Okada, Hitachinaka (JP);
Junichi Tokairin, Hitachinaka (JP)
- (73) Assignee: **Hitachi Koki Co., Ltd.**, Minato-Ku, Tokyo (JP)

D525,099 S *	7/2006	Nagasaka	D8/68
D567,615 S *	4/2008	Taniguchi	D8/68
D577,558 S *	9/2008	Taniguchi	D8/68
D579,743 S *	11/2008	Lopano	D8/68
D584,123 S *	1/2009	Lopano	D8/68
D585,716 S *	2/2009	Taniguchi	D8/68
D605,490 S *	12/2009	Aglassinger	D8/68
D606,376 S *	12/2009	Okuda	D8/68
D610,421 S *	2/2010	Taniguchi	D8/68
D614,468 S *	4/2010	Aglassinger	D8/68
8,075,155 B2 *	12/2011	Watanabe	B25F 5/00 307/126

(Continued)

(**) Term: **15 Years**

(21) Appl. No.: **29/539,954**

(22) Filed: **Sep. 18, 2015**

(30) **Foreign Application Priority Data**

Mar. 31, 2015 (JP) 2015-007132

(51) **LOC (10) Cl.** **08-01**

(52) **U.S. Cl.**
USPC **D8/68**

(58) **Field of Classification Search**
USPC ... D8/61, 67, 68; 81/57.4, 489; 173/48, 109,
173/170, 178, 217; 408/124, 125; 362/119
CPC B62D 23/005; B62D 29/00; B62D 29/043;
B62D 31/00; B62D 33/046; B62D 35/00;
B62D 35/001; B60Q 1/0005
See application file for complete search history.

(56) **References Cited**

U.S. PATENT DOCUMENTS

D484,385 S *	12/2003	Sakai	D8/68
D493,344 S *	7/2004	Watson	D8/68
D514,910 S *	2/2006	Nagasaka	D8/68
D519,808 S *	5/2006	Otsuka	D8/68
D520,834 S *	5/2006	Furuta	D8/68
D524,136 S *	7/2006	Taniguchi	D8/68

OTHER PUBLICATIONS

“Cordless Impact Driver TD090D.” Makita . . . , Dec. 5, 2011 [online], [retrieved on Aug. 18, 2016]. Retrieved from the Internet <URL: <http://www.makita.biz/product/category/cordless/td090d/data/473/src/473.pdf>>.*

(Continued)

Primary Examiner — Darlington Ly
(74) *Attorney, Agent, or Firm* — Banner & Witcoff, Ltd.

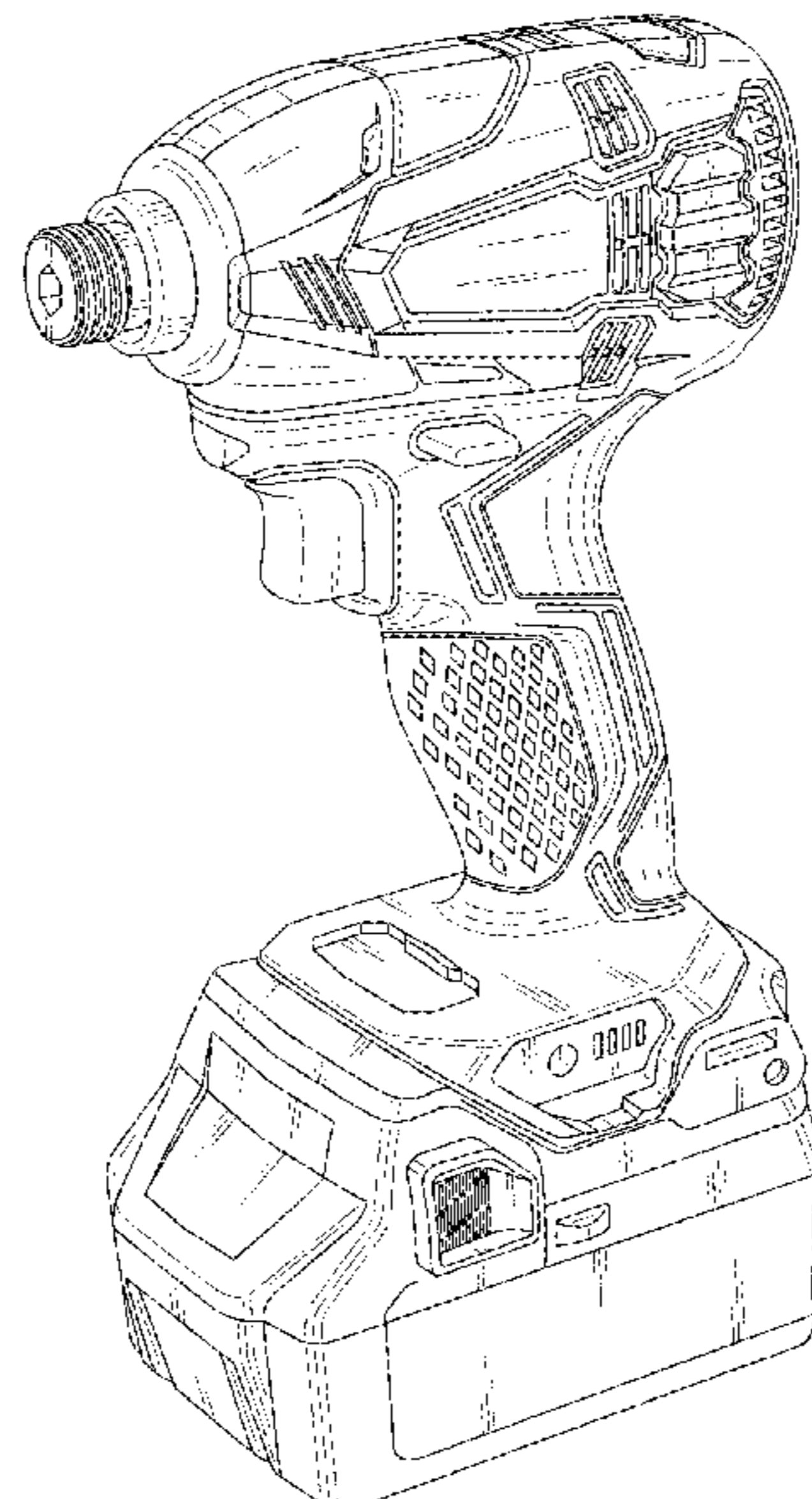
(57) **CLAIM**

The ornamental design for a portable electric driver, as shown and described.

DESCRIPTION

FIG. 1 is a front, left-side, and top perspective view of the a portable electric driver showing our new design;
FIG. 2 is a rear, right-side, and top perspective view thereof;
FIG. 3 is a front elevation view thereof;
FIG. 4 is a rear elevation view thereof;
FIG. 5 is a left-side elevation view thereof;
FIG. 6 is a right-side elevation view thereof;
FIG. 7 is a top plan view thereof; and,
FIG. 8 is a bottom plan view thereof.

1 Claim, 8 Drawing Sheets



(56)

References Cited

U.S. PATENT DOCUMENTS

8,167,056 B2 * 5/2012 Ito B25F 5/02
173/171
D672,627 S * 12/2012 Kawase D8/61
D679,161 S * 4/2013 Kawase D8/61
2006/0175069 A1 * 8/2006 Sakakibara B25F 5/02
173/217
2012/0043102 A1 * 2/2012 Okuda B25F 5/02
173/217
2012/0199372 A1 * 8/2012 Nishikawa B25B 23/1475
173/132
2013/0264987 A1 * 10/2013 Uchida H02K 7/145
318/495
2015/0083451 A1 * 3/2015 Nishikawa B25B 21/026
173/48

OTHER PUBLICATIONS

“Bostitch 18V Impact Driver Review.” Tool Box Buzz., Nov. 26, 2013 [online], [retrieved on Aug. 18, 2016]. Retrieved from the Internet <URL: <http://www.toolboxbuzz.com/cordless-tools/impact-driver/bostitch-18v-impact-driver-review/>>.*

“Cordless Impact Wrenches—GDX 18 V-EC Professional.” Bosche Product Data Sheet., Mar. 29, 2014 [online], [retrieved on Aug. 18, 2016]. Retrieved from the Internet <URL: <https://www.bosch-professional.com/gb/en/ocs/pdf/productdata/gdx-18-v-ec-sheet.pdf>>.*

“DeWalt 2015 Product Catalog.” DeWalt Catalog, pp. 7-10 . . . , Nov. 25, 2014 [online], [retrieved on Aug. 18, 2016]. Retrieved from the Internet <URL: <http://www.dewalt.com/uploads/dewalt/pdfs/DWCAT2015.pdf>>.*

* cited by examiner

Fig. 1

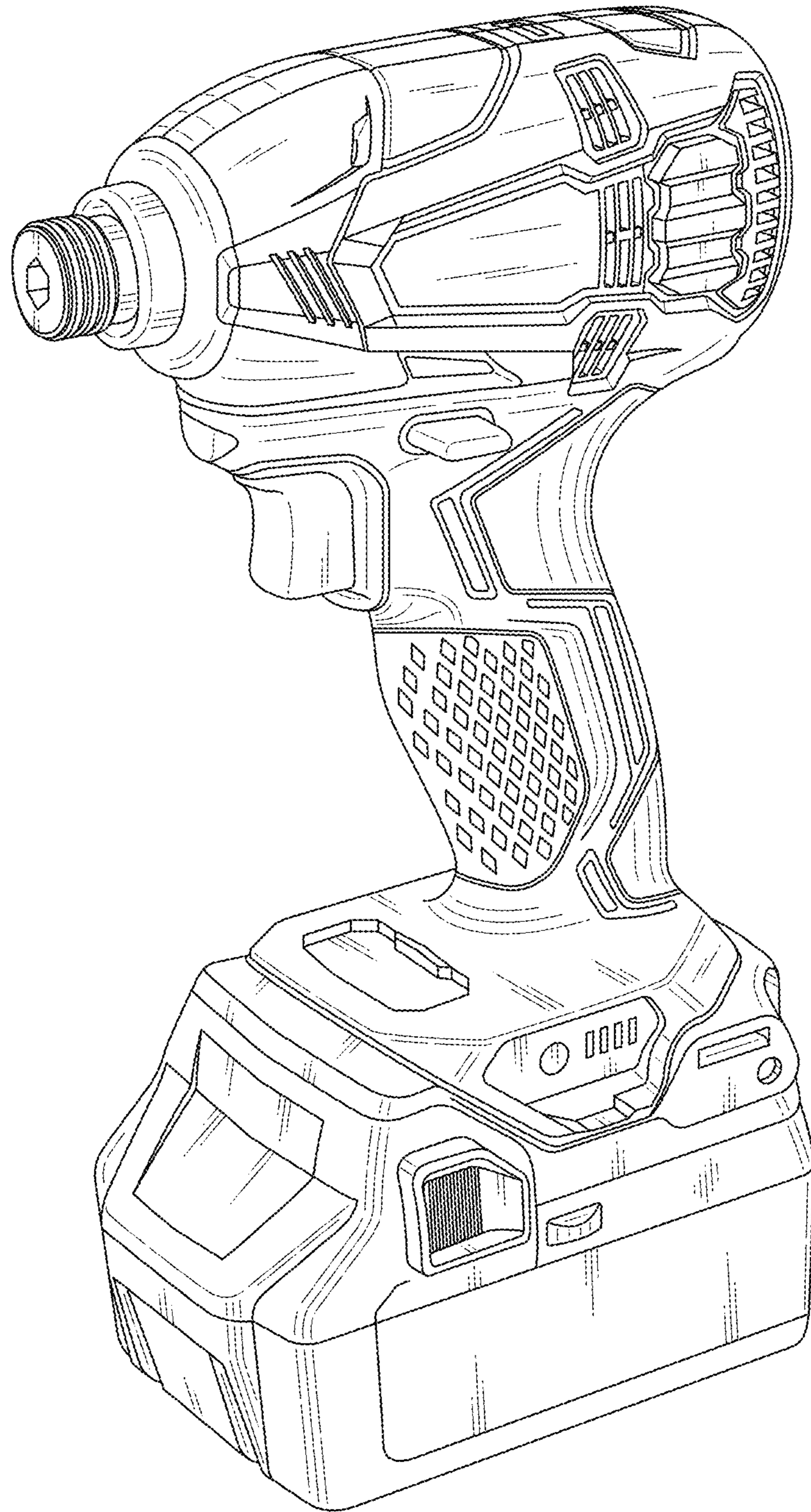


Fig. 2

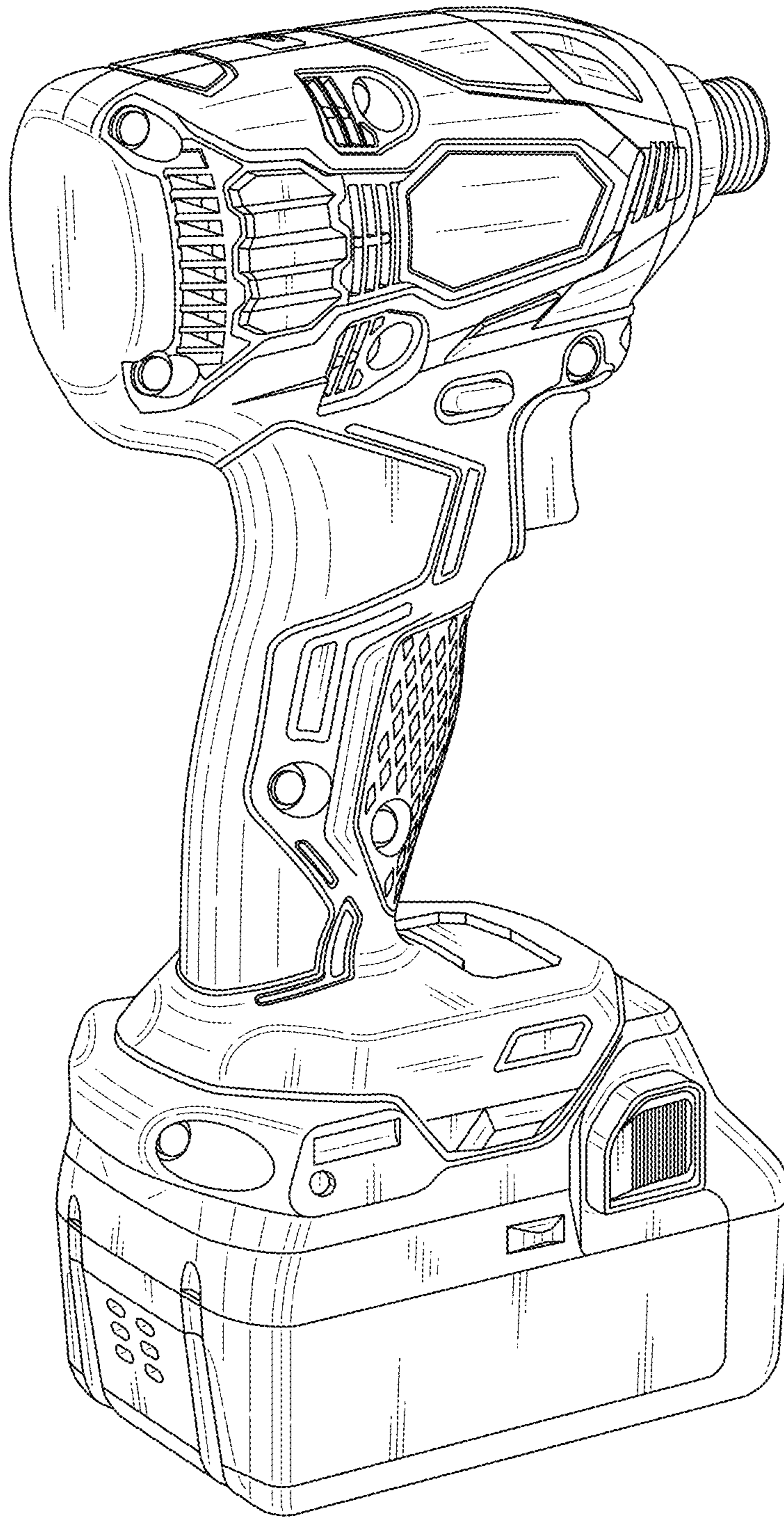


Fig. 3

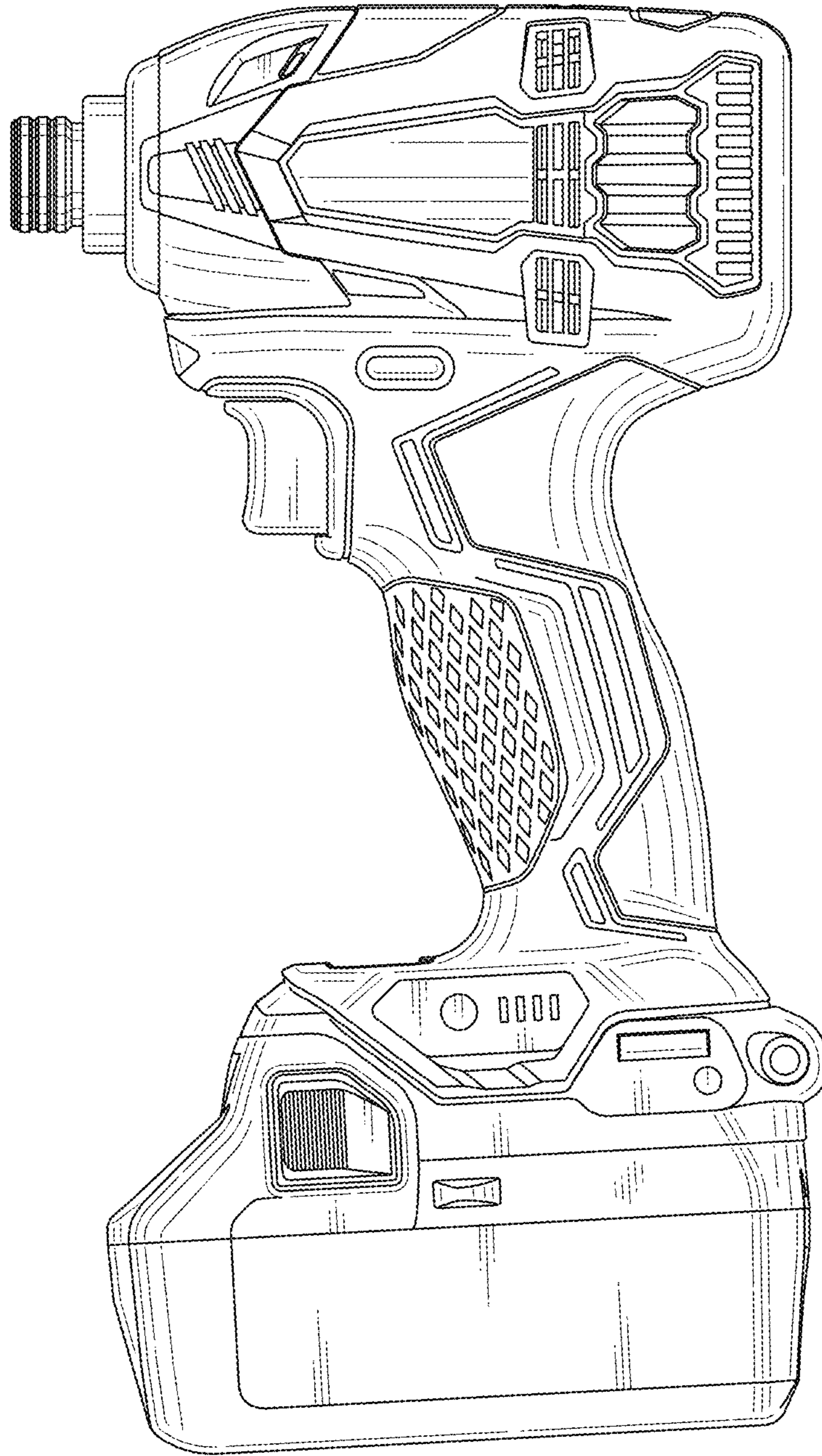


Fig. 4

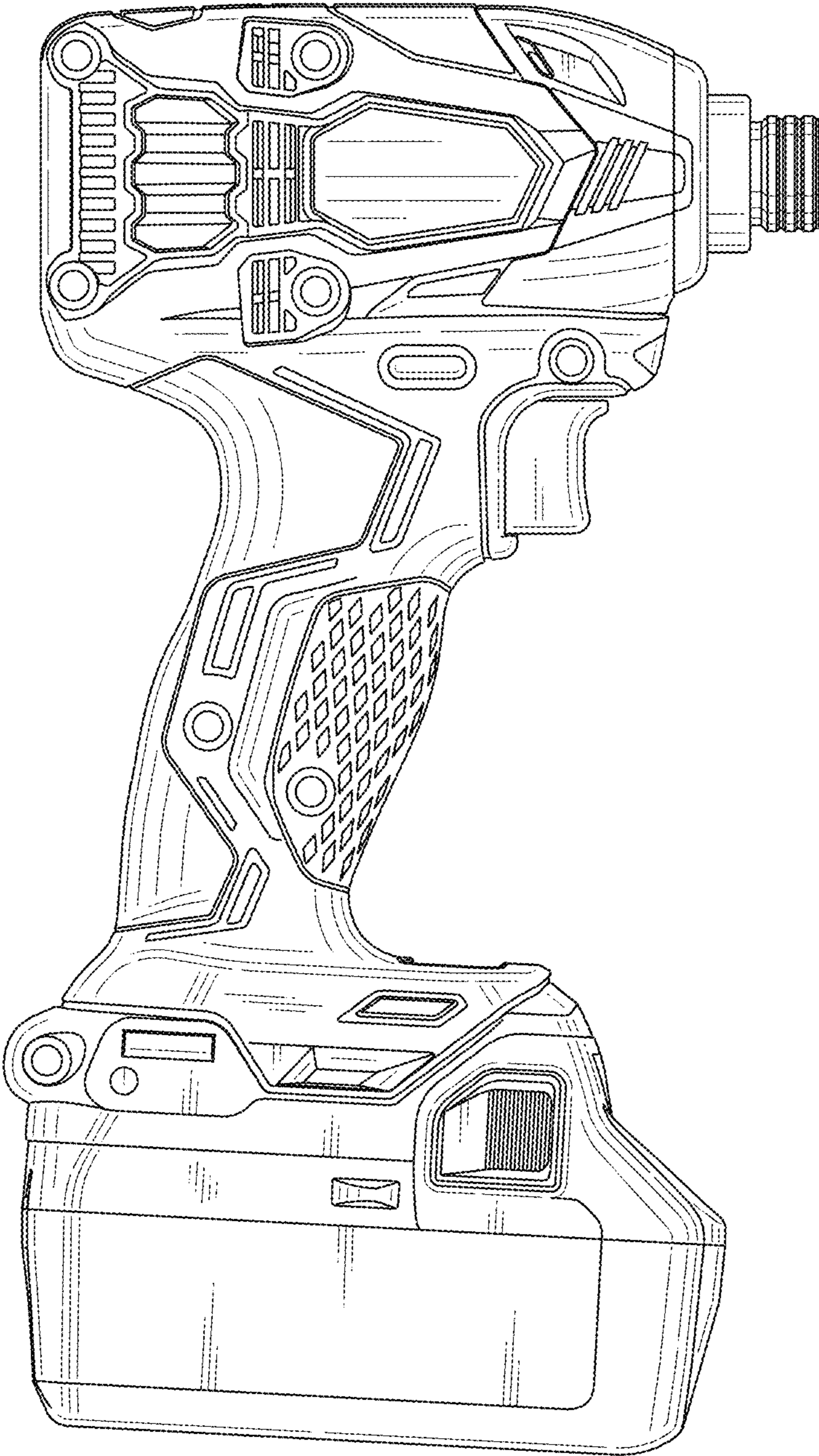


Fig. 5

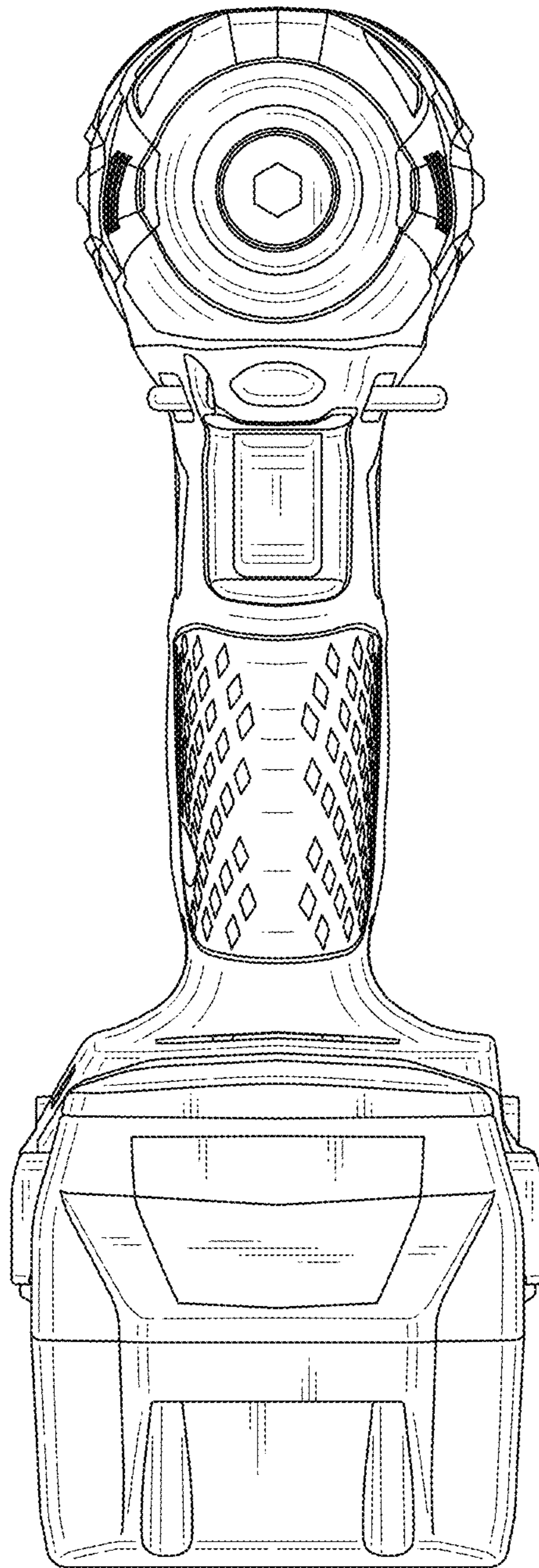


Fig. 6

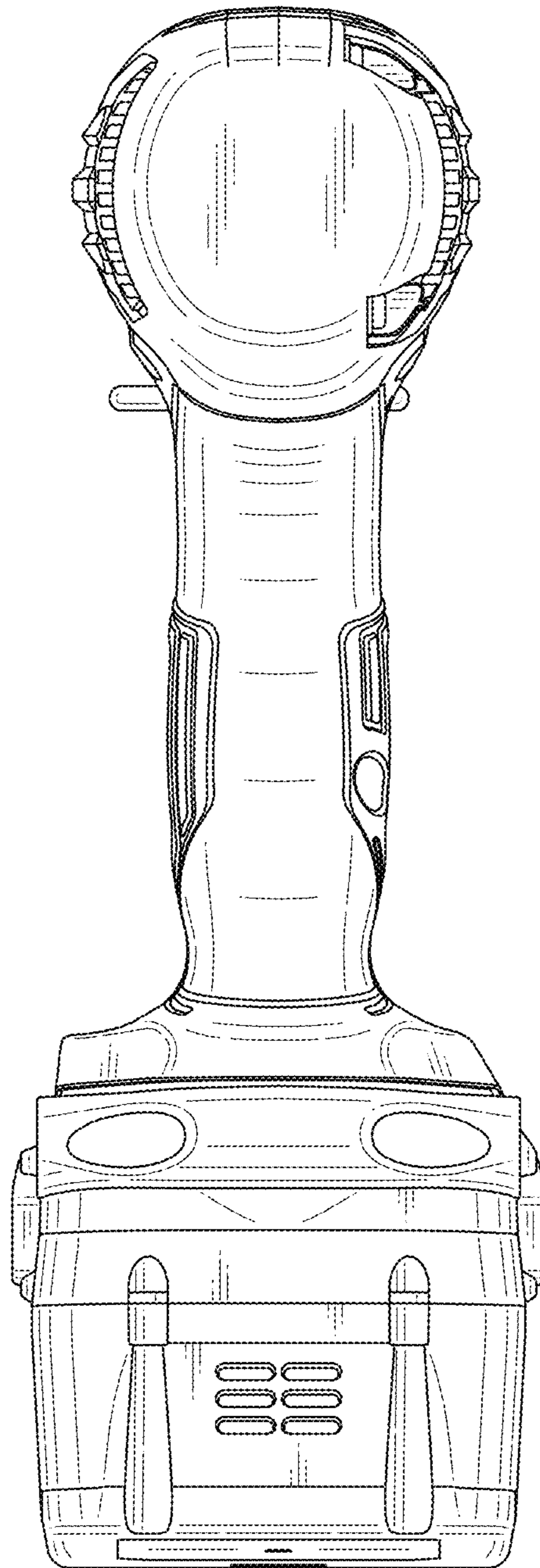


Fig. 7

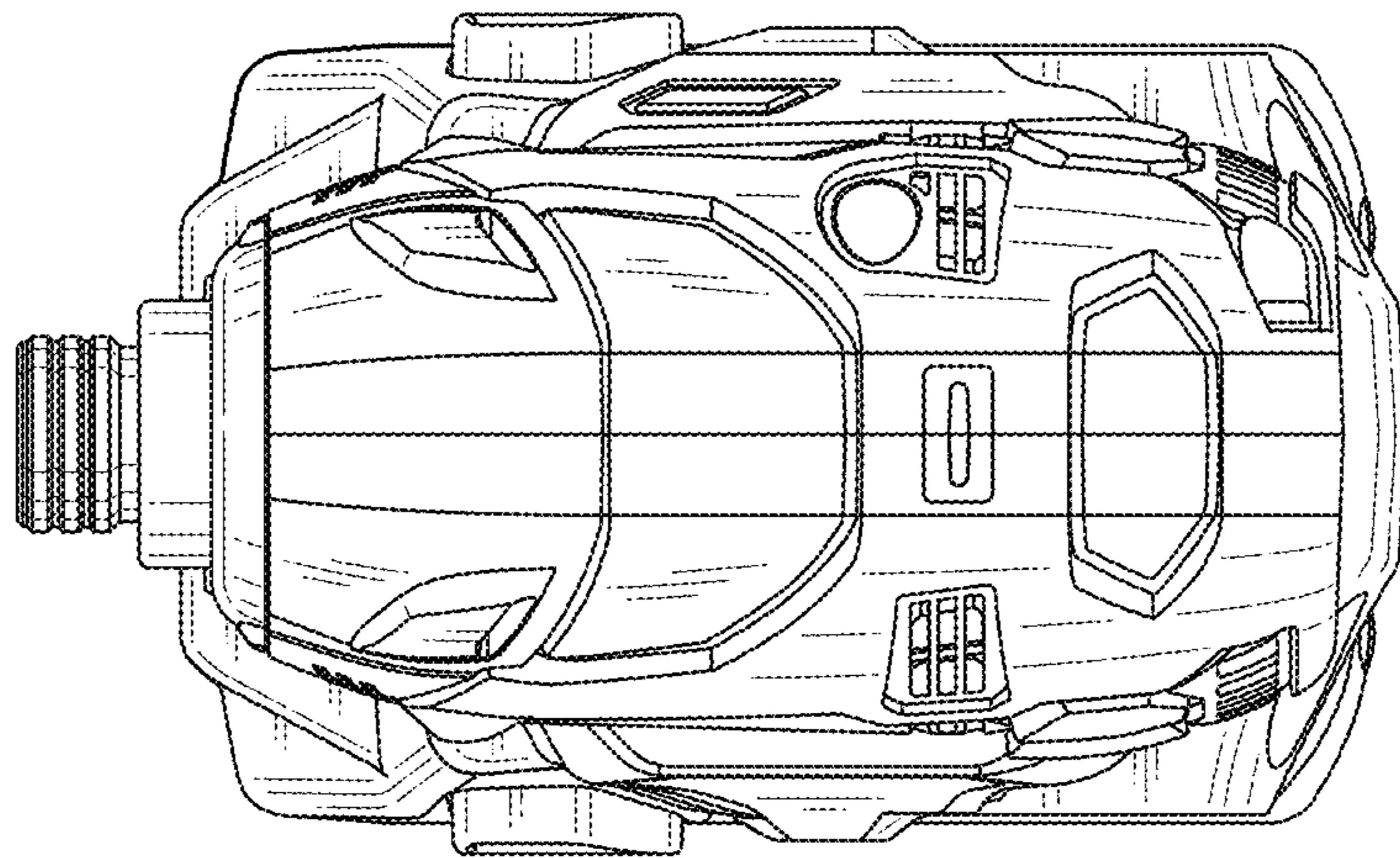


Fig. 8

