



US00D777487S

(12) **United States Design Patent**
Baylar

(10) **Patent No.:** **US D777,487 S**
(45) **Date of Patent:** **** Jan. 31, 2017**

- (54) **TABLE**
- (71) Applicant: **Hudson Furniture, Inc.**, New York, NY (US)
- (72) Inventor: **Barlas Baylar**, New York, NY (US)
- (73) Assignee: **HUDSON FURNITURE, INC.**, New York, NY (US)
- (**) Term: **14 Years**
- (21) Appl. No.: **29/506,633**
- (22) Filed: **Oct. 17, 2014**
- (51) **LOC (10) Cl.** **06-03**
- (52) **U.S. Cl.**
USPC **D6/692.3**
- (58) **Field of Classification Search**
USPC D6/685, 687, 688, 692, 692.3, 349, 351;
D11/131, 149, 157; D19/96; 108/153.1,
108/156, 157.1, 150, 155, 161; 248/188,
248/188.1
CPC A47B 3/12; A47B 13/021; A47B 13/06;
A47B 13/023; A47B 13/08
See application file for complete search history.

- 3,503,832 A * 3/1970 Umminger, Jr B44B 1/00
156/63
- 3,800,442 A * 4/1974 Petrocelli A63F 9/12
273/155
- D370,138 S * 5/1996 Rosebrock D6/349
- D406,470 S * 3/1999 Lin D6/349
- D432,453 S * 10/2000 Franzen D11/131
- D545,071 S * 6/2007 Potter D6/336
- D590,632 S * 4/2009 Zak D6/668
- D593,778 S * 6/2009 Muhich D6/708.17
- D616,256 S * 5/2010 Trinkle D7/625
- D650,613 S * 12/2011 Starck D6/692.3
- D692,263 S * 10/2013 Pozzi D6/692.3

* cited by examiner

Primary Examiner — John Windmuller
Assistant Examiner — Steven Czyz

(74) *Attorney, Agent, or Firm* — Hodgson Russ LLP

(57) **CLAIM**

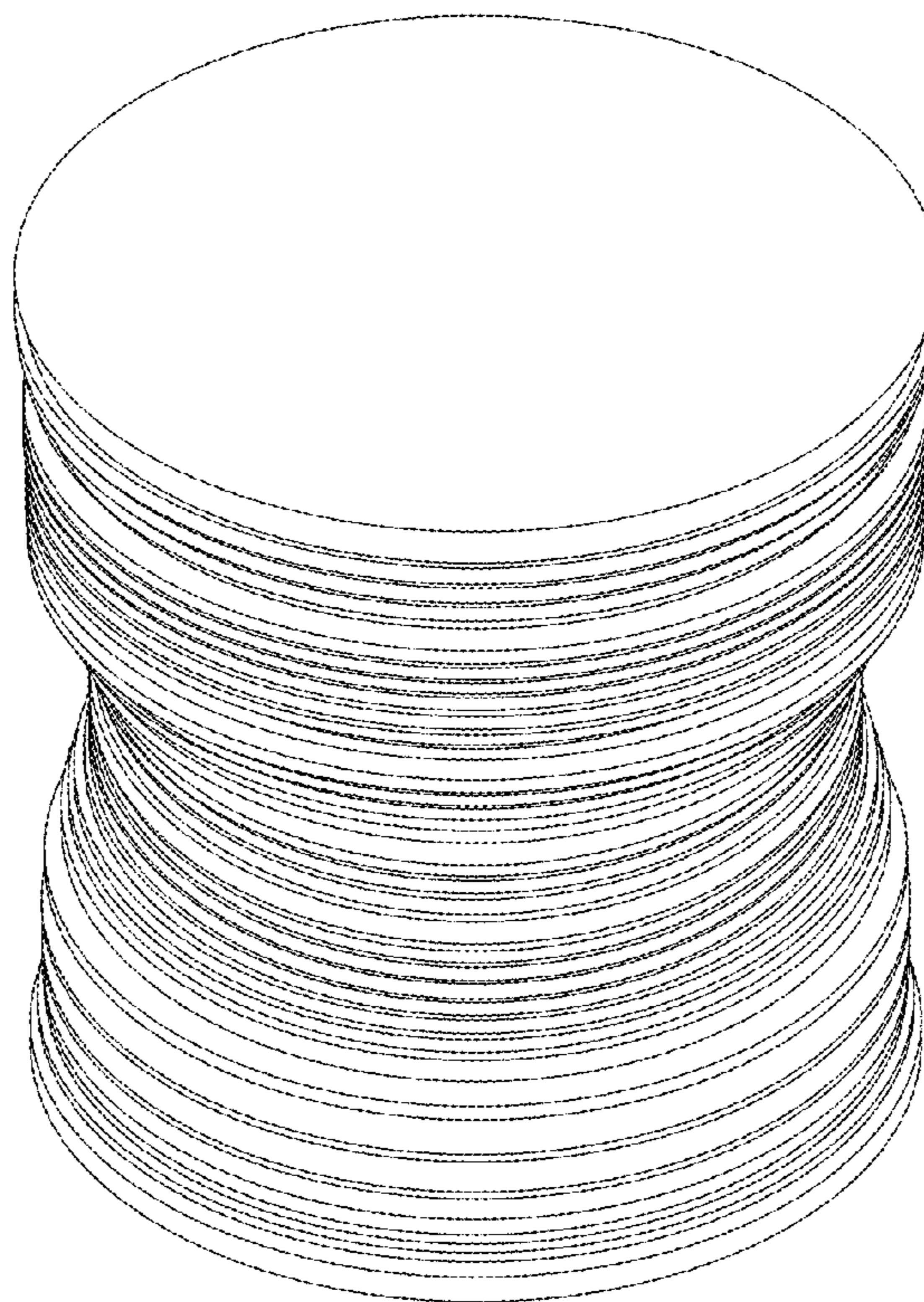
The ornamental design for a table, as shown and described.

DESCRIPTION

FIG. 1 is an isometric view of a table in accordance with the new design;
FIG. 2 is a front view thereof, whereby the rear view is a mirror image thereof;
FIG. 3 is a right side view thereof, whereby the left side view is a mirror image thereof;
FIG. 4 is a top plan view thereof; and,
FIG. 5 is a bottom plan view thereof.

1 Claim, 4 Drawing Sheets

- (56) **References Cited**
U.S. PATENT DOCUMENTS
2,041,481 A * 5/1936 Otar B44C 3/025
220/62.14
D182,982 S * 6/1958 Twitchell et al. D11/131



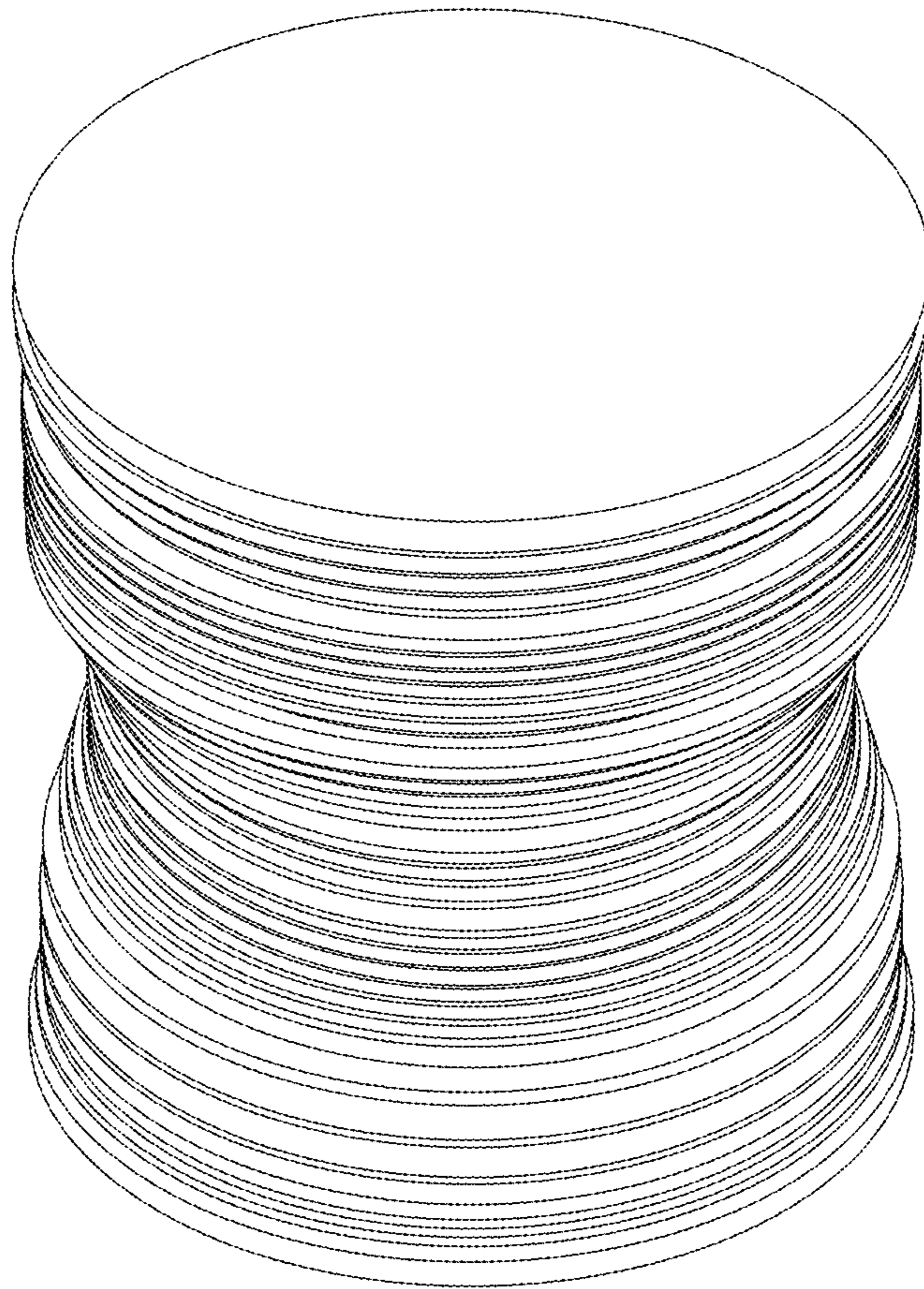


Fig. 1



Fig. 2




Fig. 3

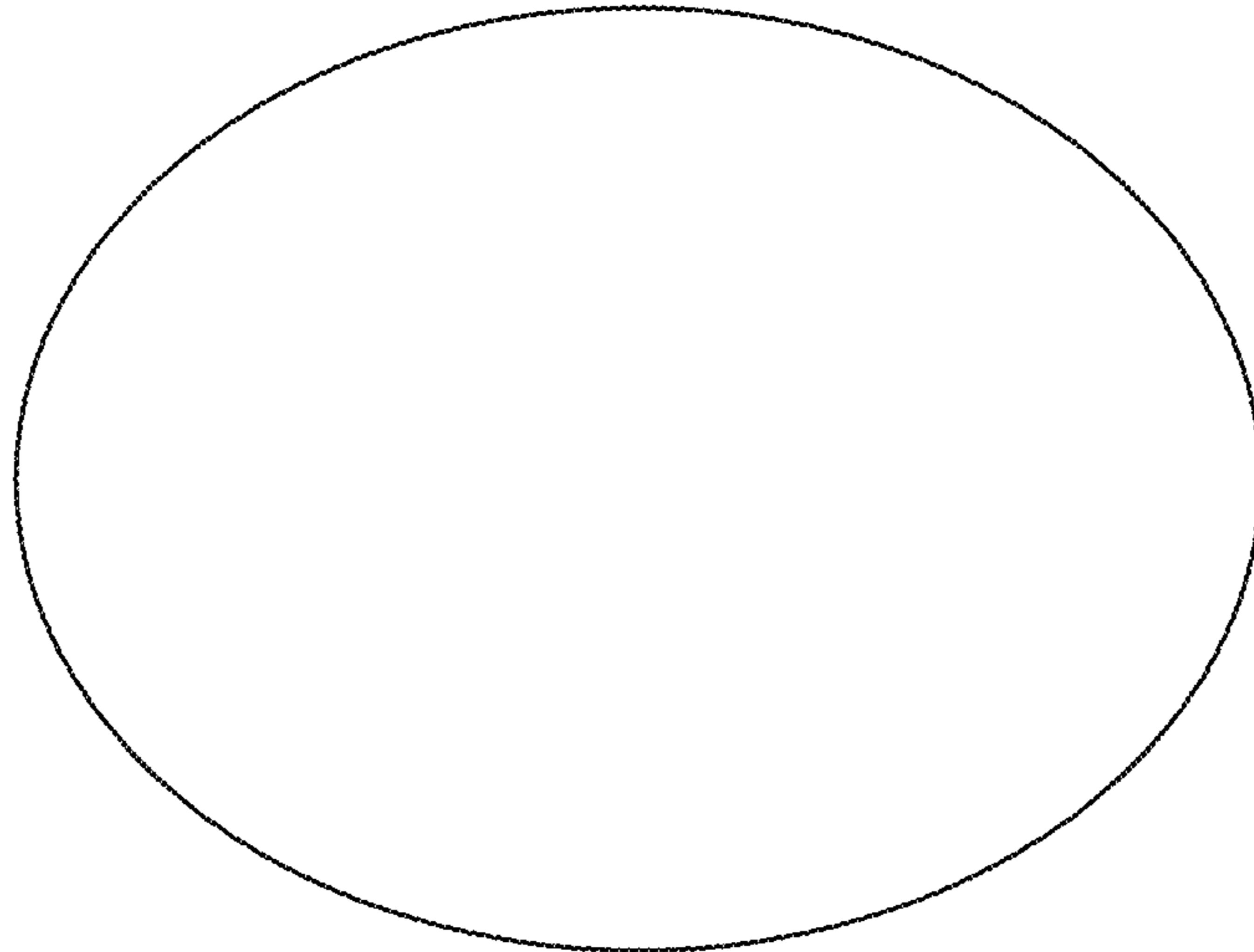


Fig. 4

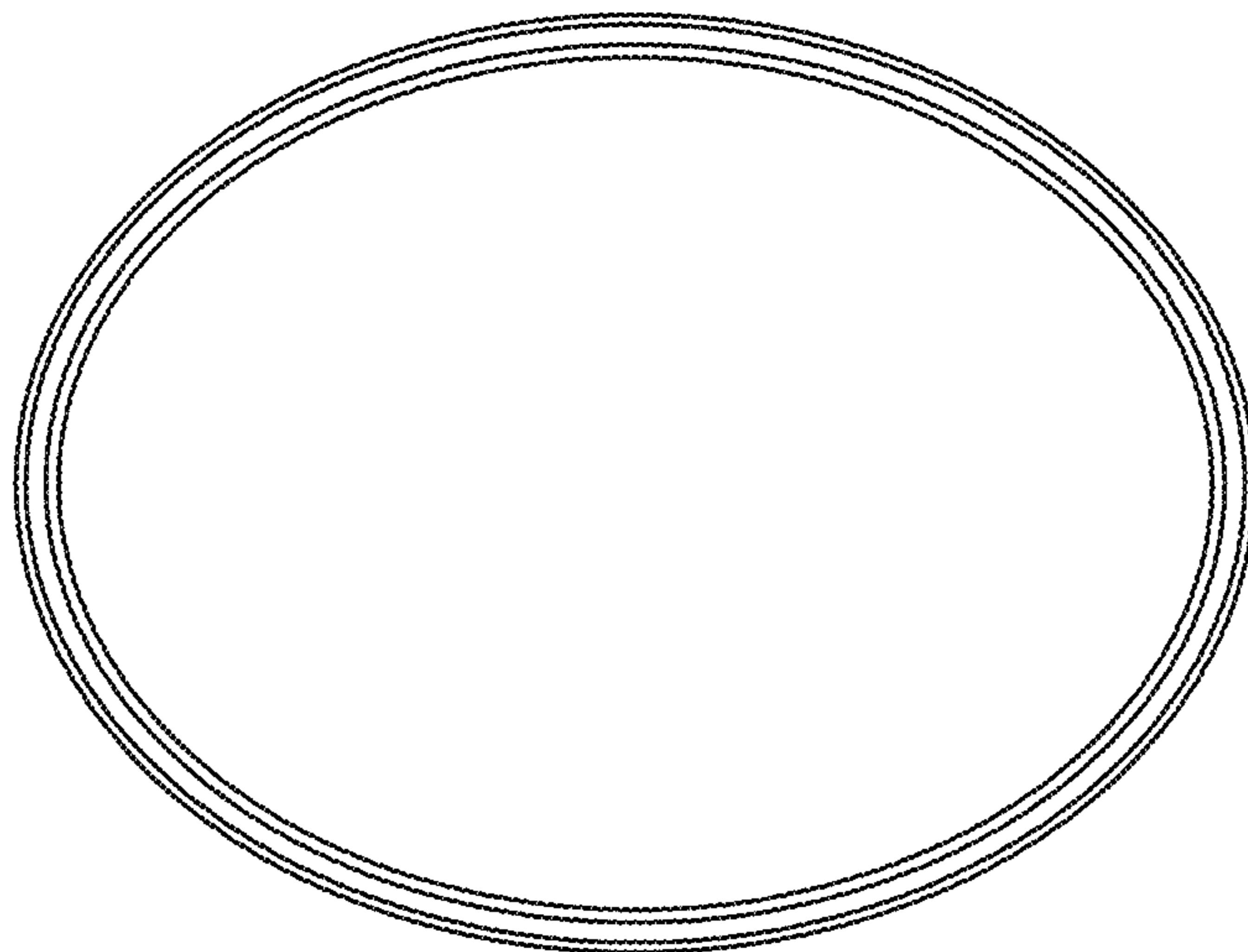


Fig. 5