



US00D777485S

(12) **United States Design Patent** (10) **Patent No.:** **US D777,485 S**  
**Bougay** (45) **Date of Patent:** **\*\* Jan. 31, 2017**

- (54) **TABLE**
- (71) Applicant: **Jardin Netherlands B.V.**, Rijen (NL)
- (72) Inventor: **Ayala Bougay**, Kefar Veradim (IL)
- (73) Assignee: **JARDIN NETHERLANDS B.V.**, MK Rijen (NL)
- (\*\*) Term: **15 Years**
- (21) Appl. No.: **29/539,061**
- (22) Filed: **Sep. 10, 2015**
- (51) **LOC (10) Cl.** ..... **06-03**
- (52) **U.S. Cl.**  
USPC ..... **D6/689**
- (58) **Field of Classification Search**  
USPC ..... D6/685, 689, 691, 691.1  
CPC ..... A47B 7/00; A47B 21/00; A47B 25/00  
See application file for complete search history.

(56) **References Cited**

**U.S. PATENT DOCUMENTS**

D237,441 S	*	11/1975	Birnbaum	.....	D6/689
D259,602 S	*	6/1981	Mioni	.....	D6/689
D274,874 S	*	7/1984	Emery	.....	D6/691.1
D312,736 S	*	12/1990	Grosfillex	.....	D6/349
D656,342 S	*	3/2012	Blitzer	.....	D6/689
D726,460 S	*	4/2015	Arnon	.....	D6/689
D734,078 S	*	7/2015	Bougay	.....	D6/691.1

**OTHER PUBLICATIONS**

Grosfillex Contract 1989. 'Miami Low Side Table 21 x 21', p. 29.\*  
'RST Brands Espresso Rattan Patio Side Table'. overstock.com [online]. May 22, 2012 [retrieved Jul. 15, 2016]. Retrieved from the Internet: <URL: [Brands-Espresso-Rattan-Patio-Side-Table/6549463/product.html?refccid=5VZM6MHLLE4KWBSJQP4KNFVI4E&searchidx=39>.\\*  
'Sandles Espresso Wicker Dining Table'. overstock.com \[online\]. May 5, 2015 \[retrieved Jul. 15, 2016\]. Retrieved from the Internet: <URL: <http://www.overstock.com/Home-Garden/Sandles-Espresso-Wicker-Dining-Table/9252781/product.html?refccid=TGVYGG3XES64Z65KC4RRBMHYFSE&searchidx=15>>.\\*](http://www.overstock.com/Home-Garden/RST-</a></p></div>
<div data-bbox=)

\* cited by examiner

*Primary Examiner* — Mary Ann Calabrese  
*Assistant Examiner* — Megan M Majcher Hartnett  
(74) *Attorney, Agent, or Firm* — Dorsey & Whitney LLP

(57) **CLAIM**

The ornamental design for a table, as shown and described.

**DESCRIPTION**

FIG. 1 is a front perspective view of a first embodiment of a table;  
FIG. 2 is a front elevational view of the table shown in FIG. 1; the rear elevational view being identical;  
FIG. 3 is a side elevational view of the table shown in FIG. 1; the other side elevational view being a mirror image;  
FIG. 4 is a top plan view of the table shown in FIG. 1;  
FIG. 5 is a front perspective view of a second embodiment of a table;  
FIG. 6 is a front elevational view of the table shown in FIG. 5; the rear elevational view being identical;  
FIG. 7 is a side elevational view of the table shown in FIG. 5; the other side elevational view being a mirror image; and,  
FIG. 8 is a top plan view of the table shown in FIG. 5.  
The bottom views of the table are not part of the claimed design.

**1 Claim, 8 Drawing Sheets**






FIG. 1



FIG. 2




FIG. 3



FIG. 4




FIG. 5




FIG. 6



FIG. 7






FIG. 8