



US00D777481S

(12) **United States Design Patent** (10) **Patent No.:** **US D777,481 S**
Denby et al. (45) **Date of Patent:** **** *Jan. 31, 2017**

(54) **DISPLAY UNIT**
(71) Applicant: **Target Brands, Inc.**, Minneapolis, MN (US)
(72) Inventors: **Scott E. Denby**, Minneapolis, MN (US); **Jeremy A. Clark**, Minneapolis, MN (US); **Thomas M. Balko**, Saint Paul, MN (US)
(73) Assignee: **Target Brands, Inc.**, Minneapolis, MN (US)

5,152,407 A * 10/1992 Massoudnia A47B 87/0207
211/126.15
D357,364 S * 4/1995 Dionne D6/335
5,613,448 A 3/1997 Petty
D401,790 S 12/1998 Buell
D447,891 S 9/2001 Wood et al.
D504,578 S * 5/2005 Moser D6/349
D540,070 S * 4/2007 Bibi D21/397
D551,876 S * 10/2007 Gusdorf D6/406.6
D555,919 S * 11/2007 Baade D6/349
D558,490 S * 1/2008 Christensen D6/691.5
D611,735 S * 3/2010 Stukenberg D6/691.8
D614,889 S 5/2010 Van Duysen
D652,651 S * 1/2012 Wittenberg D6/403
D659,415 S * 5/2012 Soto D6/355
D669,695 S * 10/2012 McCurry D6/349

(*) Notice: This patent is subject to a terminal disclaimer.

(Continued)

(**) Term: **14 Years**

OTHER PUBLICATIONS

(21) Appl. No.: **29/526,339**

Design U.S. Appl. No. 29/502,322, filed Sep. 15, 2014, 24 pages.

(22) Filed: **May 8, 2015**

(Continued)

(51) **LOC (10) Cl.** **06-06**

Primary Examiner — Kelley Donnelly

(52) **U.S. Cl.**
USPC **D6/675.3**

(74) *Attorney, Agent, or Firm* — Leanne Taveggia Farrell; Westman, Champlin & Koehler, P.A.

(58) **Field of Classification Search**
USPC D6/429, 460–461, 464, 468, 474, D6/477–479, 672, 675, 675.1, 675.3; 108/11, 59, 65, 91–92, 96, 137; 211/42, 211/85, 87.01, 90.01, 107, 111, 119.003, 211/134, 186, 189, 195
CPC A47F 3/004; A47F 5/0081; A47B 8/007
See application file for complete search history.

(57) **CLAIM**

The ornamental design for a display unit, as shown and described.

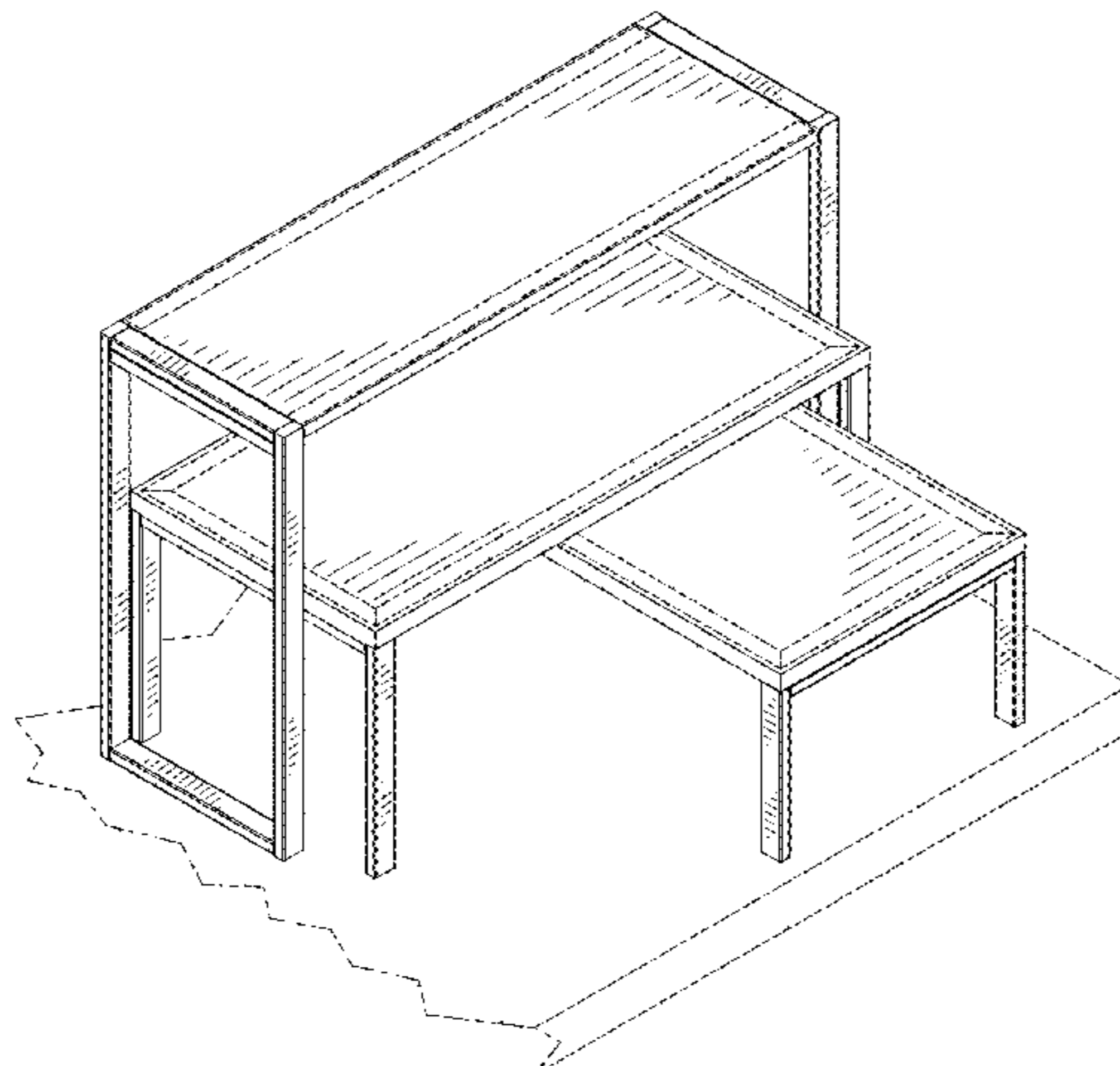
DESCRIPTION

(56) **References Cited**
U.S. PATENT DOCUMENTS

D178,839 S * 9/1956 Jacoby 108/29
2,906,412 A * 9/1959 Tanner A47G 23/06
211/74
D220,704 S 5/1971 Kramer et al.
D233,293 S * 10/1974 Rosen D6/691.3
4,706,576 A 11/1987 James
4,841,878 A * 6/1989 Kriegsman A47B 13/12
108/62
D321,102 S 10/1991 Newhouse

FIG. 1 is a perspective view of a display unit;
FIG. 2 is a front view thereof;
FIG. 3 is a back view thereof;
FIG. 4 is a left side view thereof;
FIG. 5 is a right side view thereof; and,
FIG. 6 is a top view thereof.
The broken lines are for the purpose of illustrating the environment of the article only and form no part of the claimed design.

1 Claim, 4 Drawing Sheets



(56)

References Cited

U.S. PATENT DOCUMENTS

D686,438	S	7/2013	Denby et al.	
D693,610	S *	11/2013	Denby	D6/675
D694,558	S	12/2013	Denby et al.	
D696,878	S *	1/2014	Murphy	D6/675.1
D705,556	S *	5/2014	Udagawa	D6/349
8,752,718	B2	6/2014	Stukenberg et al.	
D716,077	S *	10/2014	Hsu	D6/675
D716,590	S *	11/2014	Hsu	D6/675.3
D718,502	S *	11/2014	Paculdo	D30/118
D718,560	S *	12/2014	Denby	D6/708
8,905,484	B2	12/2014	Kim	
D724,358	S *	3/2015	Tsai	D6/675.3
D728,250	S *	5/2015	Thuma	D6/336
D730,662	S	6/2015	Trinh et al.	
D746,618	S *	1/2016	Clark	D6/675.3
D755,546	S *	5/2016	Johnson	D6/675.3
D759,997	S *	6/2016	Ruiz	D6/675.1
2011/0316396	A1 *	12/2011	Arne	A47F 3/005 312/107

OTHER PUBLICATIONS

Design U.S. Appl. No. 29/502,318, filed Sep. 15, 2014, 20 pages.
 Design U.S. Appl. No. 29/502,320, filed Sep. 15, 2014, 9 pages.
 Design U.S. Appl. No. 29/515,778, filed Jan. 27, 2015, 9 pages.
 Design U.S. Appl. No. 29/515,782, filed Jan. 27, 2015, 10 pages.
 U.S. Patent Application with U.S. Appl. No. 29/493,082, filed Jun. 5, 2014, 7 pages.

* cited by examiner

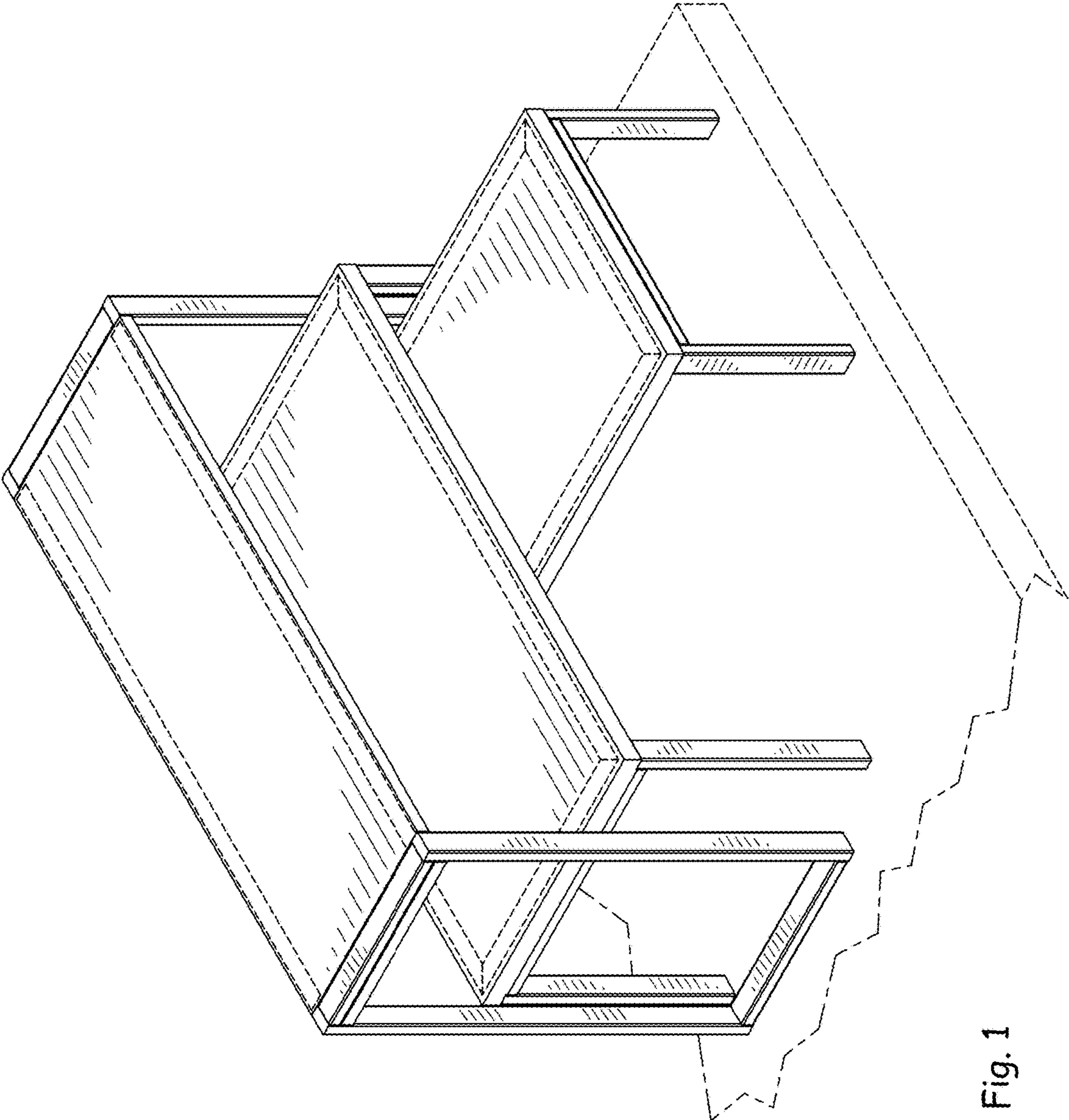


Fig. 1

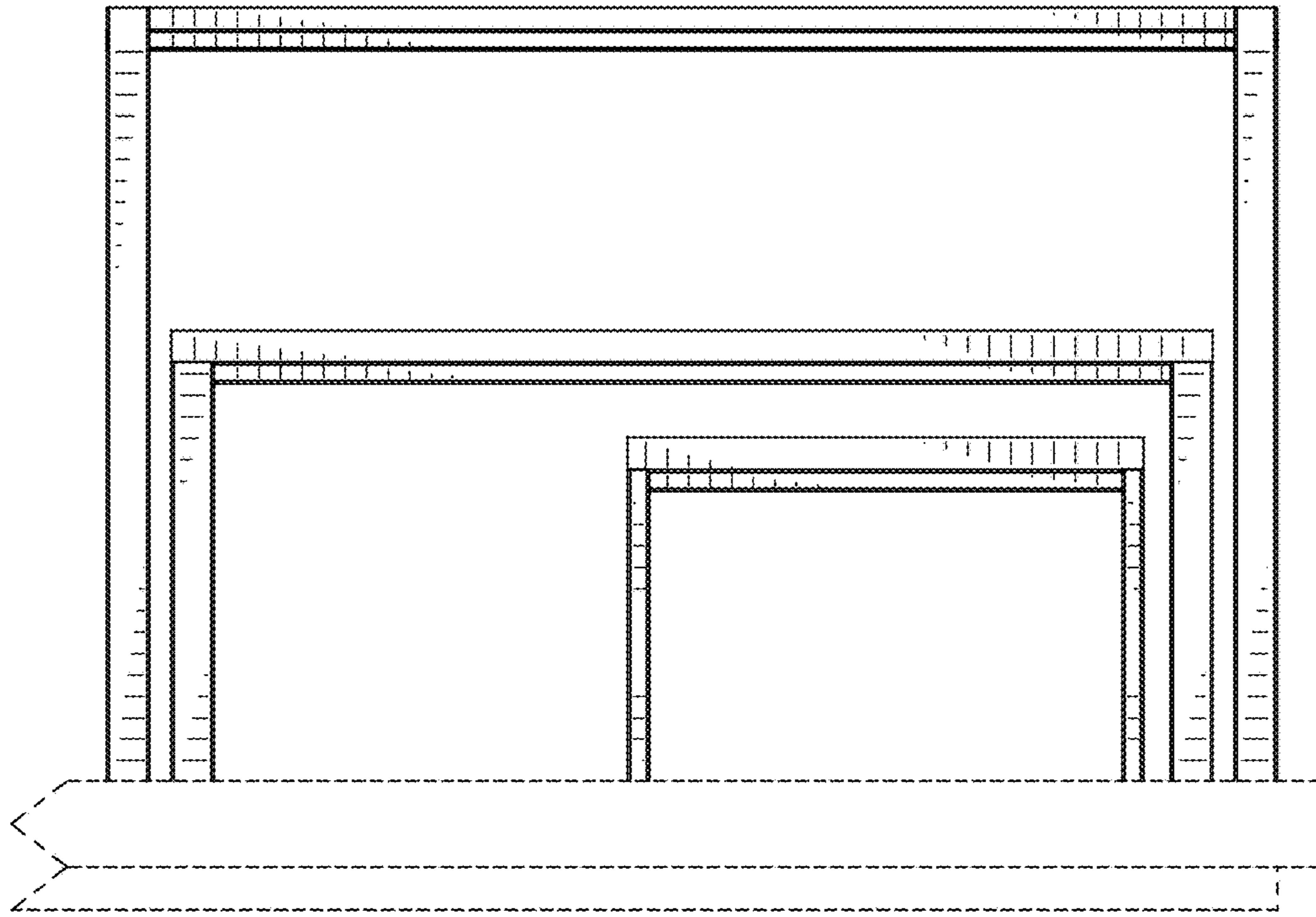


Fig. 2

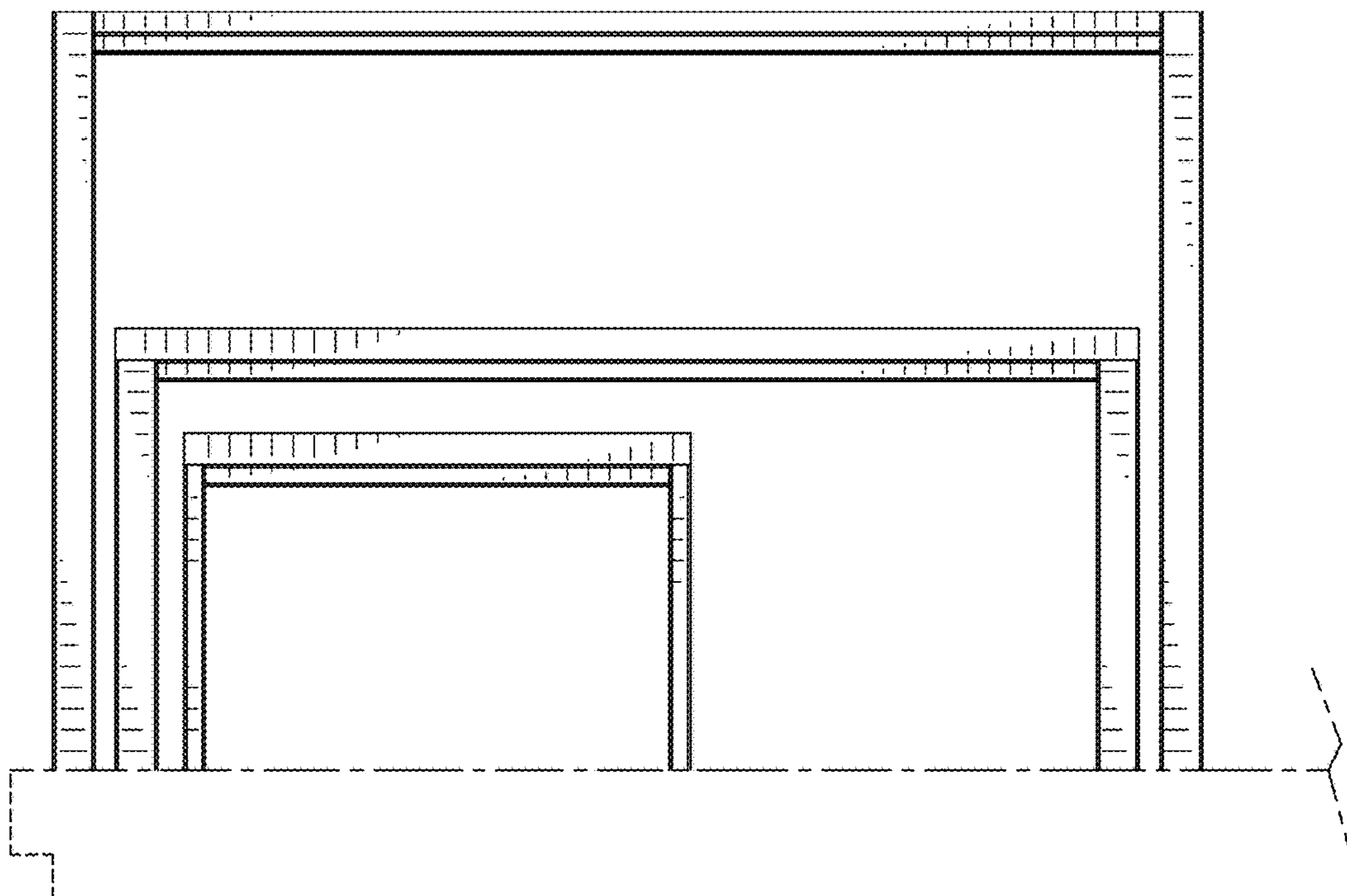


Fig. 3

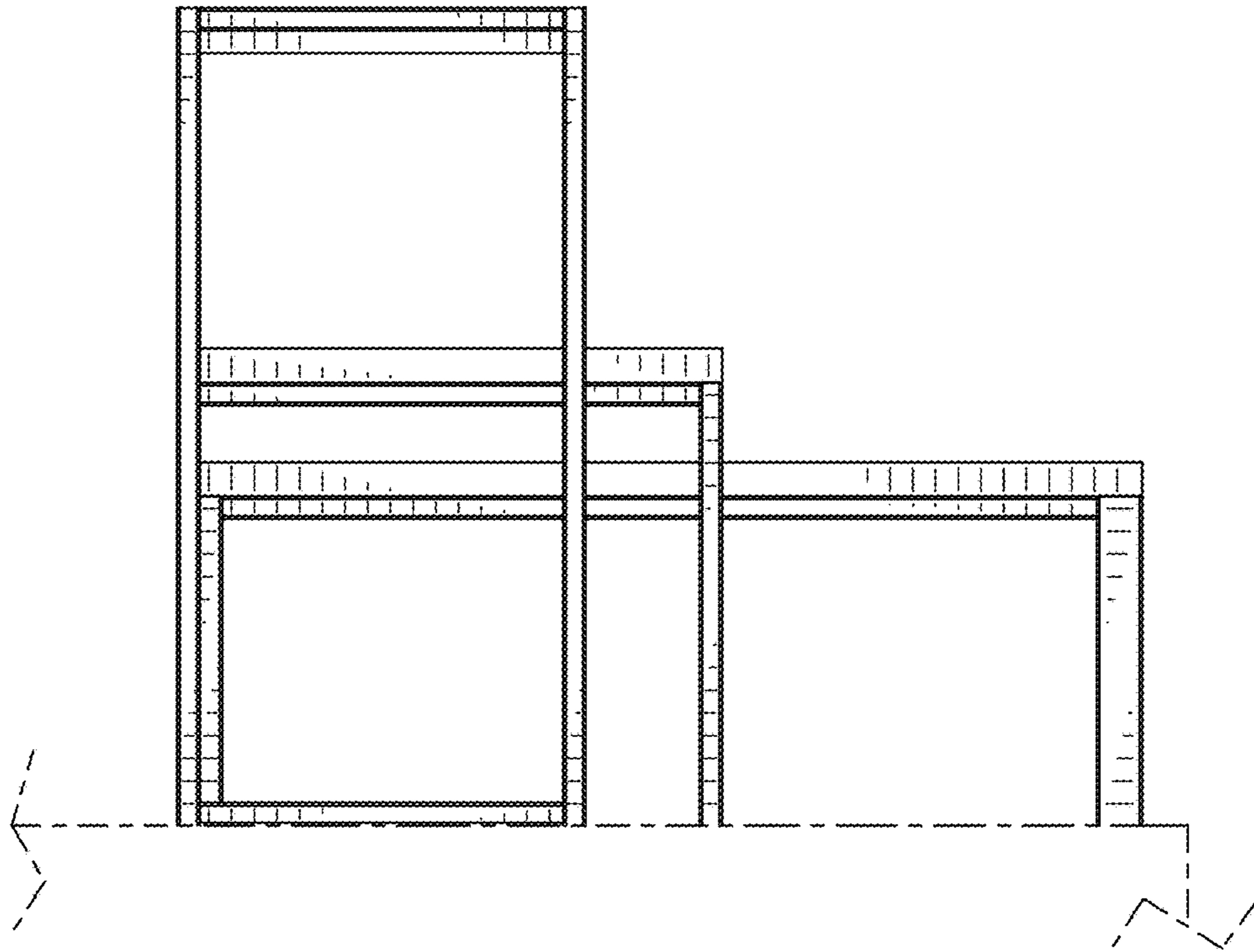


Fig. 4

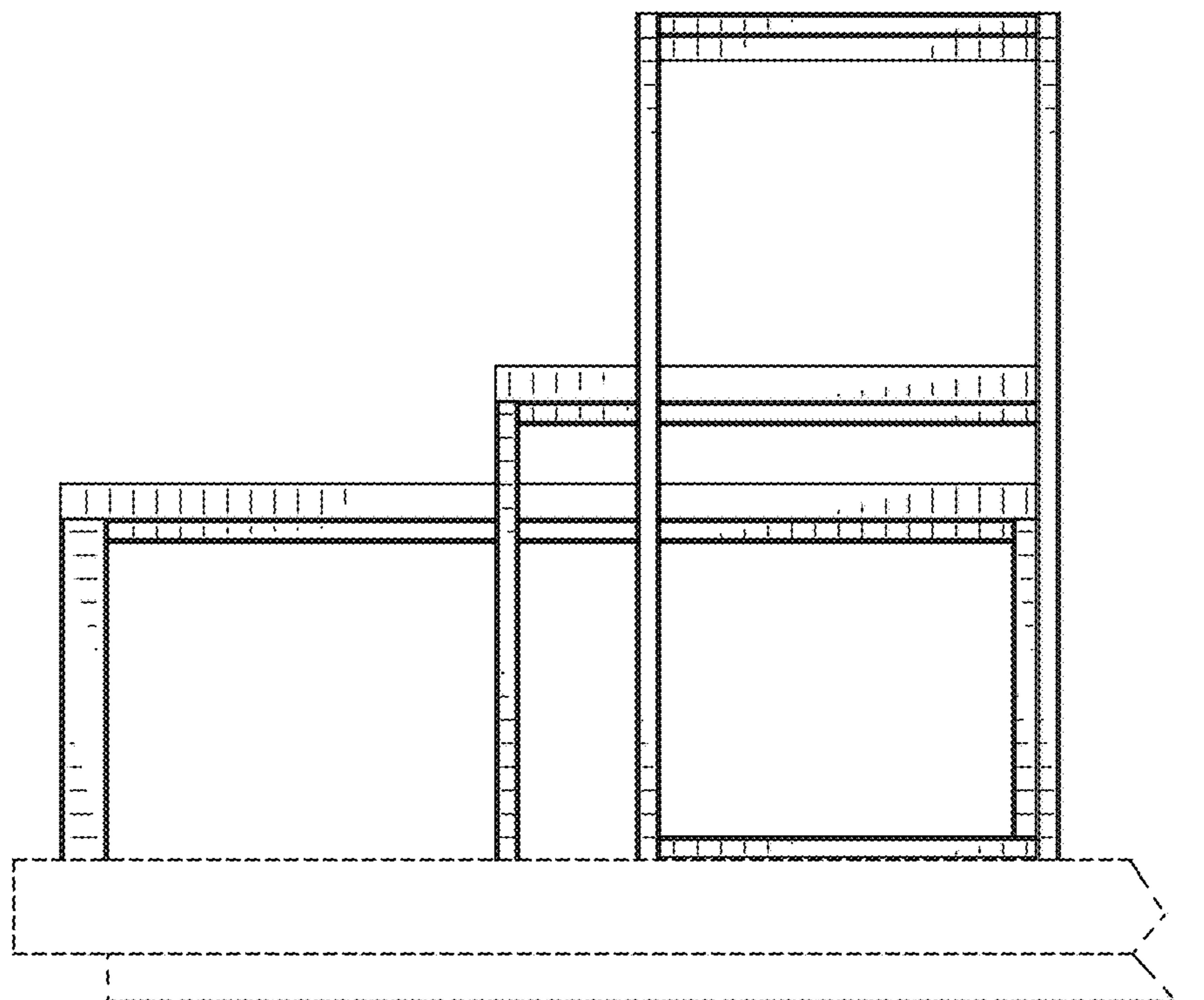


Fig. 5

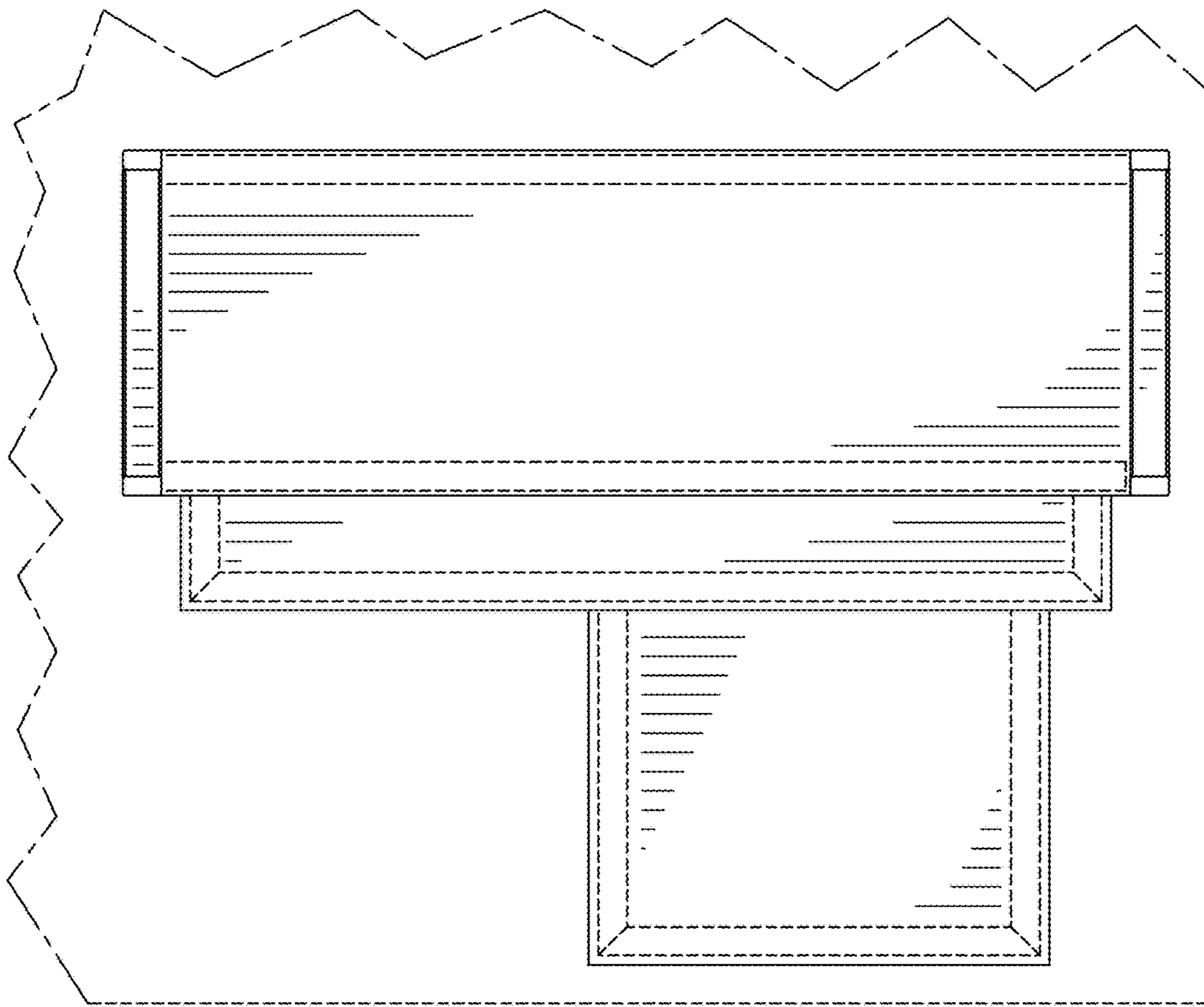


Fig. 6