



US00D777480S

(12) **United States Design Patent**
Anderson

(10) **Patent No.:** **US D777,480 S**
(45) **Date of Patent:** **** Jan. 31, 2017**

- (54) **SHELVING**
- (71) Applicant: **TAIWAN SHIN YEH ENTERPRISE CO., LTD.**, Chia-Yi (TW)
- (72) Inventor: **Kyle Anderson**, Elgin, IL (US)
- (73) Assignee: **Taiwan Shin Yeh Enterprise Co., Ltd.**, Chia-Yi (TW)
- (**) Term: **15 Years**
- (21) Appl. No.: **29/531,668**
- (22) Filed: **Jun. 29, 2015**
- (51) **LOC (10) Cl.** **06-06**
- (52) **U.S. Cl.**
USPC **D6/675.2**
- (58) **Field of Classification Search**
USPC D6/396-397, 449, 465, 468,
475,D6/510-511, 574, 705, 705.6, 707.19,
672,D6/675, 675.1, 675.2, 707; 211/34,
49.1, 211/85.26, 134; D3/304, 315, 317;
108/91-93, 108/147.11, 158.11
CPC A47F 1/00; A47B 45/00; A47B 57/00
See application file for complete search history.

- D496,809 S * 10/2004 Dardashti D6/675.1
- D543,057 S * 5/2007 Grady D6/675.1
- D597,354 S 8/2009 Liss
- D637,427 S 5/2011 Troyner et al.
- D677,094 S * 3/2013 Mansor D6/566
- 8,443,992 B2 5/2013 Lawson et al.
- D683,983 S * 6/2013 Troyner D6/675.2
- D701,405 S * 3/2014 Pace D6/675.2
- D742,141 S * 11/2015 Fitzgerald D6/675.1
- D742,150 S * 11/2015 Fitzgerald D6/705.6
- 2004/0079714 A1 * 4/2004 Andrew H01M 2/1077
211/49.1
- 2004/0221772 A1 * 11/2004 Narkis A47B 57/588
108/60
- 2004/0237853 A1 * 12/2004 Sholz A47B 57/40
108/107
- 2005/0103734 A1 * 5/2005 Saltzberg A47B 57/50
211/187
- 2012/0000871 A1 1/2012 Troyner et al.

* cited by examiner

Primary Examiner — Kelley Donnelly

(74) *Attorney, Agent, or Firm* — Dinsmore & Shohl LLP

(57) **CLAIM**

The ornamental design for shelving, as shown and described.

DESCRIPTION

FIG. 1 is a perspective view of shelving incorporating the claimed design from the upper left hand side; FIG. 2 is a front perspective view of the claimed design; FIG. 3 is a right perspective view of the claimed design; FIG. 4 is a left perspective view of the claimed design; FIG. 5 is a rear perspective view of the claimed design; FIG. 6 is a top perspective elevation view of the claimed design; and, FIG. 7 is a bottom plan view of the claimed design.

1 Claim, 6 Drawing Sheets

(56) **References Cited**

U.S. PATENT DOCUMENTS

- 644,880 A * 3/1900 Vanderman A47B 3/10
108/59
- 3,039,621 A * 6/1962 Pilcher A47B 57/485
108/107
- 4,513,669 A * 4/1985 Steinke A47B 57/48
108/107
- D363,841 S * 11/1995 Nourse D6/675.1
- 5,463,966 A * 11/1995 Nilsson F16B 12/34
108/110
- D448,209 S * 9/2001 Sadler D6/675.1

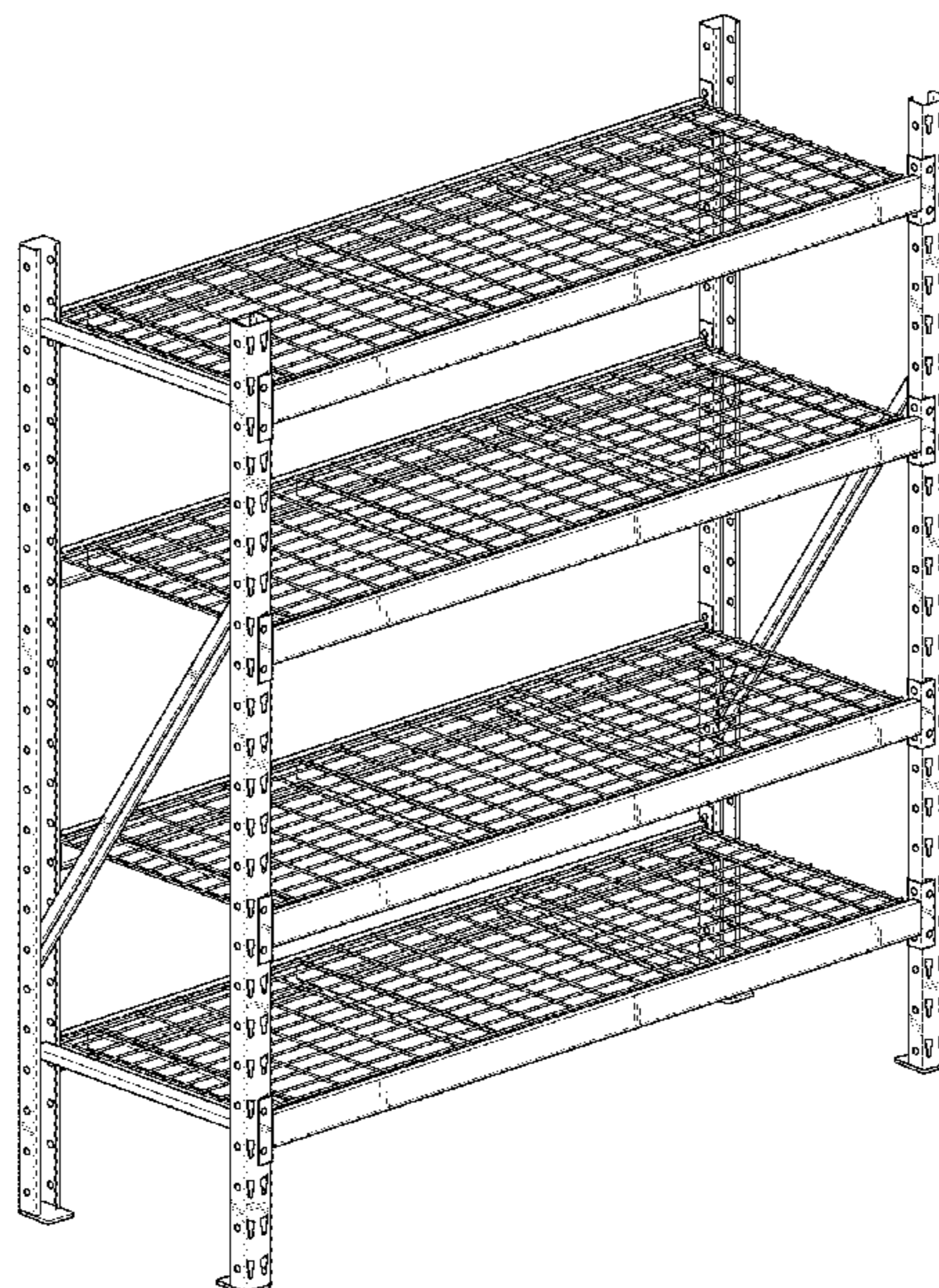
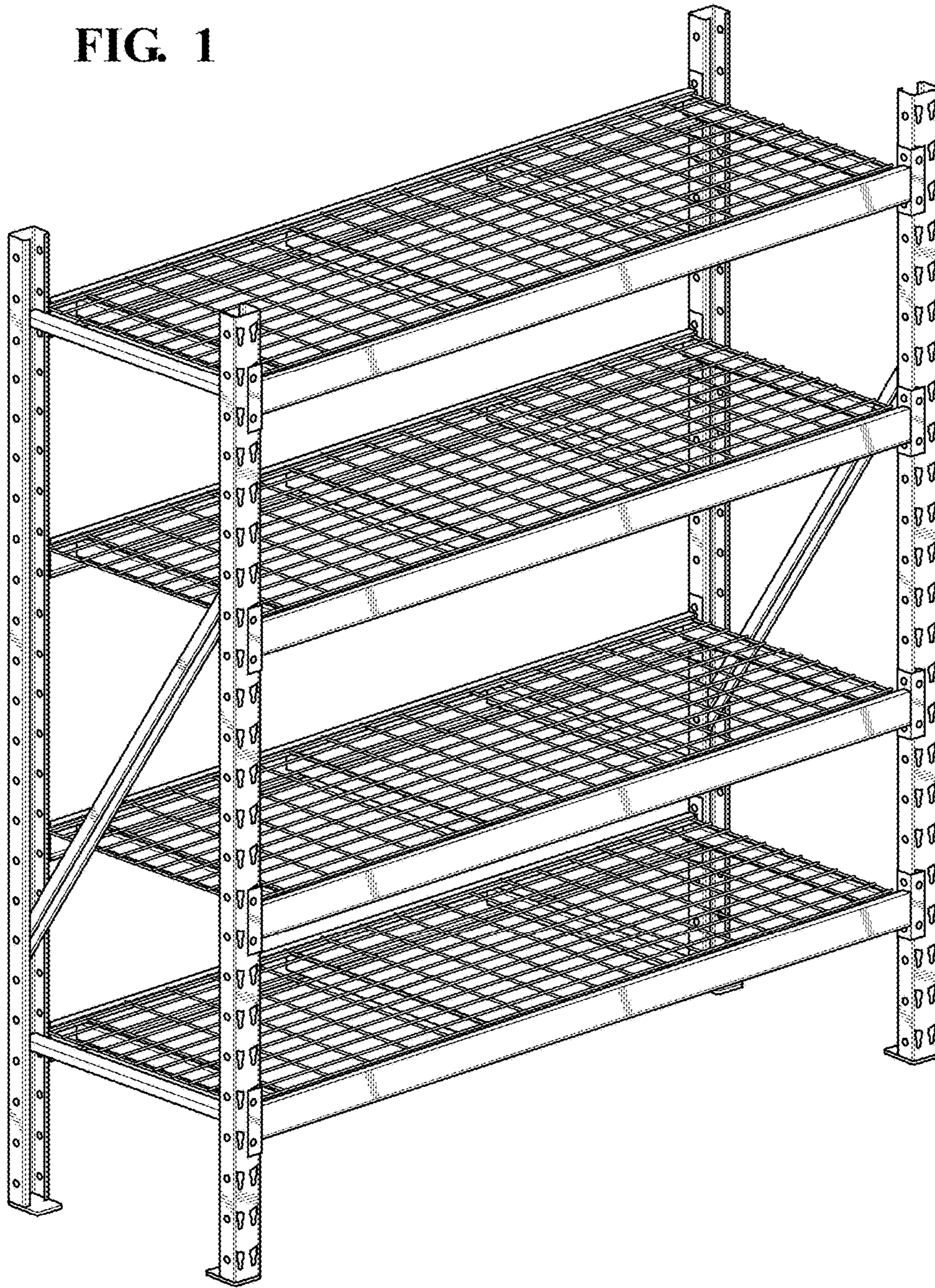


FIG. 1






FIG. 2

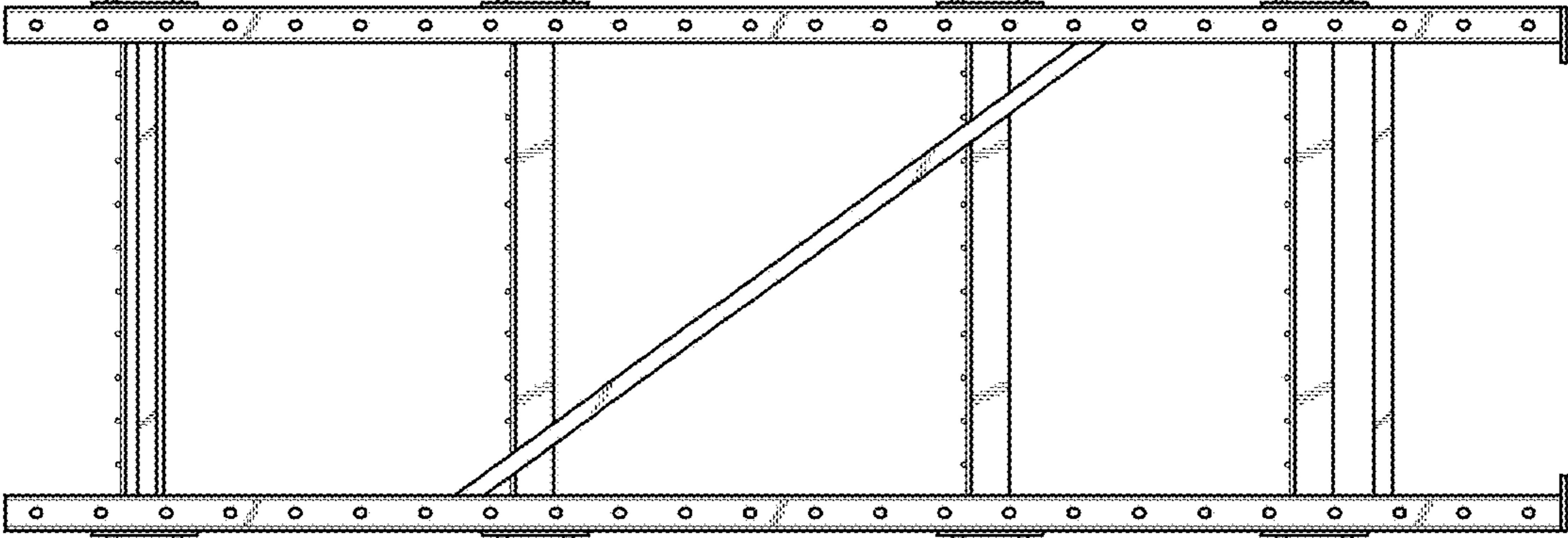


FIG. 3

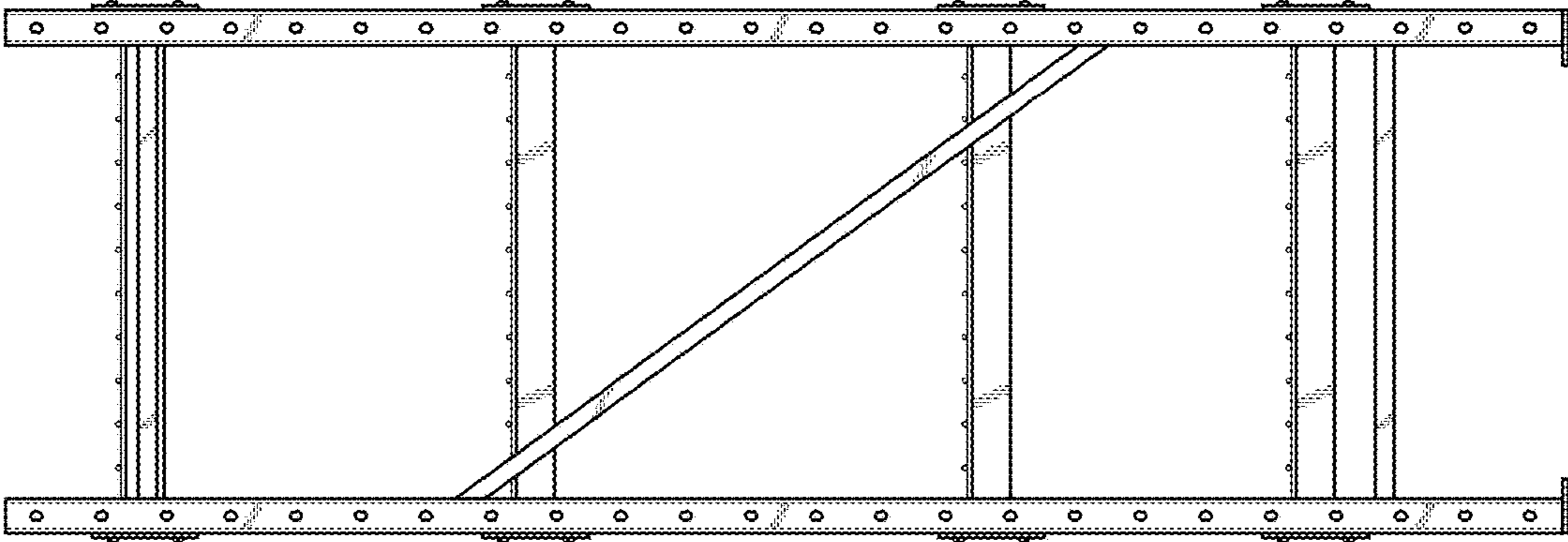


FIG. 4

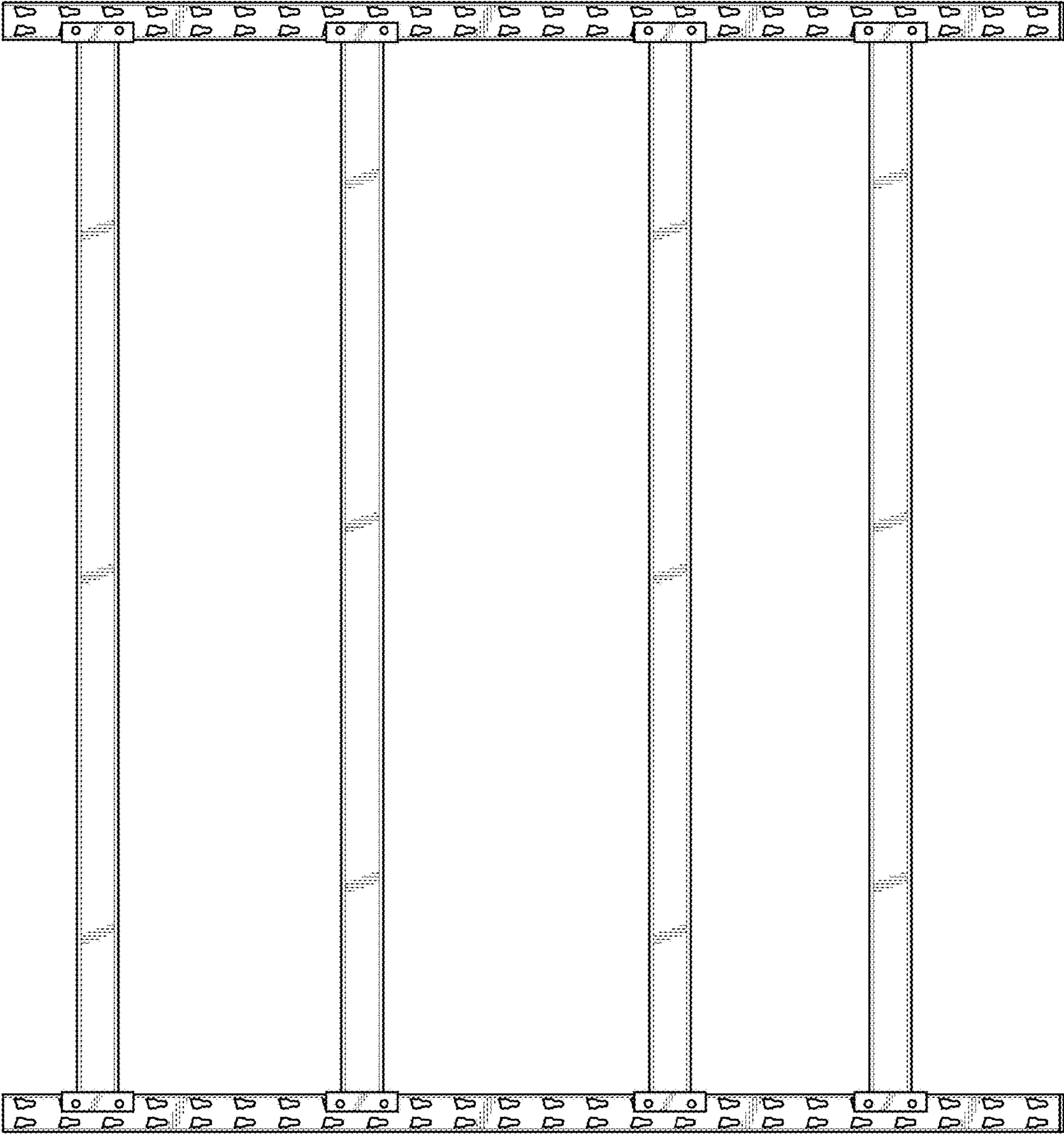


FIG. 5




FIG. 6




FIG. 7