



US00D777460S

(12) **United States Design Patent**
Martell et al.

(10) **Patent No.:** **US D777,460 S**
(45) **Date of Patent:** **** Jan. 31, 2017**

- (54) **STRUCTURED QUEUING ASSEMBLY**
- (71) Applicant: **Target Brands, Inc.**, Minneapolis, MN (US)
- (72) Inventors: **Timothy J. Martell**, Brooklyn Park, MN (US); **Enzo Vardaro**, Montreal (CA)
- (73) Assignee: **Target Brands, Inc.**, Minneapolis, MN (US)

3,776,521 A * 12/1973 Weinert E01F 13/022
256/24
3,834,092 A 9/1974 Whisson
4,134,564 A * 1/1979 Hanna G09F 15/006
108/110
4,145,031 A * 3/1979 Baker, II E04H 17/1413
256/65.14

(Continued)

(**) Term: **14 Years**

(21) Appl. No.: **29/506,840**

(22) Filed: **Oct. 21, 2014**

(51) **LOC (10) Cl.** **06-06**

(52) **U.S. Cl.**
USPC **D6/332**

(58) **Field of Classification Search**
USPC D6/332; D25/58
CPC E04B 2/74; E04B 2/7401; E04B 2/7405;
E04B 2/7407; E04B 2/7416; E04B
2/7422; E04B 2/7433; E04B
2/7437; E04B 2/76; E04B 2/766; E04B
2/7809; E04B 2002/7487; E04B 2/7438;
A47B 2220/02; A47G 5/00; E04H
17/163; A47F 5/0815; E01F 13/02; E01F
13/022; E01F 13/04; G09F 15/00; G09F
15/0037

See application file for complete search history.

(56) **References Cited**

U.S. PATENT DOCUMENTS

- D135,362 S * 3/1943 Myers D25/156
- 3,171,543 A 3/1965 Nelson et al.
- 3,224,153 A * 12/1965 Berman E04B 2/7453
52/775
- 3,370,389 A 2/1968 Macaluso
- 3,371,454 A 3/1968 Anderson

OTHER PUBLICATIONS

Post-N-Panel Systems (on-line), dated Nov. 29, 2011. Retrieved from Internet Sep. 22, 2016, URL: <https://web.archive.org/web/20111129005108/http://www.visiontron.com/prod-crowd-rigid-post-n-panel.asp> (2 pages).*

(Continued)

Primary Examiner — Vy Koenig

Assistant Examiner — Kimberly Barnes

(74) *Attorney, Agent, or Firm* — Leanne Taveggia Farrell; Westman, Champlin & Koehler, P.A.

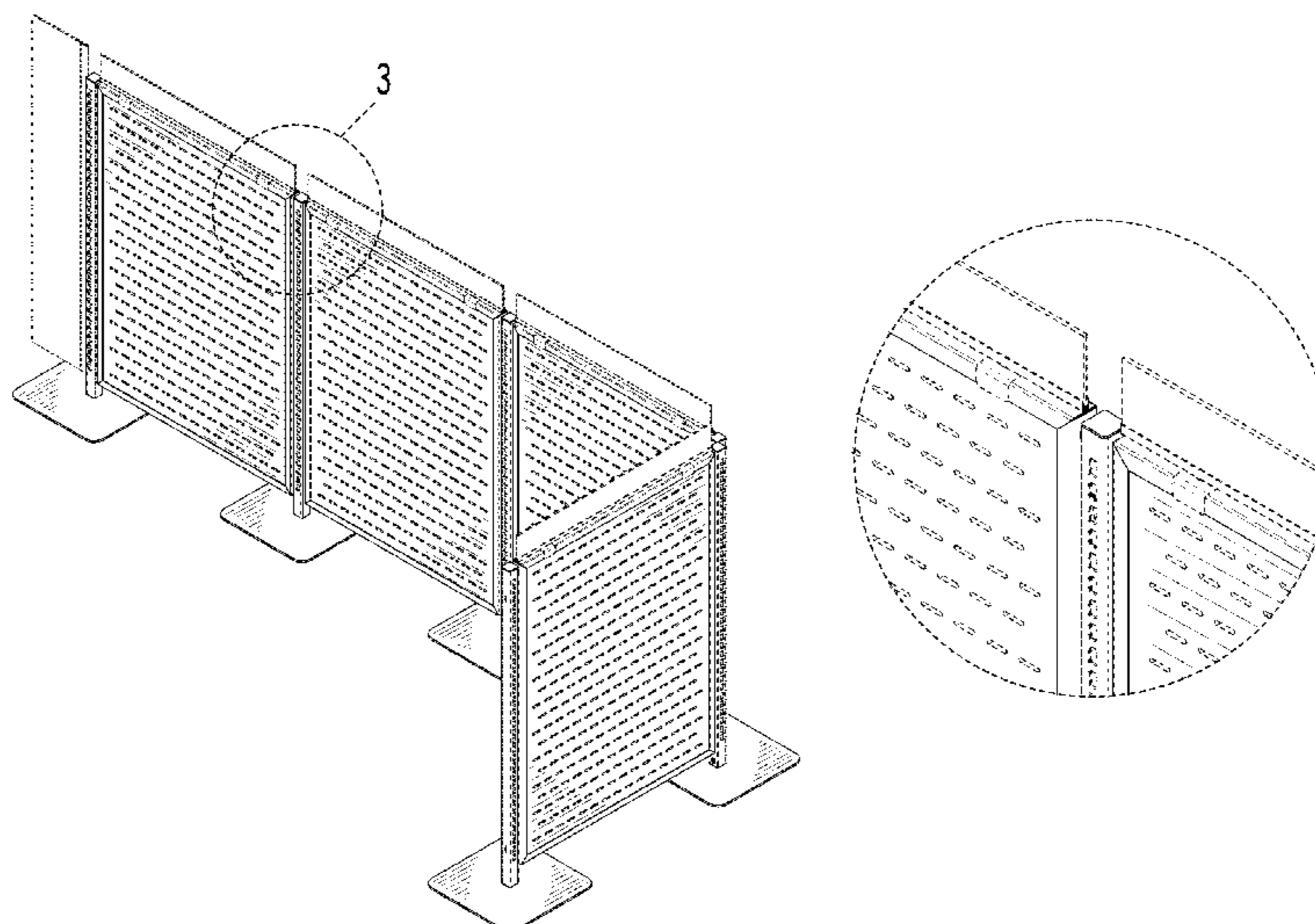
(57) **CLAIM**

The ornamental design for a structured queuing assembly, as shown and described.

DESCRIPTION

FIG. 1 is a front perspective view of a structured queuing assembly showing our new design;
FIG. 2 is a back perspective view thereof;
FIG. 3 is a partial enlarged view of FIG. 2;
FIG. 4 is a front elevation view thereof;
FIG. 5 is a back elevation view thereof;
FIG. 6 is a left side elevation view thereof;
FIG. 7 is a right side elevation view thereof; and,
FIG. 8 is a top elevation view thereof.
The broken lines shown in the drawings are included for purposes of illustrating portions of the structured queuing assembly that form no part of the claimed design.

1 Claim, 6 Drawing Sheets



(56)

References Cited

U.S. PATENT DOCUMENTS

4,373,570 A 2/1983 Nussdorf et al.
 D312,177 S 11/1990 Walter et al.
 D315,651 S 3/1991 Citterio et al.
 D319,152 S 8/1991 Walter
 5,402,999 A * 4/1995 Keehn, Sr. A63B 71/023
 160/135
 5,460,353 A * 10/1995 Rittenhouse A63B 71/028
 160/135
 5,967,214 A * 10/1999 Beretta E01F 13/022
 16/366
 D420,223 S 2/2000 Chipman et al.
 6,142,701 A * 11/2000 Falcon E01F 13/028
 160/24
 6,220,577 B1 * 4/2001 Ostrow E04G 21/3204
 256/65.14
 6,585,028 B2 7/2003 Verdicchio
 6,598,649 B1 7/2003 Moore et al.
 6,711,272 B2 * 3/2004 Rodgers F16M 11/04
 381/361
 6,712,118 B2 * 3/2004 Nussdorf G09F 15/0068
 160/351
 6,751,914 B2 * 6/2004 Zeh A47B 83/001
 108/60
 D496,798 S * 10/2004 Berg D6/332
 6,830,236 B2 * 12/2004 Augusto de
 Lorenzo E01F 13/028
 256/1
 7,051,884 B2 * 5/2006 Dick A47F 5/0815
 211/70.6
 7,217,061 B2 * 5/2007 Stratton E01F 13/028
 160/24

7,516,946 B2 4/2009 Fumagalli
 7,530,540 B2 5/2009 Long et al.
 D602,713 S 10/2009 Stukenberg
 7,614,196 B2 * 11/2009 McConnell B32B 5/22
 160/327
 7,874,090 B2 1/2011 Flagg
 8,162,638 B2 * 4/2012 Stott B28B 7/002
 249/112
 8,371,460 B2 2/2013 Ghatikar et al.
 8,549,779 B2 10/2013 Ceurvels
 8,561,355 B2 * 10/2013 Canavarro E04B 2/7416
 248/231.41
 8,656,617 B2 2/2014 Ceurvels
 8,656,648 B2 2/2014 Liegeois et al.
 8,979,418 B2 * 3/2015 Whiteley E01F 13/022
 404/35
 9,254,051 B2 * 2/2016 McPhillips G09F 15/00
 2008/0277639 A1 * 11/2008 Huang E04H 17/168
 256/24
 2009/0293391 A1 12/2009 DeVore
 2010/0295007 A1 * 11/2010 Preston E01F 13/022
 256/31
 2012/0261632 A1 * 10/2012 Bertucat E01F 13/022
 256/26
 2014/0149242 A1 5/2014 Turner, Jr. et al.
 2015/0033648 A1 * 2/2015 Hobeyn E04B 2/7435
 52/241

OTHER PUBLICATIONS

Lozier product brochure, "Impulse Queuing," dated 2014, 15 pages.
 Lozier product installation instructions, "Impulse Queuing 90
 Degree Corner Unit," dated 2014, 1 page.

* cited by examiner

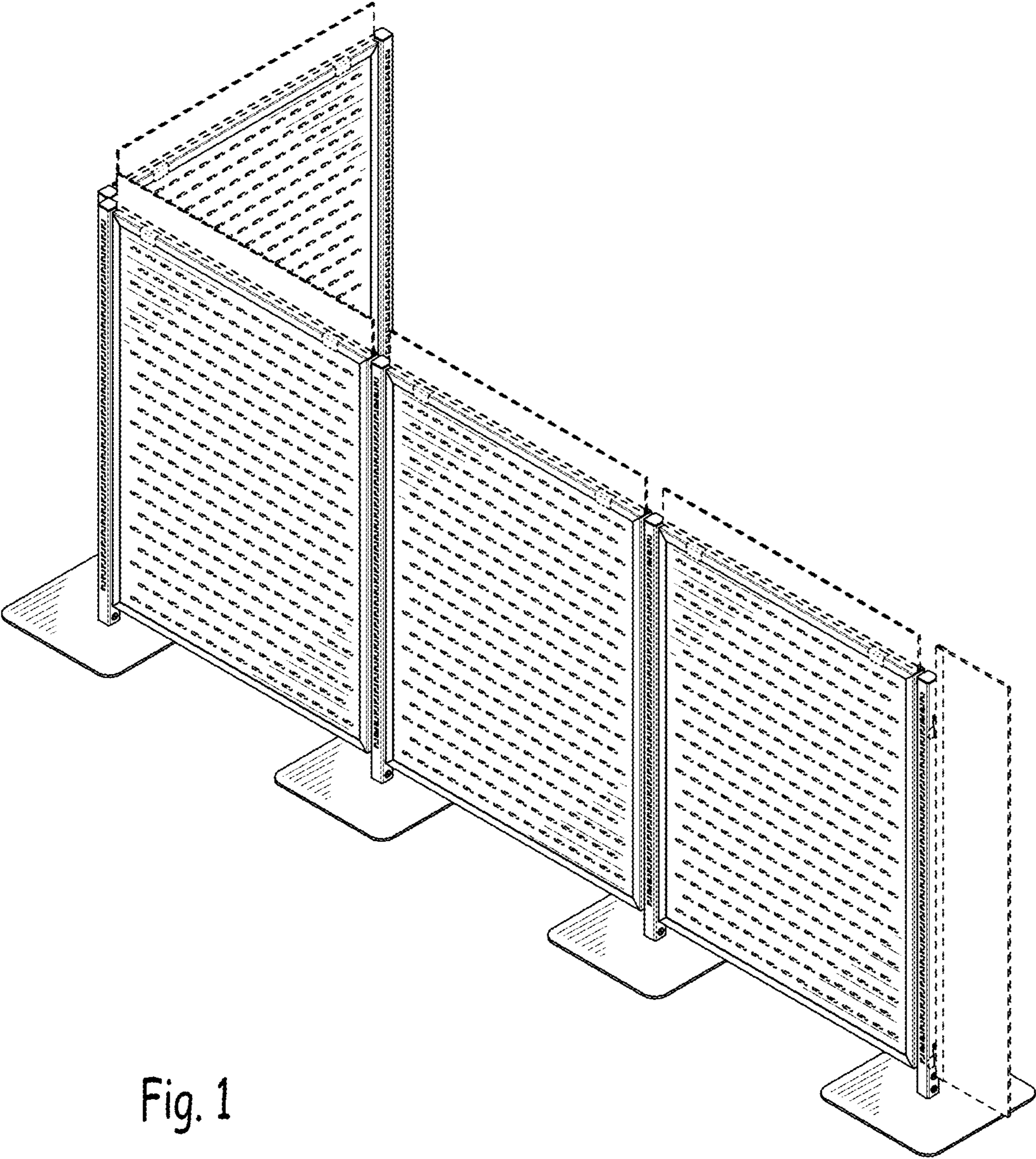


Fig. 1

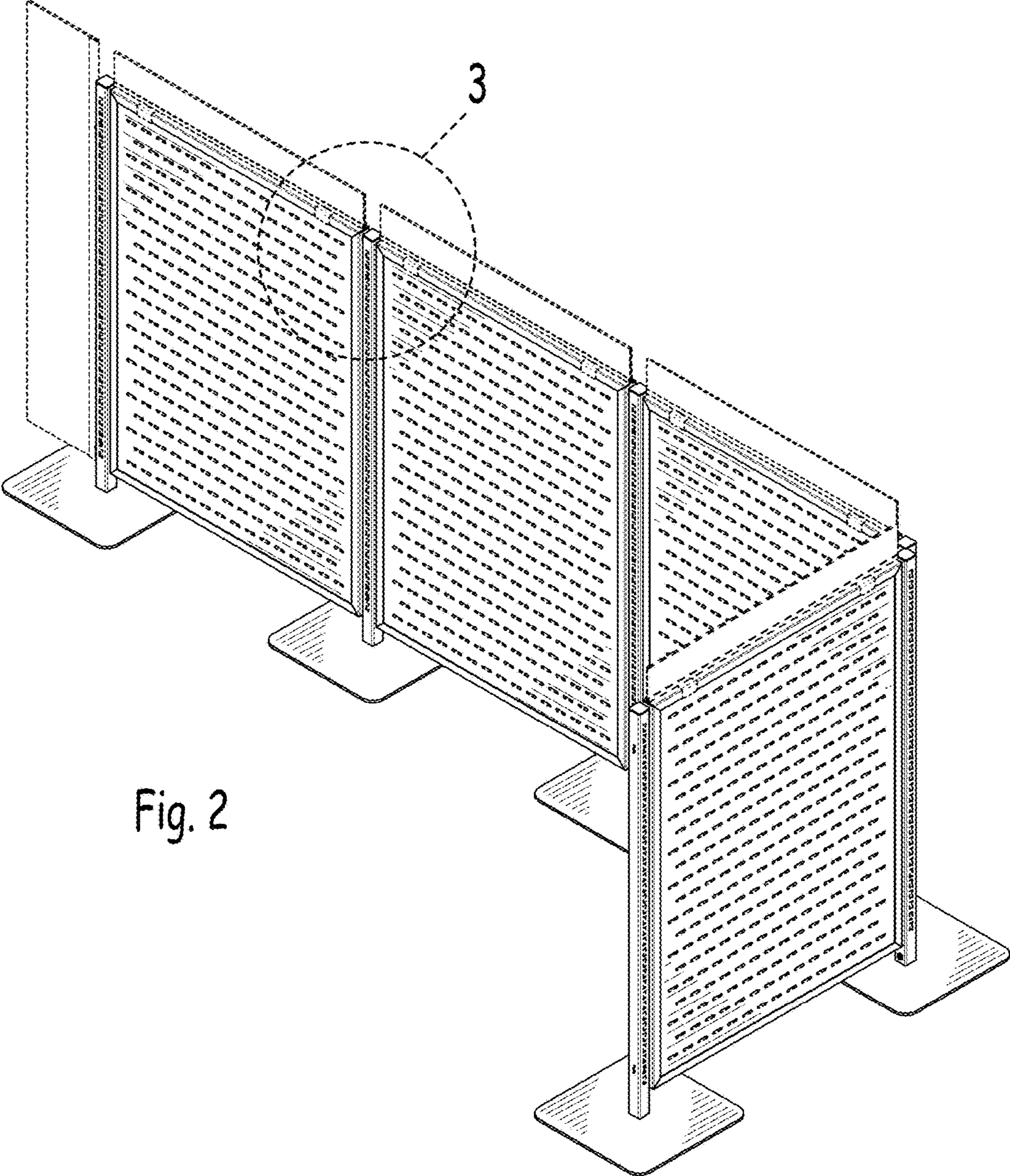


Fig. 2

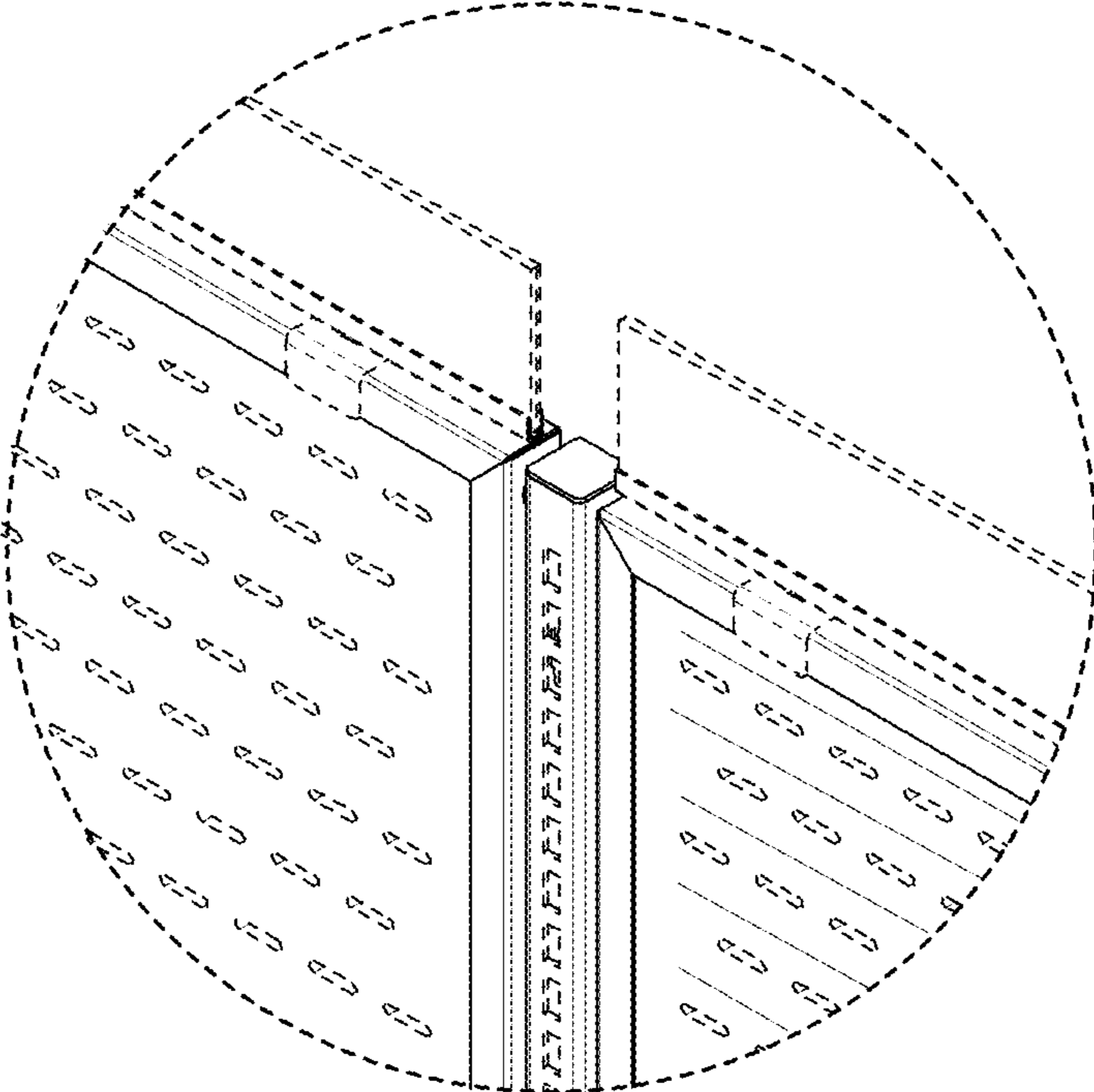


Fig. 3

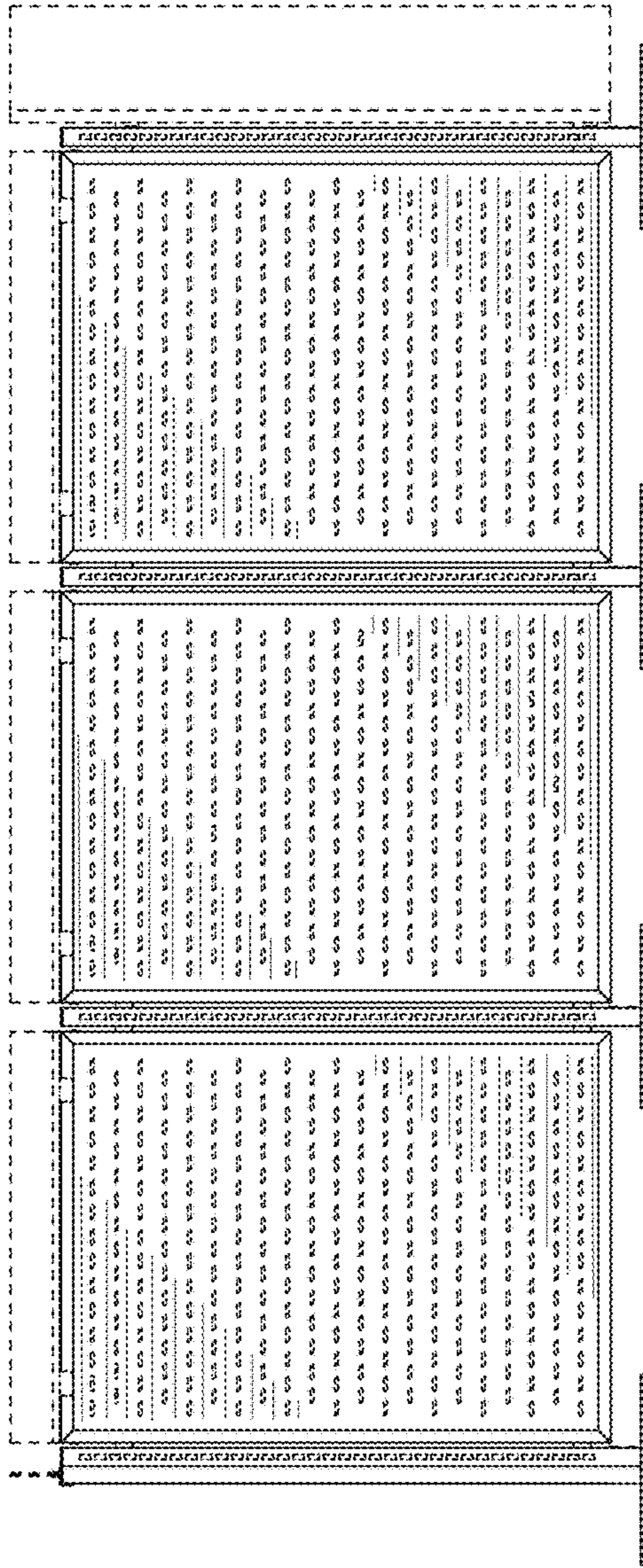


Fig. 4

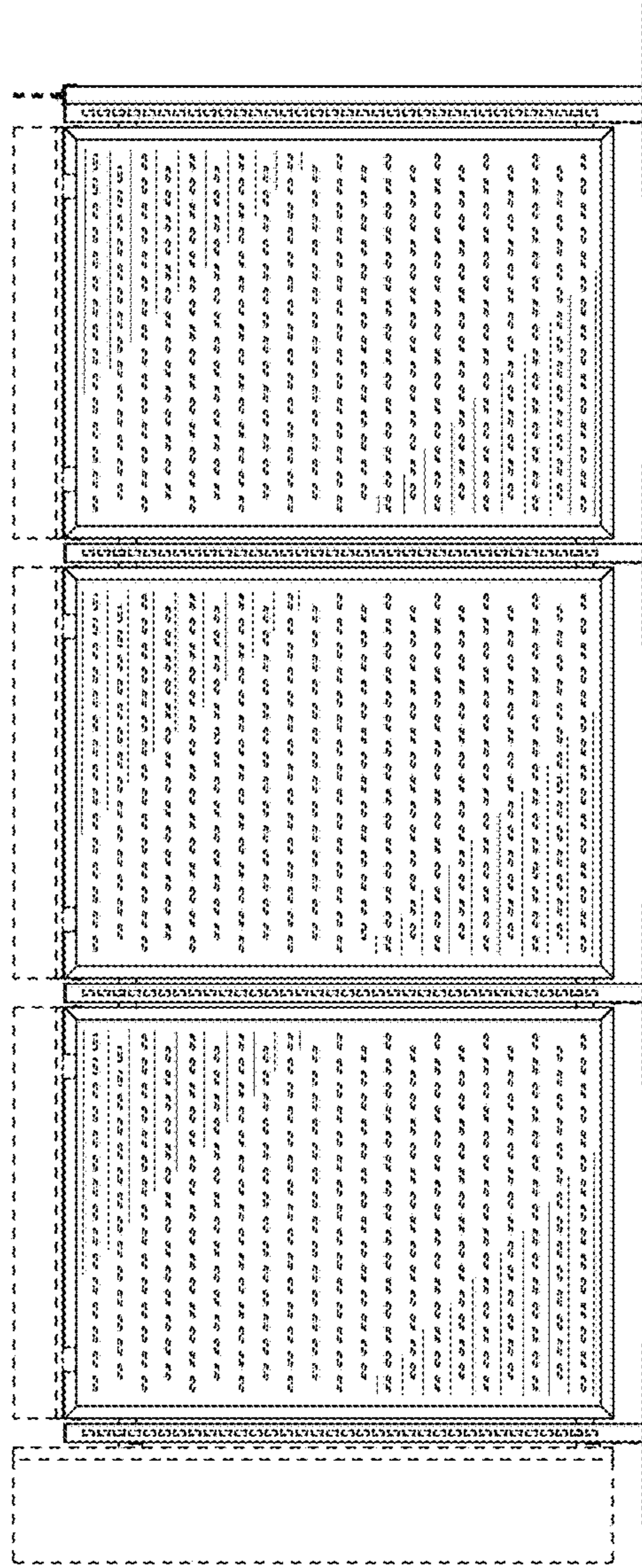


Fig. 5

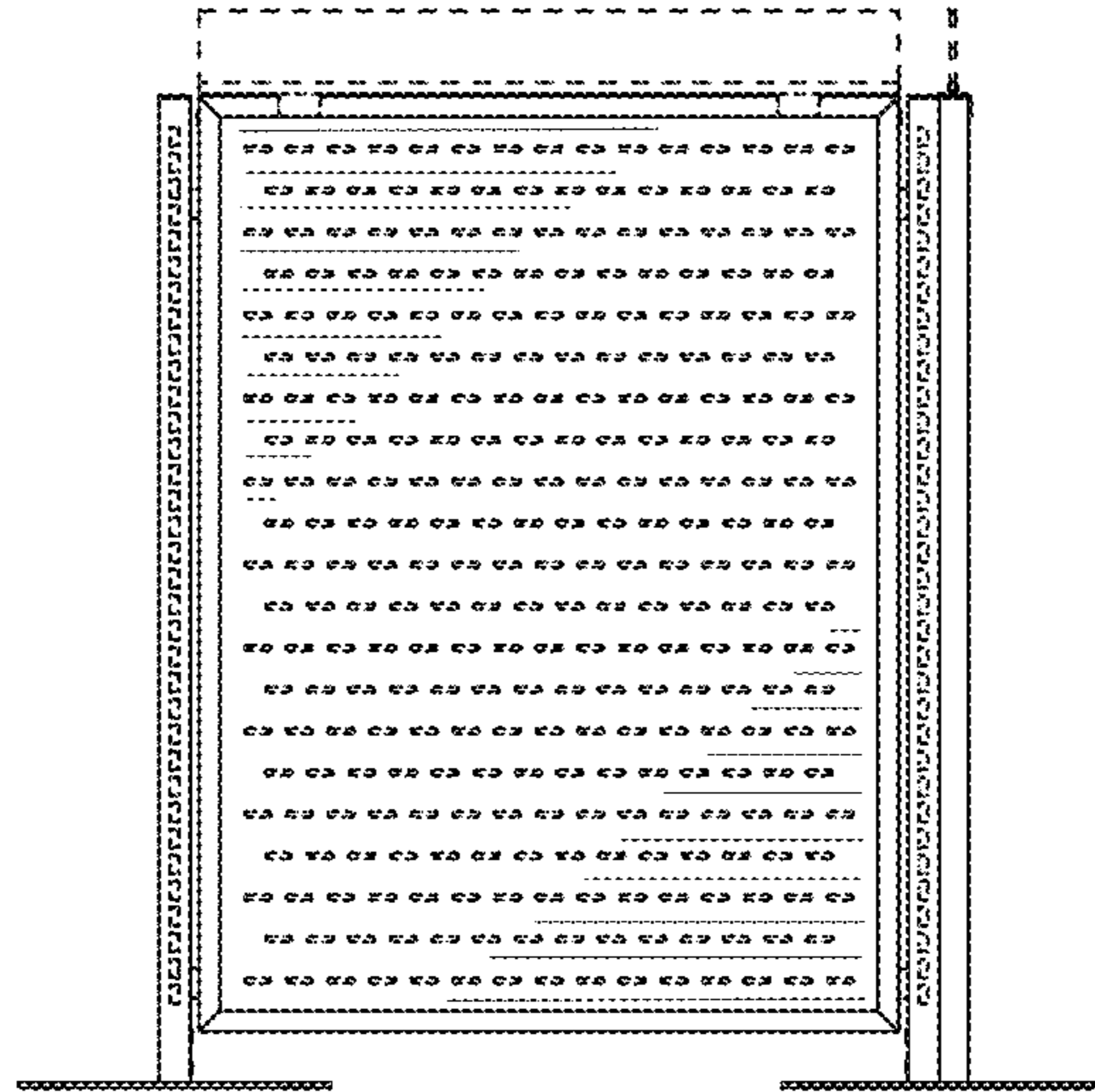


Fig. 6

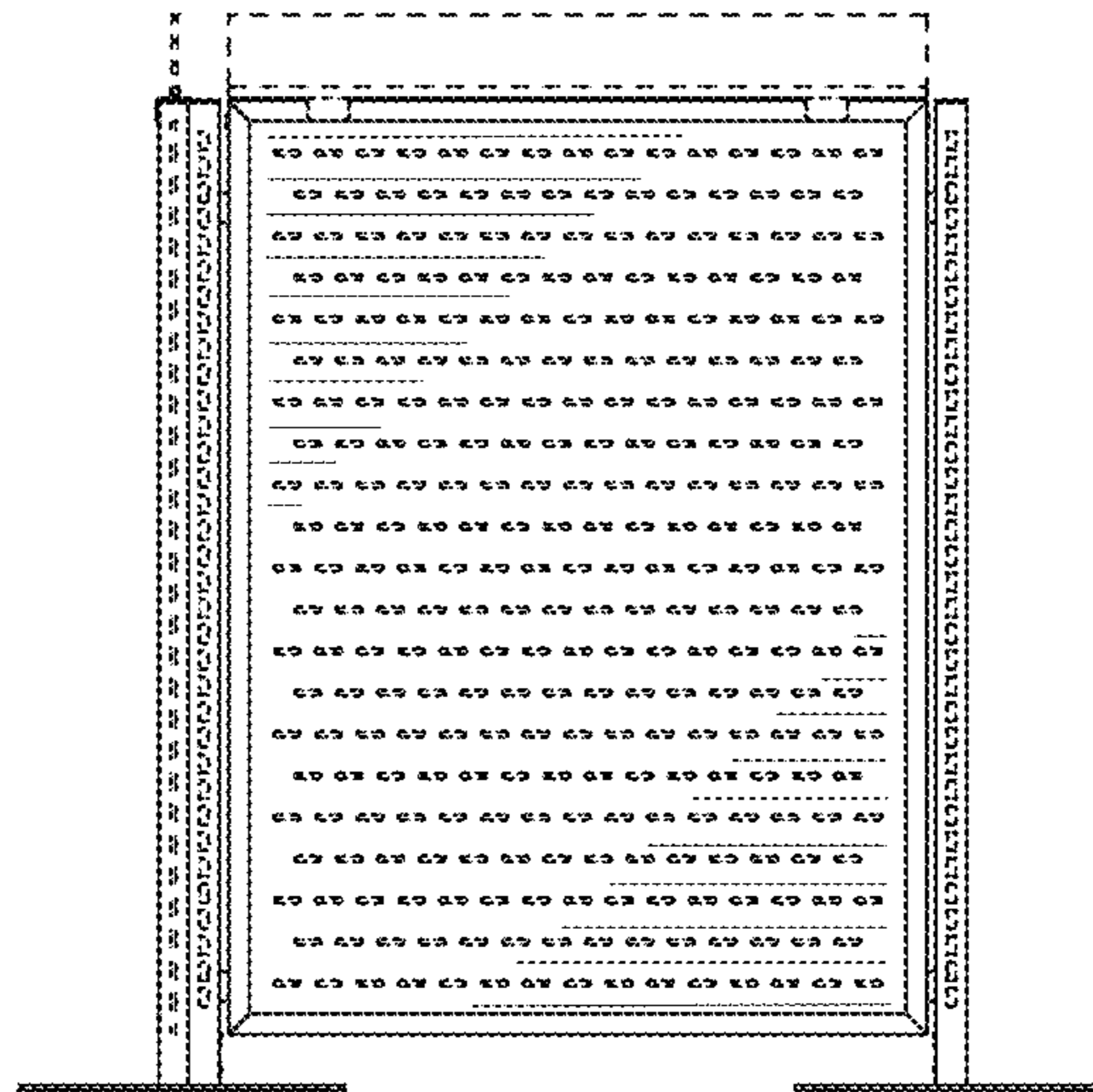


Fig. 7

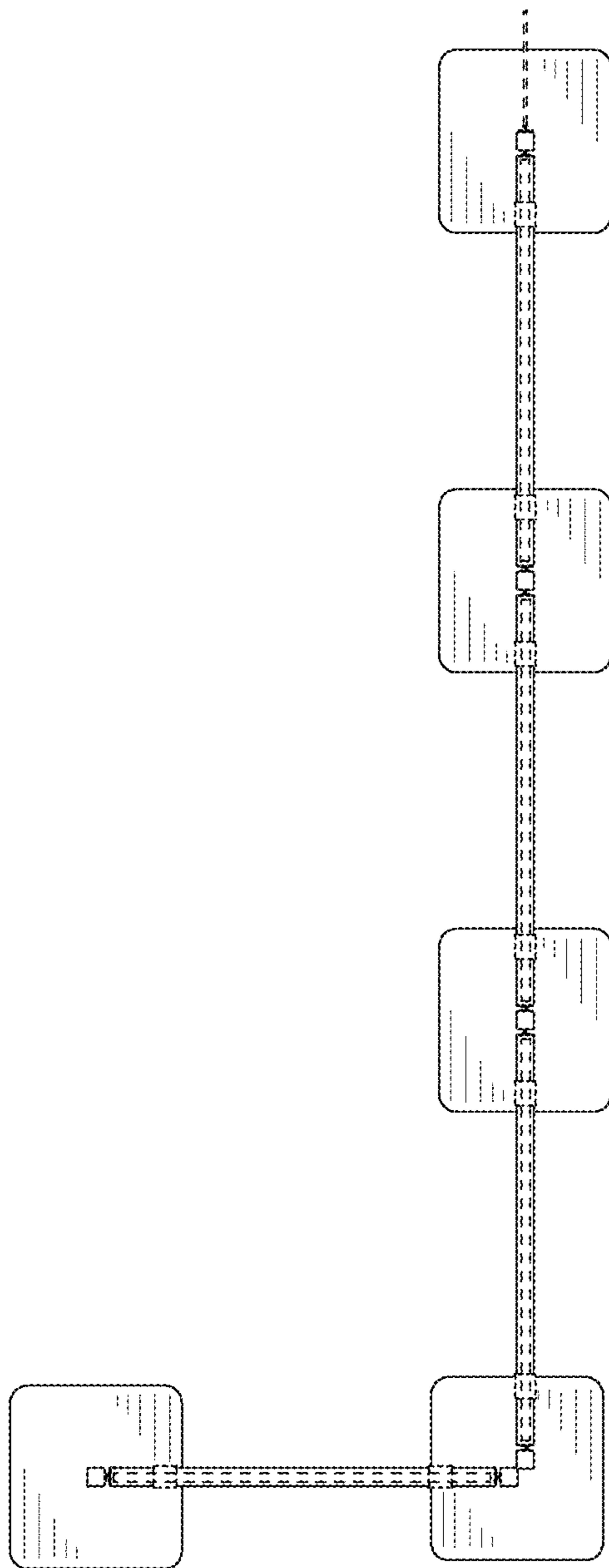


Fig. 8