



US00D777431S

(12) **United States Design Patent**
Duvigneau

(10) **Patent No.:** **US D777,431 S**
(45) **Date of Patent:** **** Jan. 31, 2017**

(54) **BASKET**

D463,666 S * 10/2002 Williamson D3/306
D655,088 S * 3/2012 Lee D3/306
D724,321 S * 3/2015 Liu D3/306

(71) Applicant: **CURVER Luxembourg Sarl,**
Nieder Korn (LU)

* cited by examiner

(72) Inventor: **Nikolai Duvigneau,** Zichron Yaacov
(IL)

Primary Examiner — Kelley Donnelly

(73) Assignee: **CURVER LUXEMBOURG SARL,**
Neidercorn (LU)

(74) *Attorney, Agent, or Firm* — Dorsey & Whitney LLP

(**) Term: **15 Years**

(57) **CLAIM**

(21) Appl. No.: **29/535,911**

The ornamental design for a basket, as shown and described.

(22) Filed: **Aug. 11, 2015**

(30) **Foreign Application Priority Data**

DESCRIPTION

Feb. 12, 2015 (IL) 56589

(51) **LOC (10) Cl.** **03-01**

(52) **U.S. Cl.**
USPC **D3/306**

(58) **Field of Classification Search**
USPC D3/304-309, 277; D32/36-37; D6/672-673
CPC ... A47B 73/00; A47B 47/008; A47B 47/0058;
B65D 21/0211
See application file for complete search history.

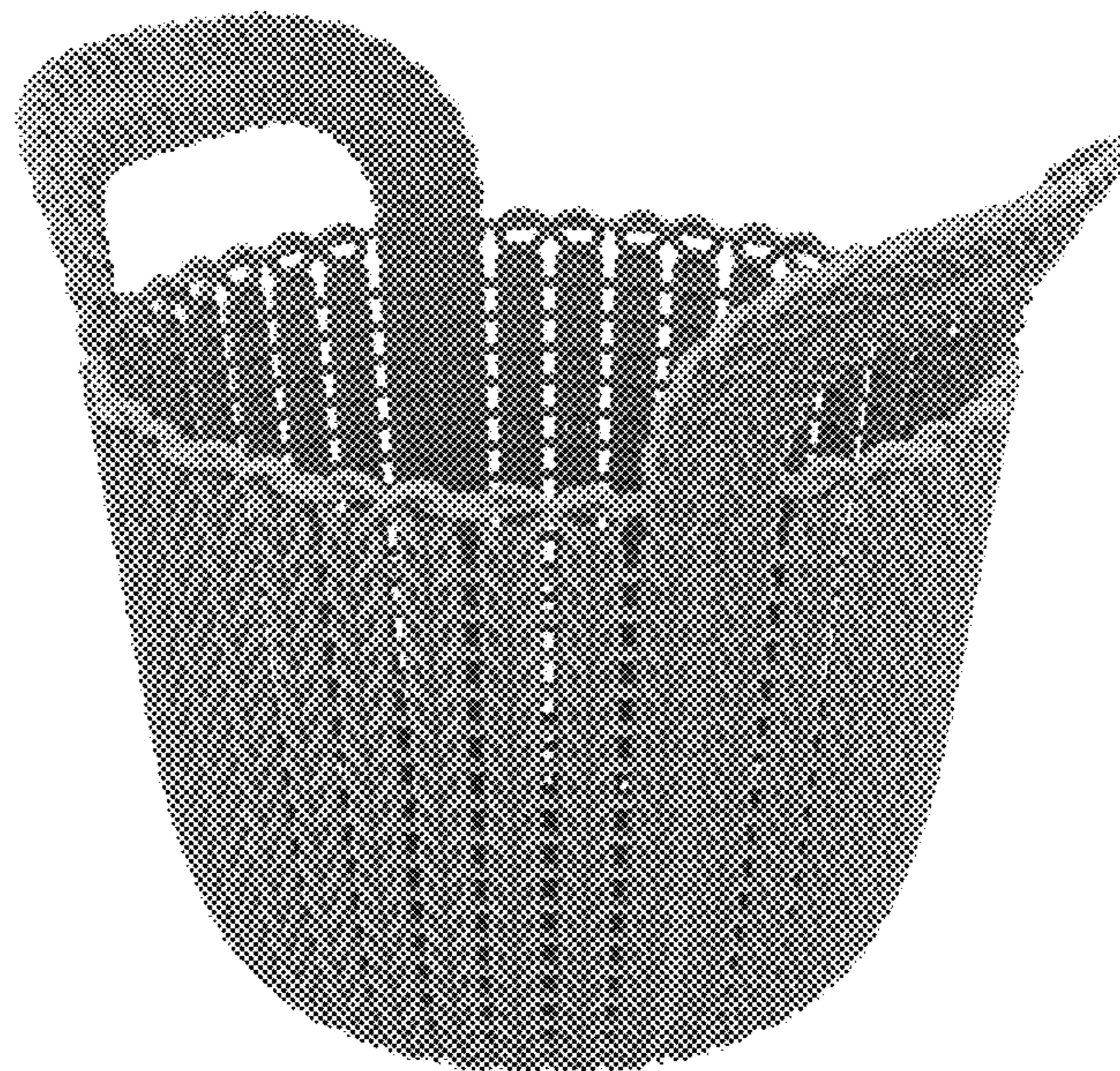
FIG. 1 is a top perspective view of a design for a basket;
FIG. 2 is a bottom perspective view of the basket shown in
FIG. 1;
FIG. 3 is a front elevational view of the basket shown in FIG.
1; the rear elevational view being identical;
FIG. 4 is a side elevational view of the basket shown in FIG.
1; the other side elevational view being identical;
FIG. 5 is a top perspective view of the basket shown in FIG.
1; and,
FIG. 6 is a bottom perspective view of the basket shown in
FIG. 1.

(56) **References Cited**

U.S. PATENT DOCUMENTS

1,917,903 A * 7/1933 Sargent B65D 25/24
217/122
D421,323 S * 2/2000 Douglas D32/37
D446,016 S * 8/2001 Dinan D3/306

1 Claim, 6 Drawing Sheets






FIG. 1




FIG. 2



FIG. 3



FIG. 4




FIG. 5




FIG. 6