



US00D777424S

(12) **United States Design Patent** (10) **Patent No.:** **US D777,424 S**  
**Rorrer et al.** (45) **Date of Patent:** **\*\* Jan. 31, 2017**

(54) **RIFLE SHOULDER HARNESS** 8,051,596 B1 \* 11/2011 Thomas, Jr. .... F41C 33/001  
224/150  
(71) Applicants: **Stanley Rorrer**, Lincoln, MO (US); 8,056,778 B1 11/2011 Michaux  
**Shirley Rorrer**, Lincoln, MO (US) 8,215,045 B2 7/2012 Mitchell  
D701,347 S 3/2014 Jestin  
(72) Inventors: **Stanley Rorrer**, Lincoln, MO (US); 8,813,408 B1 \* 8/2014 Knight, Sr. .... F41C 33/001  
**Shirley Rorrer**, Lincoln, MO (US) 224/149  
D756,106 S \* 5/2016 Reisbeck ..... D3/222

(\*\*) Term: **15 Years**

**FOREIGN PATENT DOCUMENTS**

(21) Appl. No.: **29/541,697**

WO WO2004001323 A1 12/2003

\* cited by examiner

(22) Filed: **Oct. 7, 2015**

*Primary Examiner* — Catheri Oliver-Garcia

(51) **LOC (10) Cl.** ..... **03-01**

(57) **CLAIM**

(52) **U.S. Cl.**  
USPC ..... **D3/222**

We claim the ornamental design for a rifle shoulder harness,  
as shown and described.

(58) **Field of Classification Search**  
USPC ..... D3/222–223; D29/101.2; 42/94;  
224/149–150, 602–603  
CPC ..... F41A 17/08; F41C 33/001; F41C 33/002;  
F41C 33/003  
See application file for complete search history.

**DESCRIPTION**

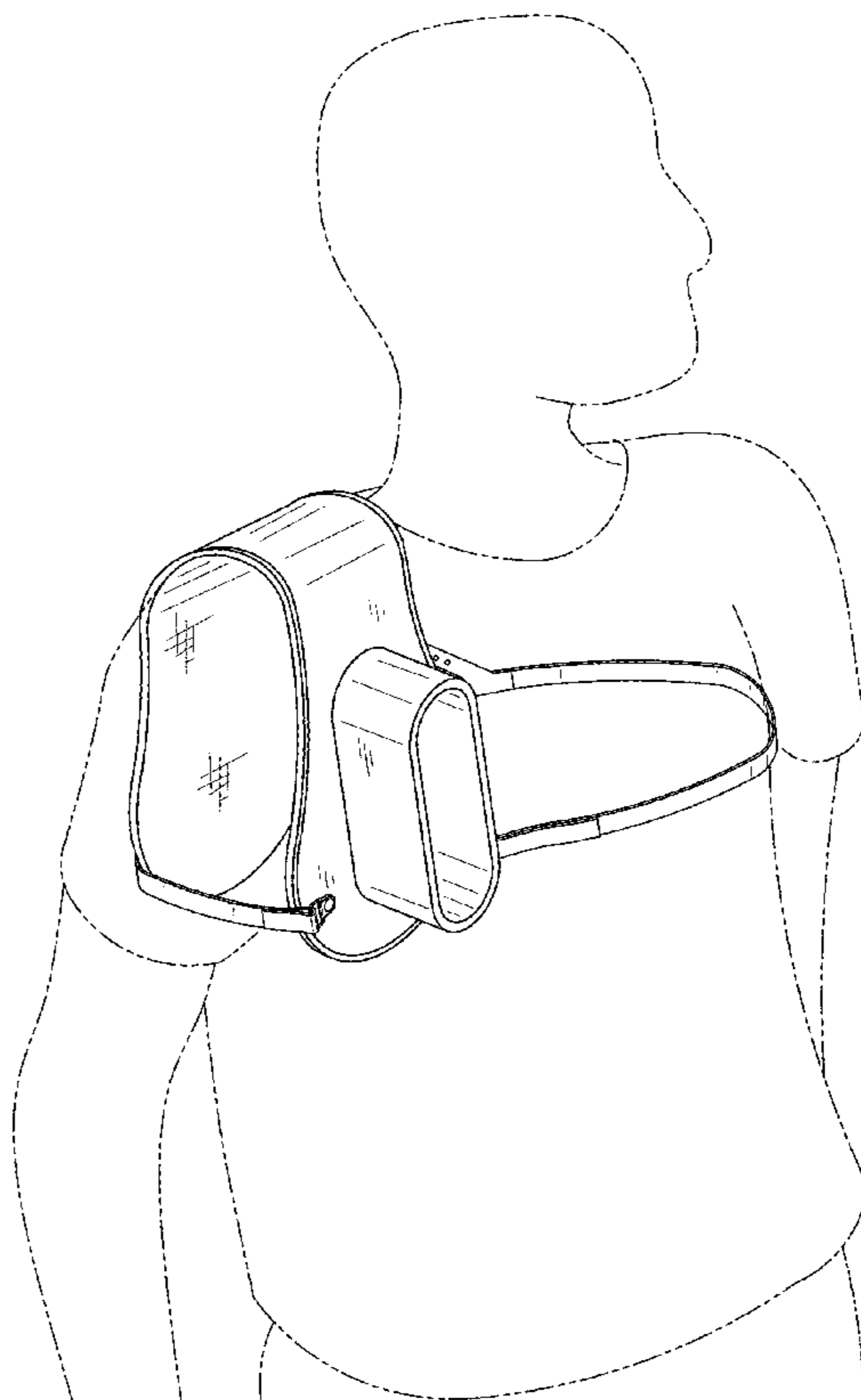
FIG. 1 is a front view of the rifle shoulder harness.  
FIG. 2 is a rear view of the claimed design.  
FIG. 3 is a left side view of the claimed design.  
FIG. 4 is a right side view of the claimed design.  
FIG. 5 is a top view of the claimed design.  
FIG. 6 is a bottom view of the claimed design; and,  
FIG. 7 is a perspective view of the claimed design.  
The broken lines representing a person in FIG. 7 are for  
illustrative purposes only and form no part of the claimed  
design. The remaining broken lines represent top stitching.

(56) **References Cited**

**U.S. PATENT DOCUMENTS**

4,243,165 A 1/1981 Schuler  
4,493,115 A 1/1985 Maier  
D304,977 S 12/1989 Pappas  
5,325,618 A \* 7/1994 Turner ..... F41A 17/08  
224/149  
7,506,470 B2 3/2009 Pereksta

**1 Claim, 5 Drawing Sheets**



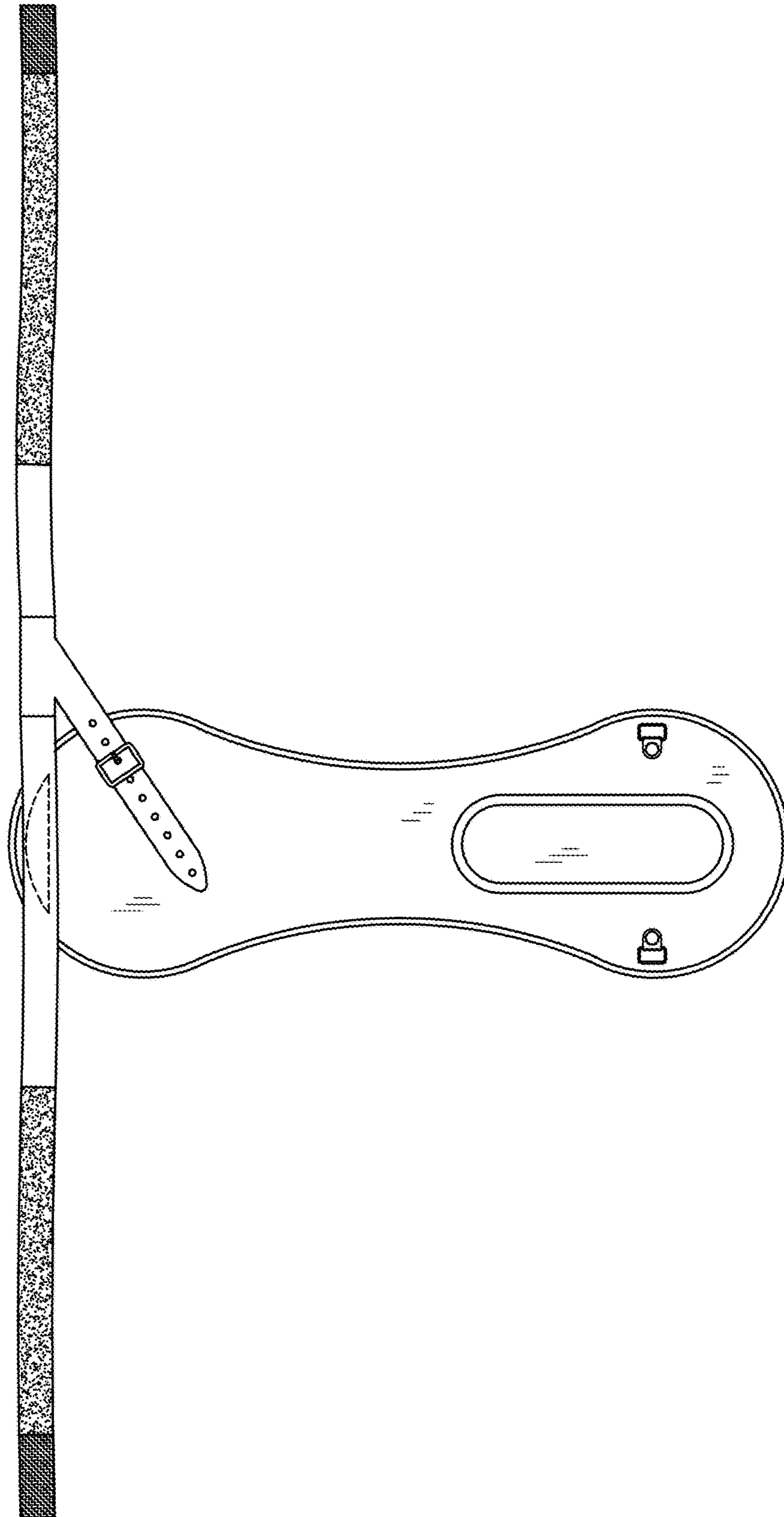


FIG. 1

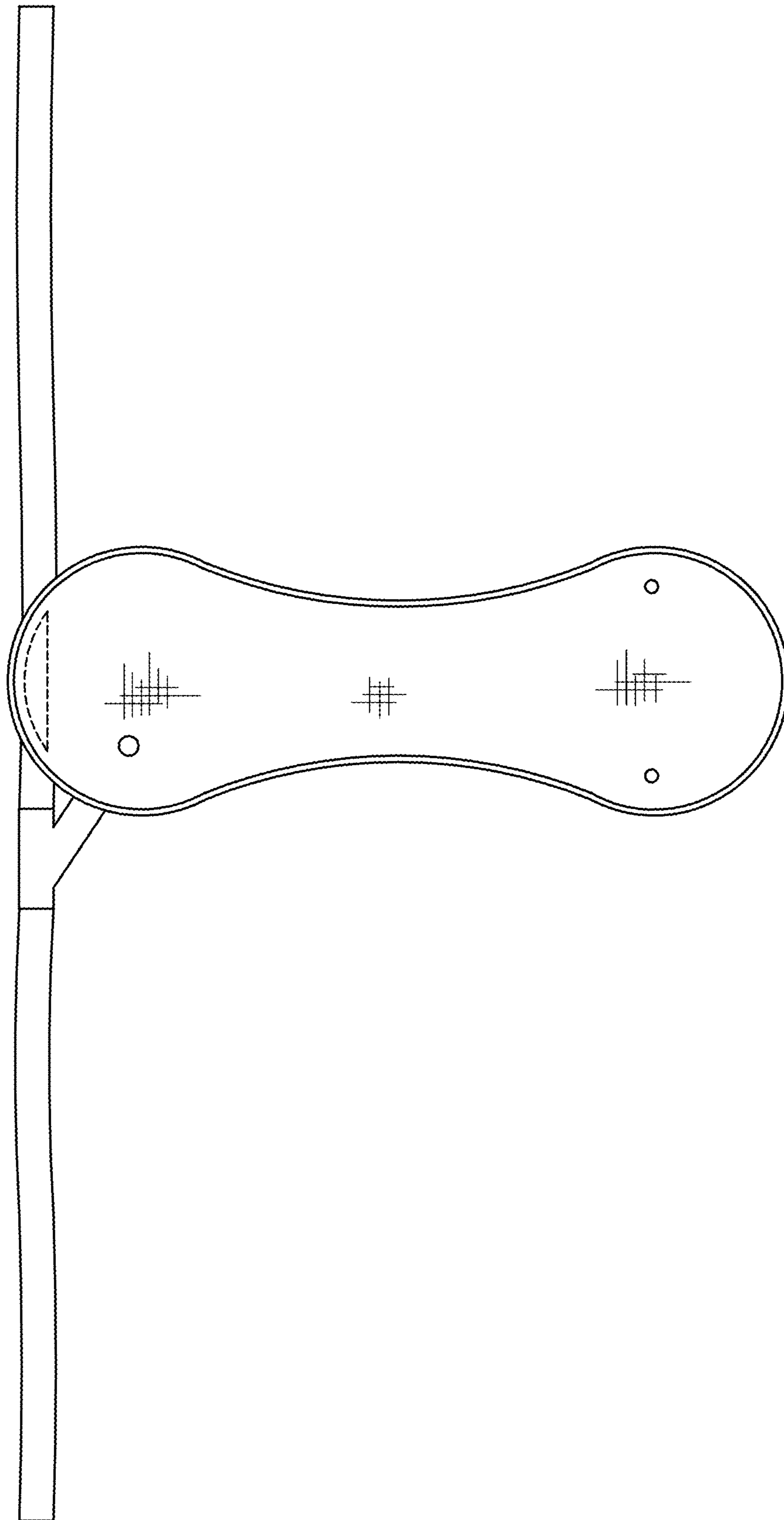


FIG. 2

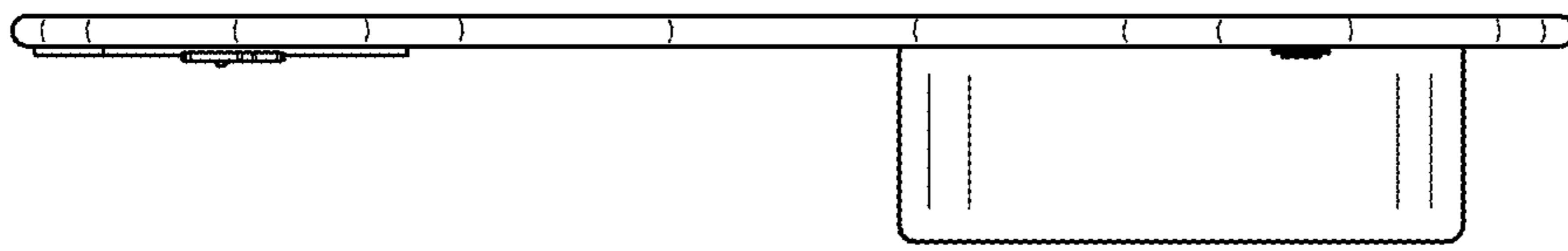


FIG. 4

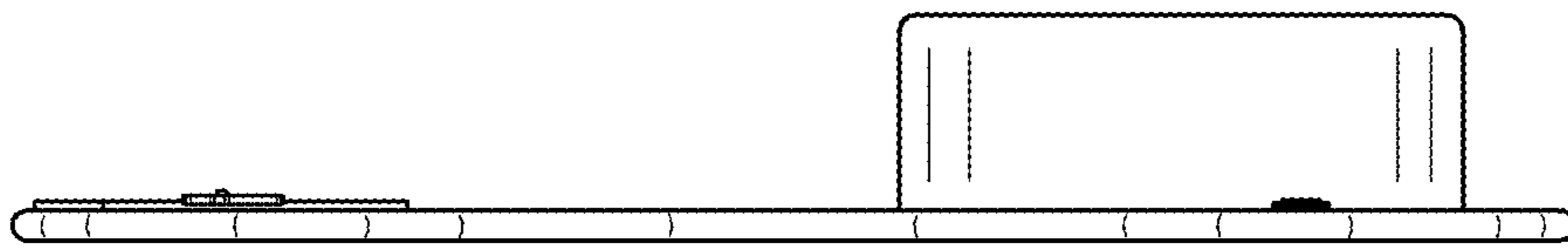


FIG. 3

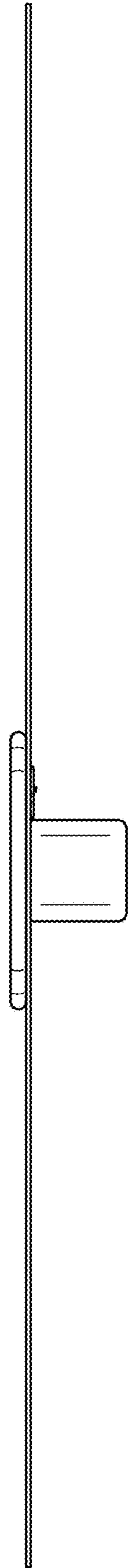


FIG. 5

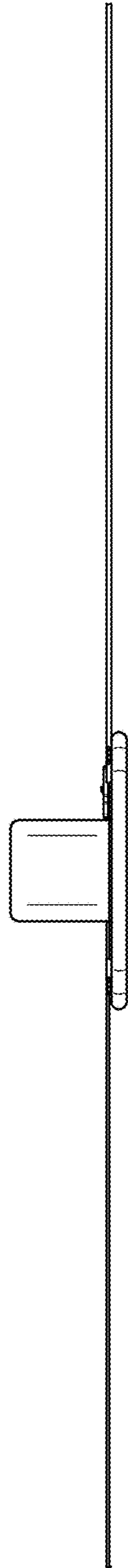


FIG. 6

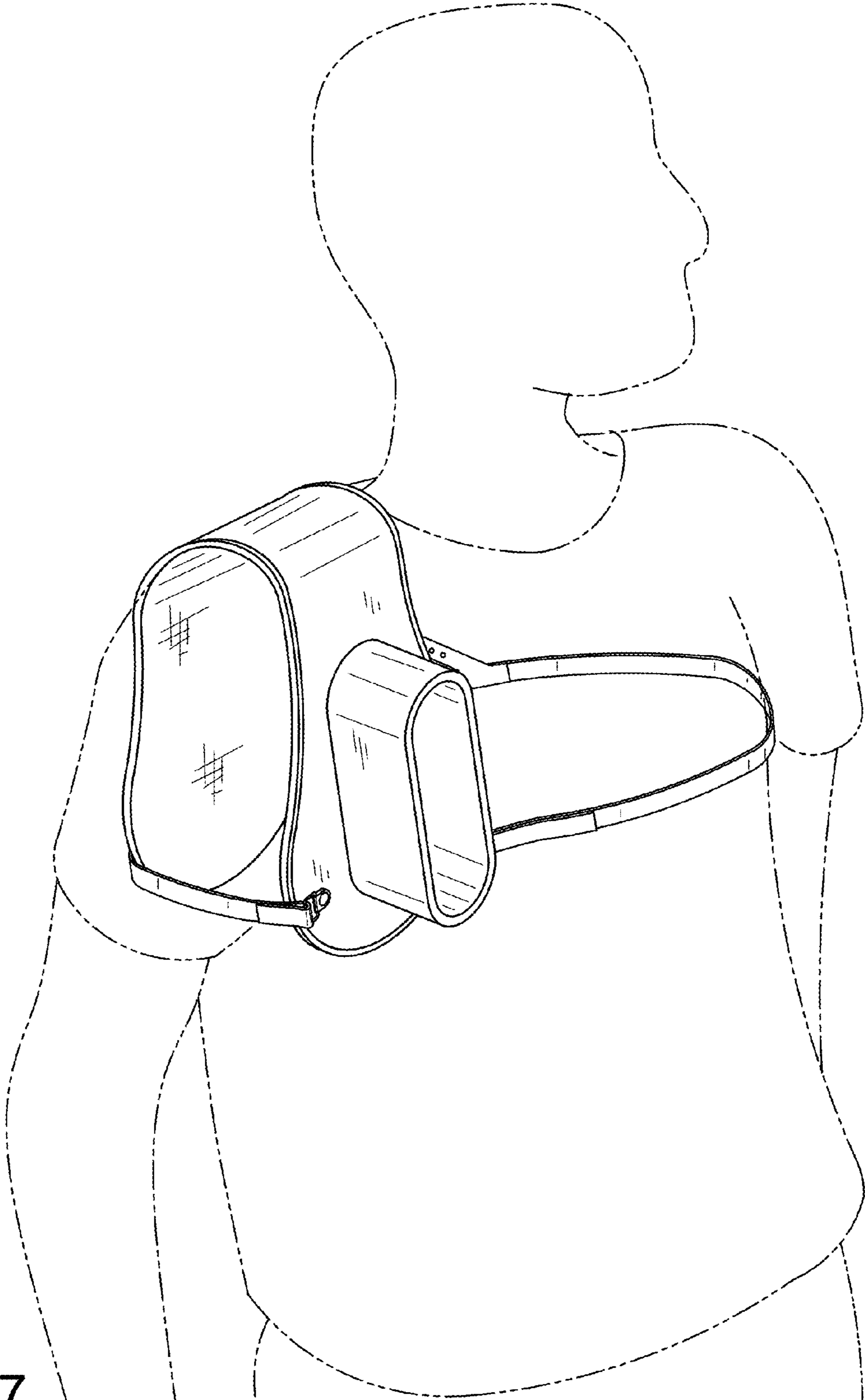


FIG. 7