



US00D777418S

(12) **United States Design Patent**
Chiang et al.

(10) **Patent No.:** **US D777,418 S**

(45) **Date of Patent:** **** Jan. 31, 2017**

(54) **SOCK**

(71) Applicant: **Plus Meditech Co., Ltd.**, Tainan (TW)

(72) Inventors: **Yueh-Hua Chiang**, Taipei (TW);
Kuo-Wei Lee, Taipei (TW)

(73) Assignee: **Plus Meditech Co., Ltd.**, Tainan (TW)

(**) Term: **15 Years**

(21) Appl. No.: **29/543,813**

(22) Filed: **Oct. 28, 2015**

(30) **Foreign Application Priority Data**

Jun. 18, 2015 (TW) 104303313

(51) **LOC (10) Cl.** **02-04**

(52) **U.S. Cl.**
USPC **D2/994**

(58) **Field of Classification Search**

USPC D2/980-994; D24/192; D29/121.2
CPC A41D 27/08; A43B 7/142; A43B 7/1425;
A43B 7/144; A43B 7/1445; A43B 7/22;
D04B 1/26; D04B 1/265; D04B
1/02; D04B 1/04; D04B 9/38; A41B
11/00; A41B 11/02

See application file for complete search history.

(56) **References Cited**

U.S. PATENT DOCUMENTS

D242,829 S * 12/1976 Connelly D2/985
D254,101 S * 2/1980 Gilbert D2/994
D414,326 S * 9/1999 Asakura D2/980
D426,376 S * 6/2000 Marshall D2/980
D627,147 S * 11/2010 Lambertz D2/994
D642,788 S * 8/2011 Schmidt D2/984

D643,208 S * 8/2011 Schmidt D2/984
D647,294 S * 10/2011 Thelin D2/981
D696,855 S * 1/2014 Knauer D2/980
D710,084 S * 8/2014 Roberts D2/988
D726,404 S * 4/2015 Hoane D2/994
2014/0331387 A1* 11/2014 Hennings A41B 11/003
2/239
2016/0081836 A1* 3/2016 Sawle A41B 11/007
602/28

* cited by examiner

Primary Examiner — George D Kirschbaum

Assistant Examiner — Jennifer Watkins

(74) *Attorney, Agent, or Firm* — LeClairRyan

(57) **CLAIM**

The ornamental design for a sock, as shown and described.

DESCRIPTION

FIG. 1 is a rear elevational view of the sock showing our new design;

FIG. 2 is a front elevational view thereof;

FIG. 3 is a right side elevational view thereof;

FIG. 4 is a left side elevational view thereof;

FIG. 5 is a top plan view thereof;

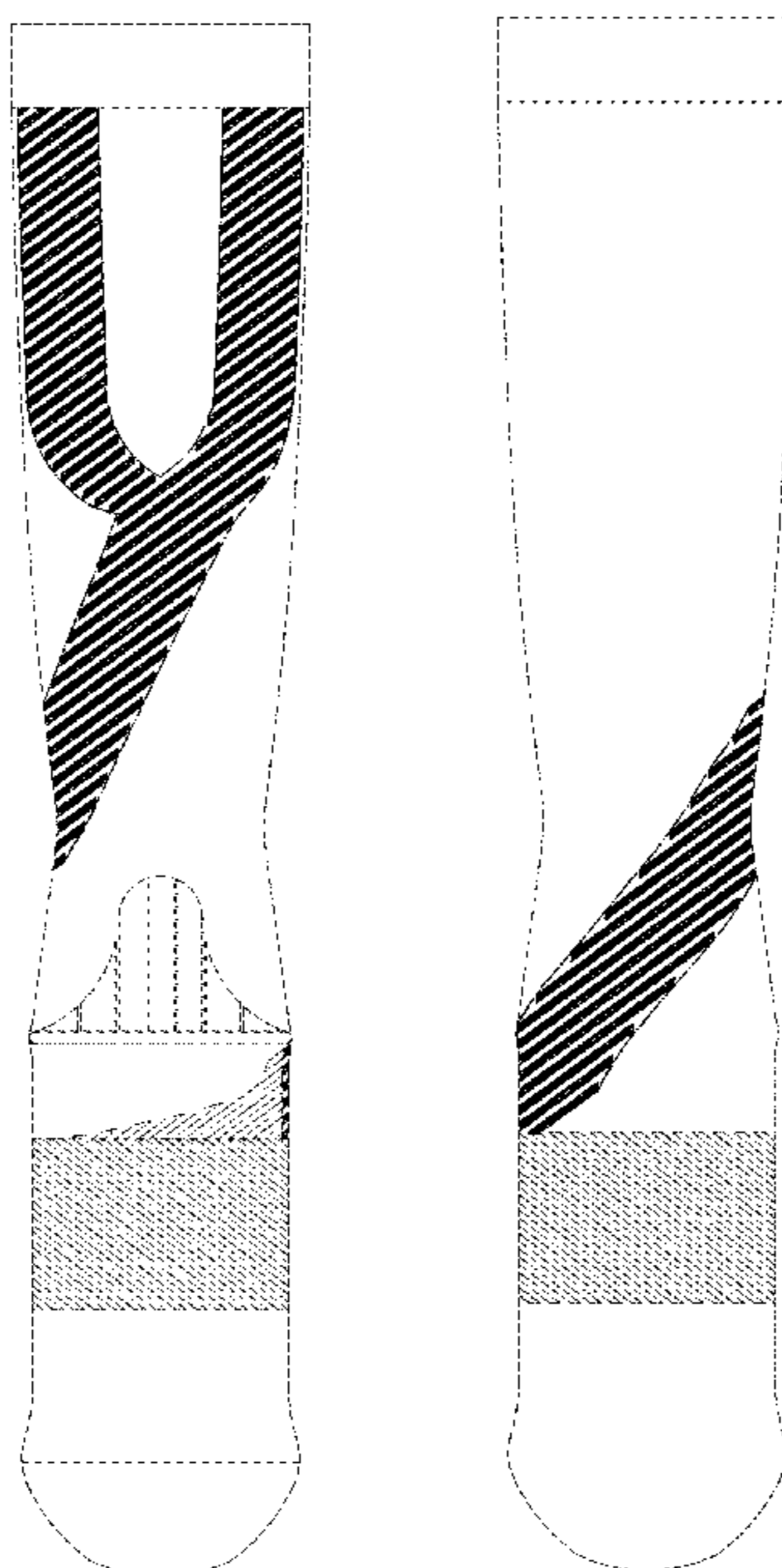
FIG. 6 is a bottom plan view thereof; and,

FIG. 7 is an enlarged view of FIG. 1, showing a bottom-right portion of the sock.

The dashed lines shown in FIGS. 1 to 7 are for illustrating portions of the article that form no part of the claimed design.

The dot-dash-dot lines shown in FIGS. 1, 2 and 7 are for defining bounds of the claimed design only and form no part of the claimed design.

1 Claim, 3 Drawing Sheets



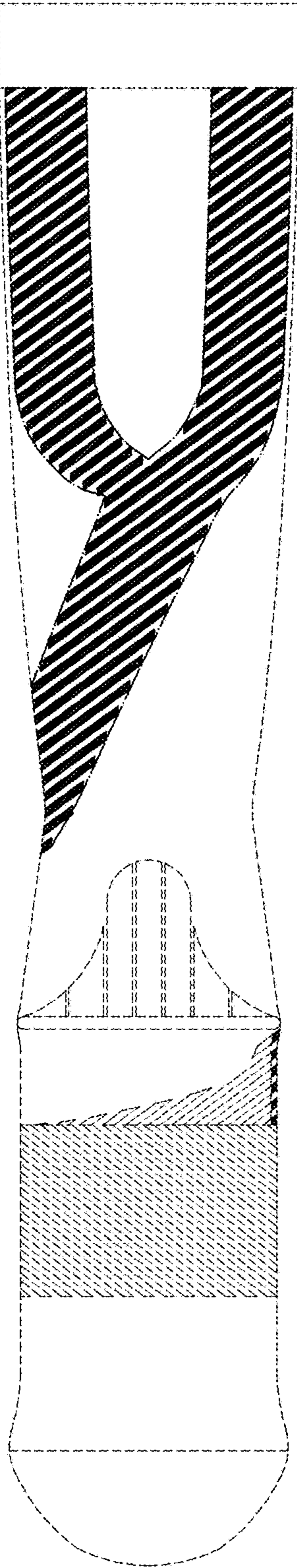


FIG.1

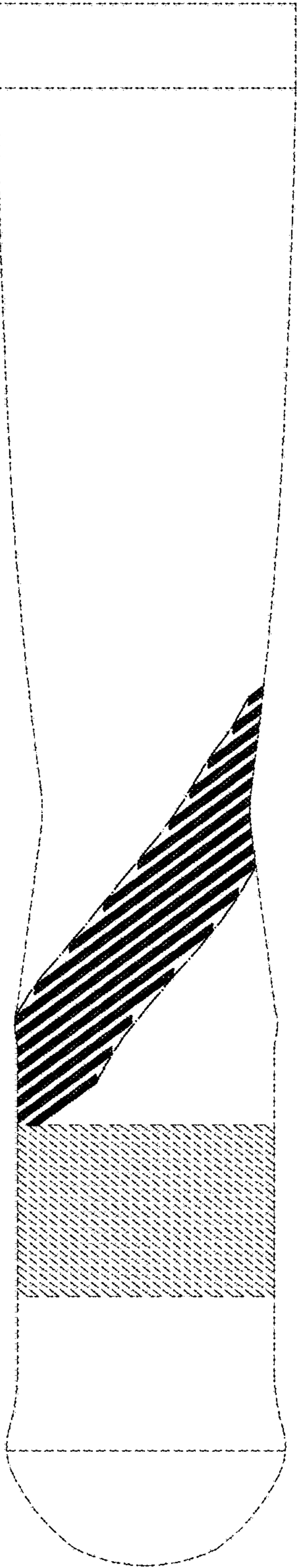


FIG.2



FIG.3




FIG.4

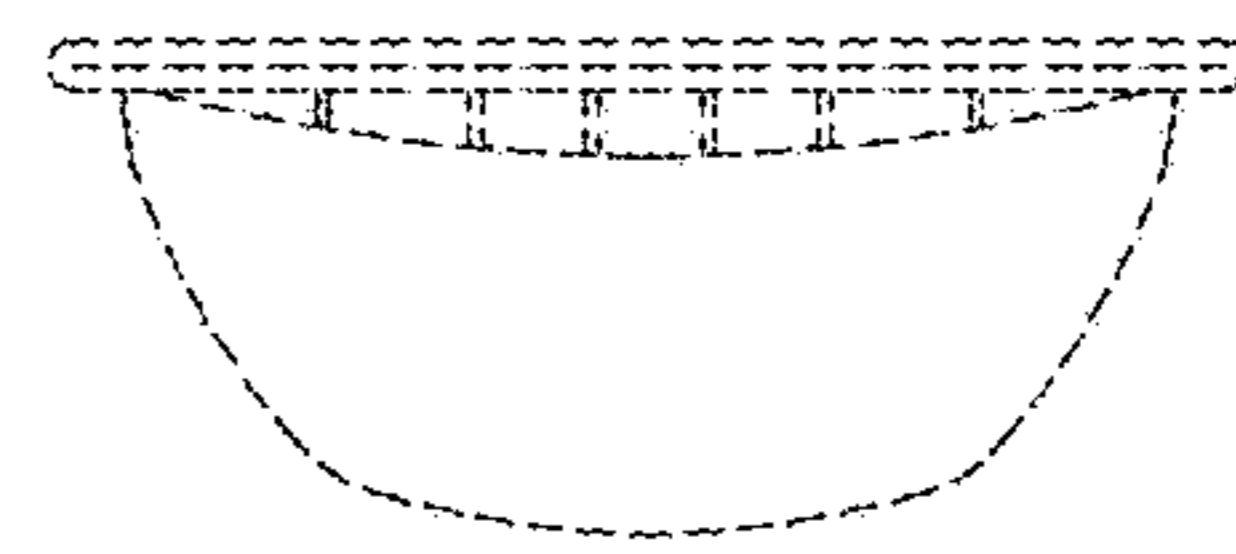


FIG.5

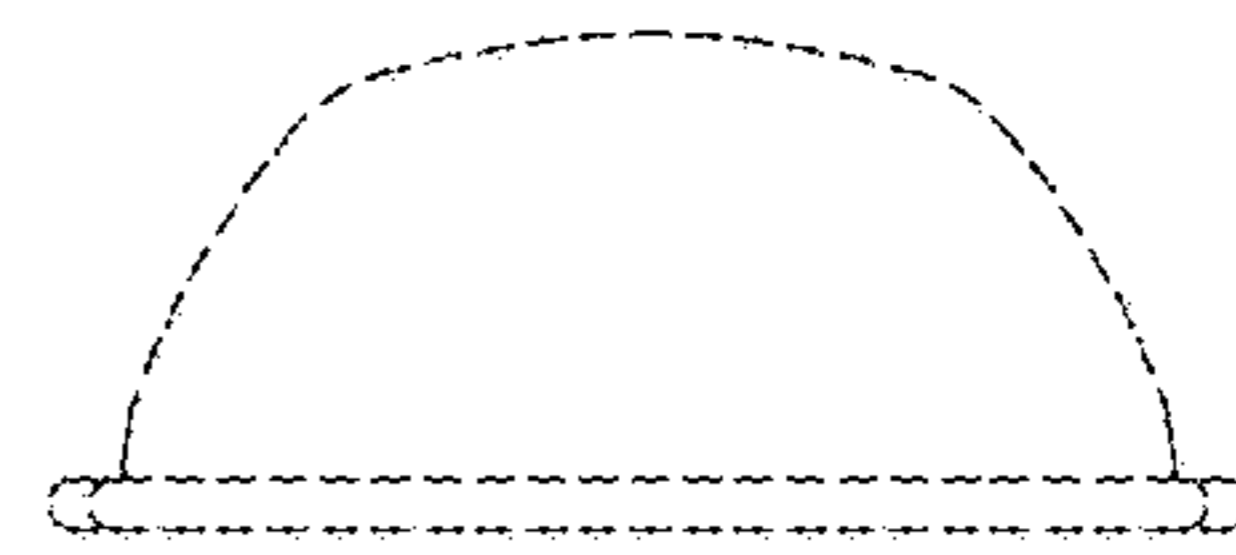


FIG.6

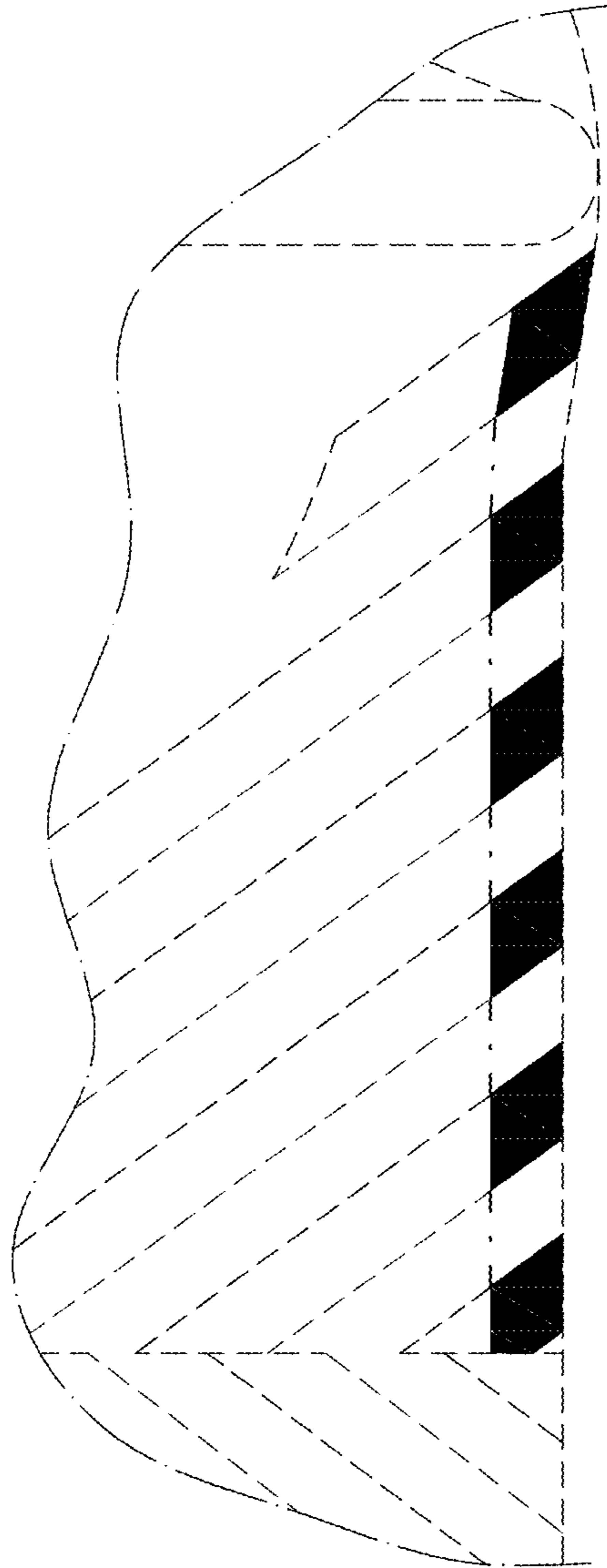


FIG.7