



US00D777413S

(12) **United States Design Patent** (10) **Patent No.:** **US D777,413 S**
Hermes (45) **Date of Patent:** **** Jan. 31, 2017**

(54) **SHOE SOLE**

(71) Applicant: **DASS NORDESTE CALÇADOS E ARTIGOS ESPORTIVOS S.A.**, Itapipoca, Ceará (BR)

(72) Inventor: **Vilson Hermes**, Santa Catarina (BR)

(73) Assignee: **DASS NORDESTE CALÇADOS E ARTIGOS ESPORTIVOS S.A.**, Itapipoca, Ceará (BR)

(**) Term: **14 Years**

(21) Appl. No.: **29/512,503**

(22) Filed: **Dec. 19, 2014**

(30) **Foreign Application Priority Data**

Sep. 16, 2014 (BR) BR302014004665-9

(51) **LOC (10) Cl.** **02-04**

(52) **U.S. Cl.**
USPC **D2/960; D2/947; D2/951; D2/953**

(58) **Field of Classification Search**
USPC D2/902, 906, 908, 916, 918, 925, D2/946-962, 977; 36/3 B, 22 R, 24.5, 36/25 R, 28, 32 R, 34 R, 59 C, 67 A, 103
CPC A43B 13/00; A43B 13/02; A43B 13/023; A43B 13/026; A43B 13/04; A43B 13/08; A43B 13/10; A43B 13/12; A43B 13/14; A43B 13/141; A43B 13/143; A43B 13/16; A43B 13/18; A43B 13/181; A43B 13/187; A43B 13/189; A43B 13/20; A43B 13/22; A43B 13/223; A43B 13/24; A43B 13/28; A43B 13/30; A43B 13/32; A43B 13/34; A43B 13/36

See application file for complete search history.

(56) **References Cited**

U.S. PATENT DOCUMENTS

D461,946 S *	8/2002	Burt	D2/951
D476,143 S *	6/2003	McDowell	D2/947
D530,492 S *	10/2006	McClaskie	D2/953
7,464,489 B2 *	12/2008	Ho	A43B 13/181 36/28
D655,902 S *	3/2012	Debiase	D2/951
D683,117 S *	5/2013	Truelsen	D2/951
D734,008 S *	7/2015	Marvin	D2/951
D734,930 S *	7/2015	Bikowski	D2/951
D740,530 S *	10/2015	Truelsen	D2/951
D746,561 S *	1/2016	Bikowski	D2/951

(Continued)

Primary Examiner — T. Chase Nelson

(74) *Attorney, Agent, or Firm* — Volpe and Koenig, P.C.

(57) **CLAIM**

The ornamental design for a shoe sole, as shown and described.

DESCRIPTION

The file of this patent contains at least one photograph executed in color. Copies of this patent with color photographs will be provided by the Office upon request and payment of the necessary fee.

FIG. 1 is a perspective view of the shoe sole according to my new design;

FIG. 2 is a top view of the shoe sole of FIG. 1;

FIG. 3 is a bottom view of the shoe sole of FIG. 1;


FIG. 4 is a right side view of the shoe sole of FIG. 1;

FIG. 5 is a left side view of the shoe sole of FIG. 1;

FIG. 6 is a rear view of the shoe sole of FIG. 1; and,

FIG. 7 is a front view of the shoe sole of FIG. 1.

1 Claim, 6 Drawing Sheets
(6 of 6 Drawing Sheet(s) Filed in Color)



(56)

References Cited

U.S. PATENT DOCUMENTS

9,282,784 B2 * 3/2016 Adeagbo A43B 13/187
D756,093 S * 5/2016 Mahoney D2/951
D759,359 S * 6/2016 Dombrow D2/951
D761,541 S * 7/2016 Hermes D2/951
2007/0023955 A1 * 2/2007 Ho A43B 7/24
264/244
2010/0005684 A1 * 1/2010 Nishiwaki A43B 7/1425
36/28
2010/0293811 A1 * 11/2010 Truelsen A43B 5/06
36/28
2010/0293816 A1 * 11/2010 Truelsen A43B 5/06
36/30 R
2010/0307025 A1 * 12/2010 Truelsen A43B 5/06
36/28
2011/0030245 A1 * 2/2011 Truelsen A43B 5/06
36/30 R
2011/0185590 A1 * 8/2011 Nishiwaki A43B 5/06
36/28
2011/0197469 A1 * 8/2011 Nishiwaki A43B 7/24
36/28
2013/0212909 A1 * 8/2013 Bates A43B 13/189
36/102
2014/0283413 A1 * 9/2014 Christensen A43B 3/0057
36/102

* cited by examiner



FIG. 1

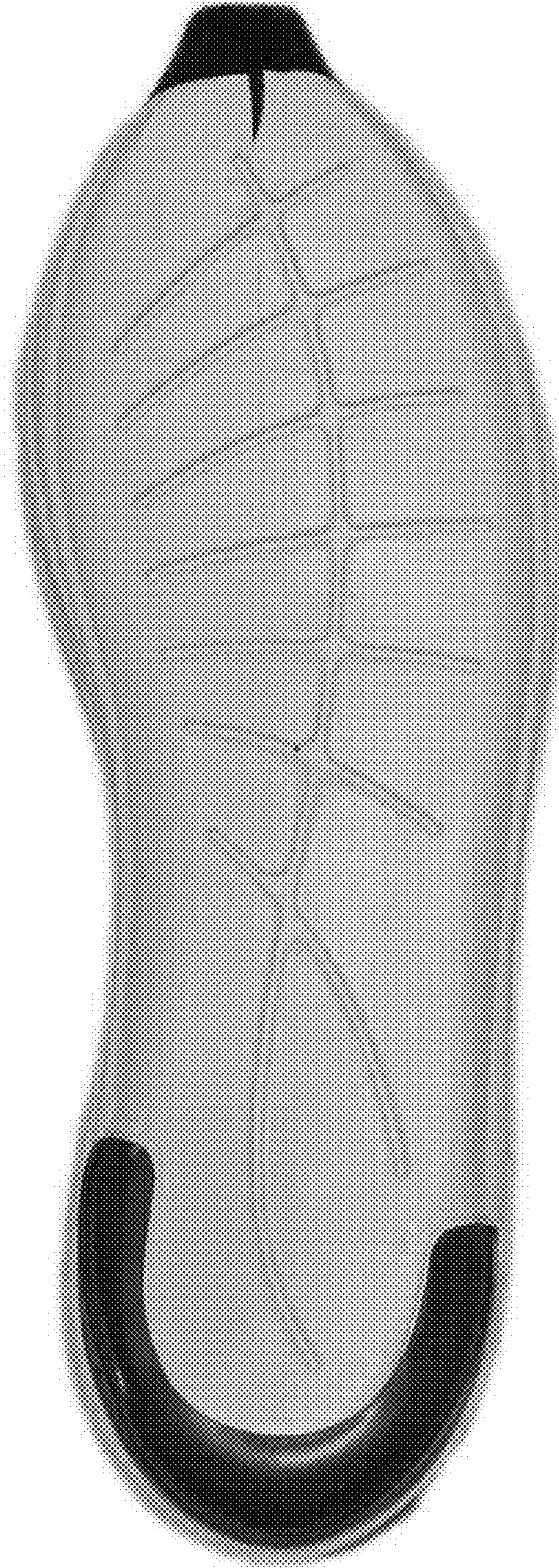


FIG. 2



FIG. 3

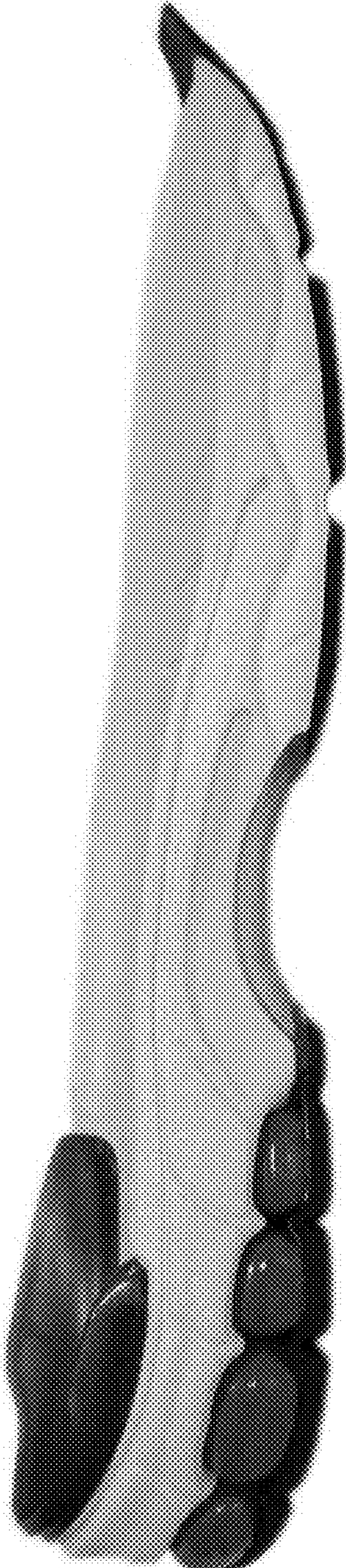


FIG. 4




FIG. 5

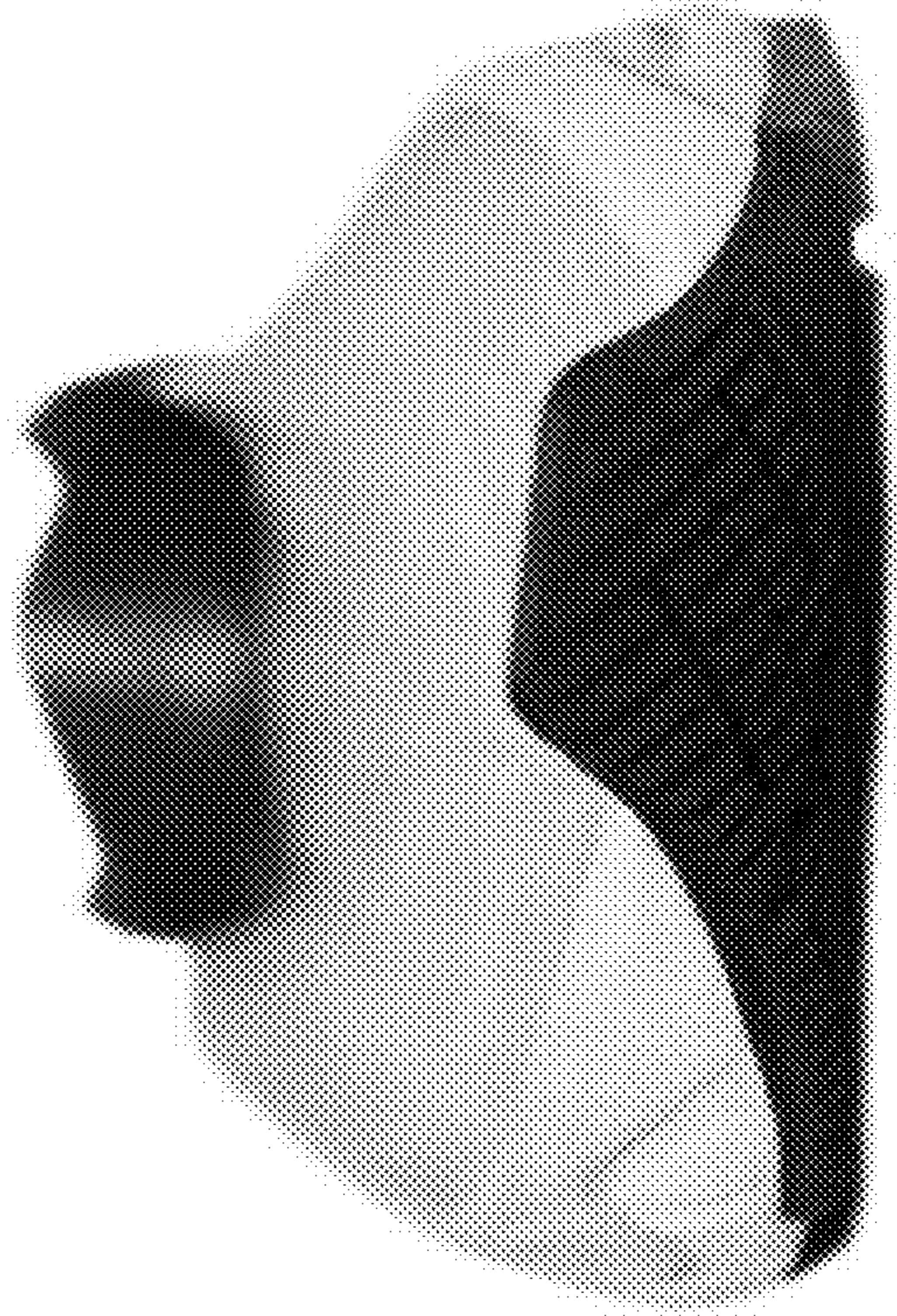


FIG. 6




FIG. 7