



US00D777411S

(12) **United States Design Patent**
Howe

(10) **Patent No.:** **US D777,411 S**
(45) **Date of Patent:** **** Jan. 31, 2017**

- (54) **SHOE OUTSOLE**
- (71) Applicant: **Under Armour, Inc.**, Baltimore, MD (US)
- (72) Inventor: **Justin Howe**, Baltimore, MD (US)
- (73) Assignee: **Under Armour, Inc.**, Baltimore, MD (US)
- (**) Term: **14 Years**
- (21) Appl. No.: **29/508,559**
- (22) Filed: **Nov. 7, 2014**
- (51) **LOC (10) Cl.** **02-04**
- (52) **U.S. Cl.**
USPC **D2/951; D2/953; D2/956; D2/957; D2/960**
- (58) **Field of Classification Search**
USPC D2/902, 906, 908, 916, 918, 925, D2/946-962, 977; 36/3 B, 22 R, 24.5, 36/25 R, 28, 32 R, 34 R, 59 C, 67 A, 103
CPC A43B 13/00; A43B 13/02; A43B 13/023; A43B 13/026; A43B 13/04; A43B 13/08; A43B 13/10; A43B 13/12; A43B 13/14; A43B 13/141; A43B 13/143; A43B 13/16; A43B 13/18; A43B 13/181; A43B 13/187; A43B 13/189; A43B 13/20; A43B 13/22; A43B 13/223; A43B 13/24; A43B 13/28; A43B 13/30; A43B 13/32; A43B 13/34; A43B 13/36
See application file for complete search history.

(56) **References Cited**

U.S. PATENT DOCUMENTS

- D304,390 S * 11/1989 Nakano D2/954
- D319,338 S * 8/1991 Nakano D2/954
- D319,920 S * 9/1991 Nakano D2/954

- 5,647,145 A * 7/1997 Russell A43B 3/0052 36/25 R
- D387,938 S * 12/1997 Lucas D2/951
- D433,791 S * 11/2000 Laberge D2/947
- D656,305 S * 3/2012 Harper D2/951
- D674,170 S * 1/2013 Bramani D2/902
- D674,171 S * 1/2013 Bramani D2/902
- D674,584 S * 1/2013 Klein D2/951
- D693,995 S * 11/2013 Lazaris D2/902
- D695,505 S * 12/2013 Hansen D2/951
- D698,134 S * 1/2014 Abshire D2/951
- D700,766 S * 3/2014 Bramani D2/902
- D707,932 S * 7/2014 Lonigan D2/951
- D719,727 S * 12/2014 Abshire D2/951
- 9,003,678 B2 * 4/2015 Wan A43B 13/141 36/25 R
- D734,008 S * 7/2015 Marvin D2/951
- D738,079 S * 9/2015 Bates D2/951
- D742,106 S * 11/2015 Taestensen D2/951
- 9,179,738 B2 * 11/2015 Rustam A43B 7/1425

(Continued)

Primary Examiner — T. Chase Nelson

(57) **CLAIM**

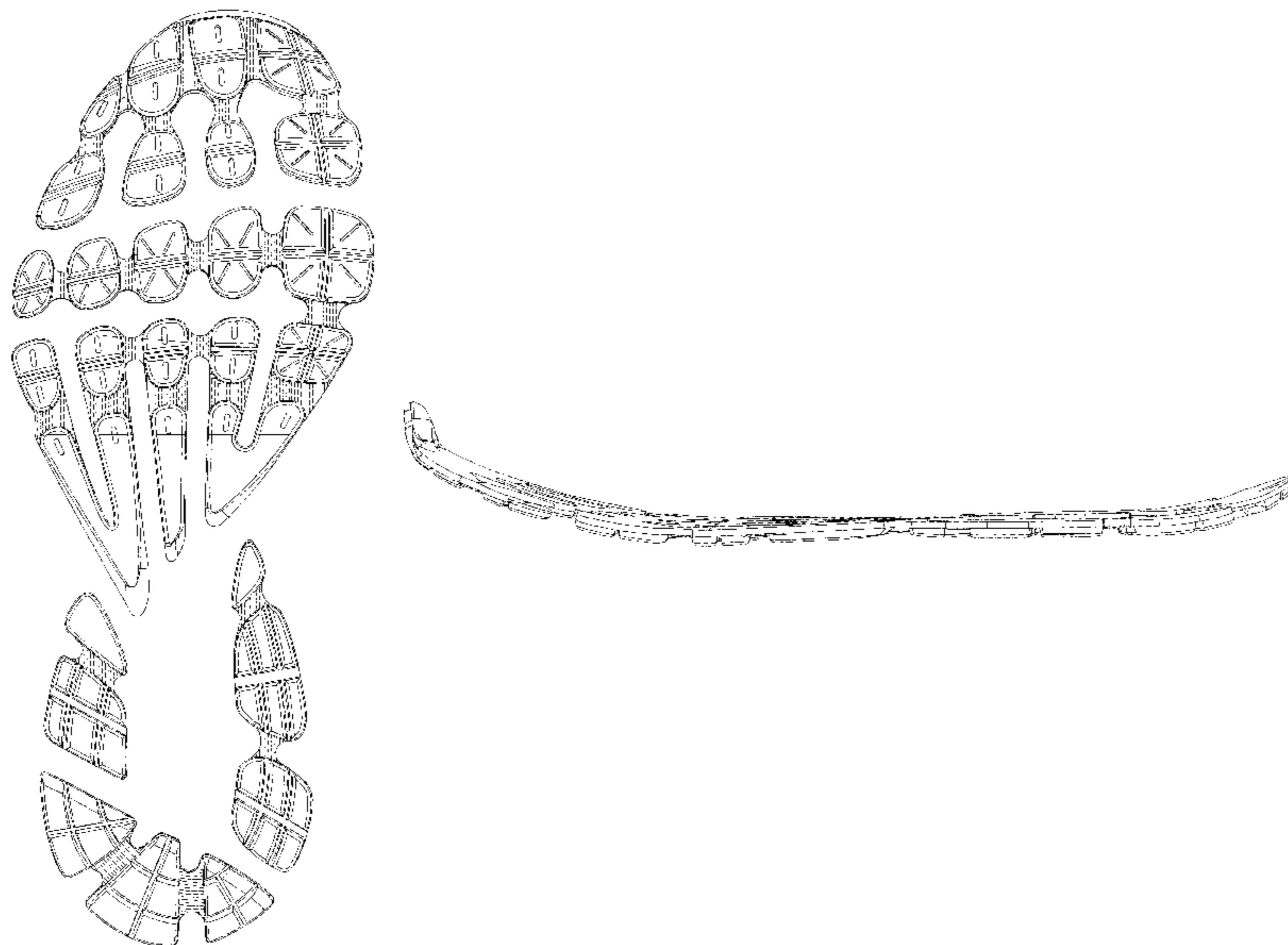
The ornamental design for a shoe outsole, as shown and described.

DESCRIPTION

FIG. 1 is a bottom view of a shoe outsole showing my new design;
 FIG. 2 is a left side (lateral) view thereof;
 FIG. 3 is a right side (medial) view thereof;
 FIG. 4 is a top view thereof;
 FIG. 5 is a front view thereof; and,
 FIG. 6 is a rear view thereof.

The broken line illustration of environmental structure in the drawings is not part of the claimed design. The shoe outsole illustrated is a first embodiment showing a right-footed form of the shoe outsole. A second embodiment of the shoe outsole is for the left-footed form of the shoe outsole, which is a mirror image of the right-footed form, is not illustrated.

1 Claim, 6 Drawing Sheets



(56)

References Cited

U.S. PATENT DOCUMENTS

D746,561 S *	1/2016	Bikowski	D2/951
D748,902 S *	2/2016	Humphrey	D2/951
2011/0185590 A1 *	8/2011	Nishiwaki	A43B 5/06 36/28
2013/0031804 A1 *	2/2013	Abshire	A43B 7/1425 36/103

* cited by examiner

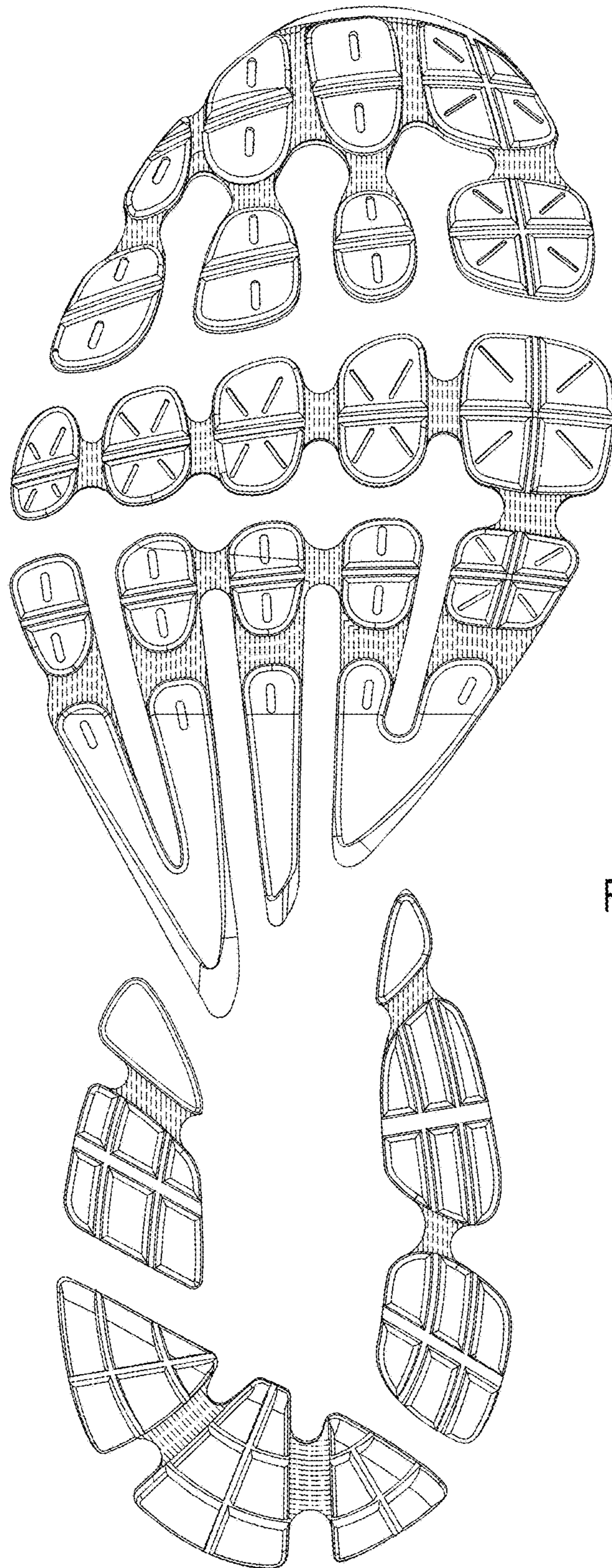


FIG.1

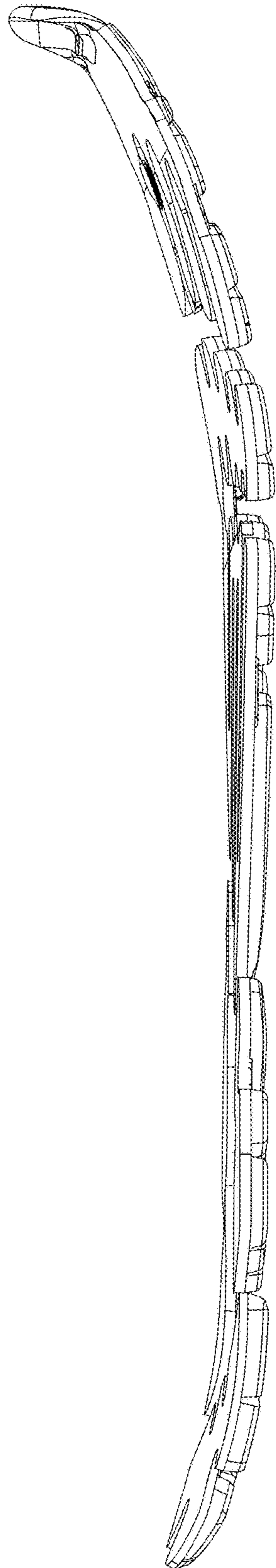


FIG.2

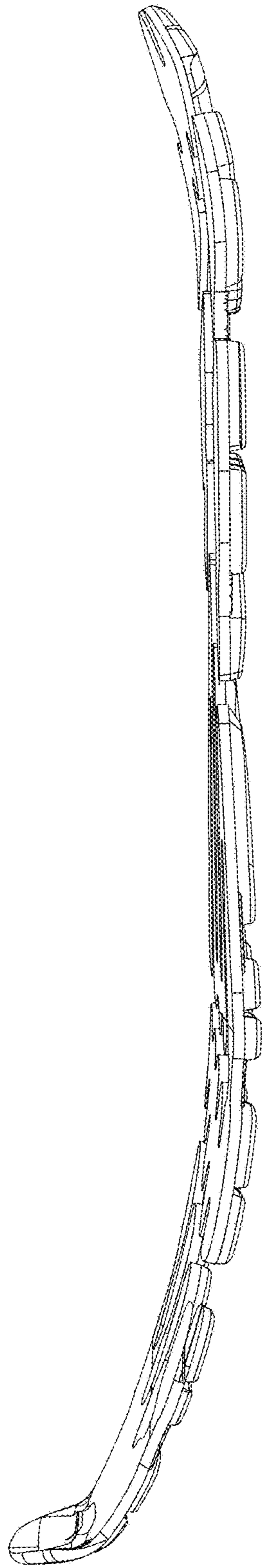


FIG.3

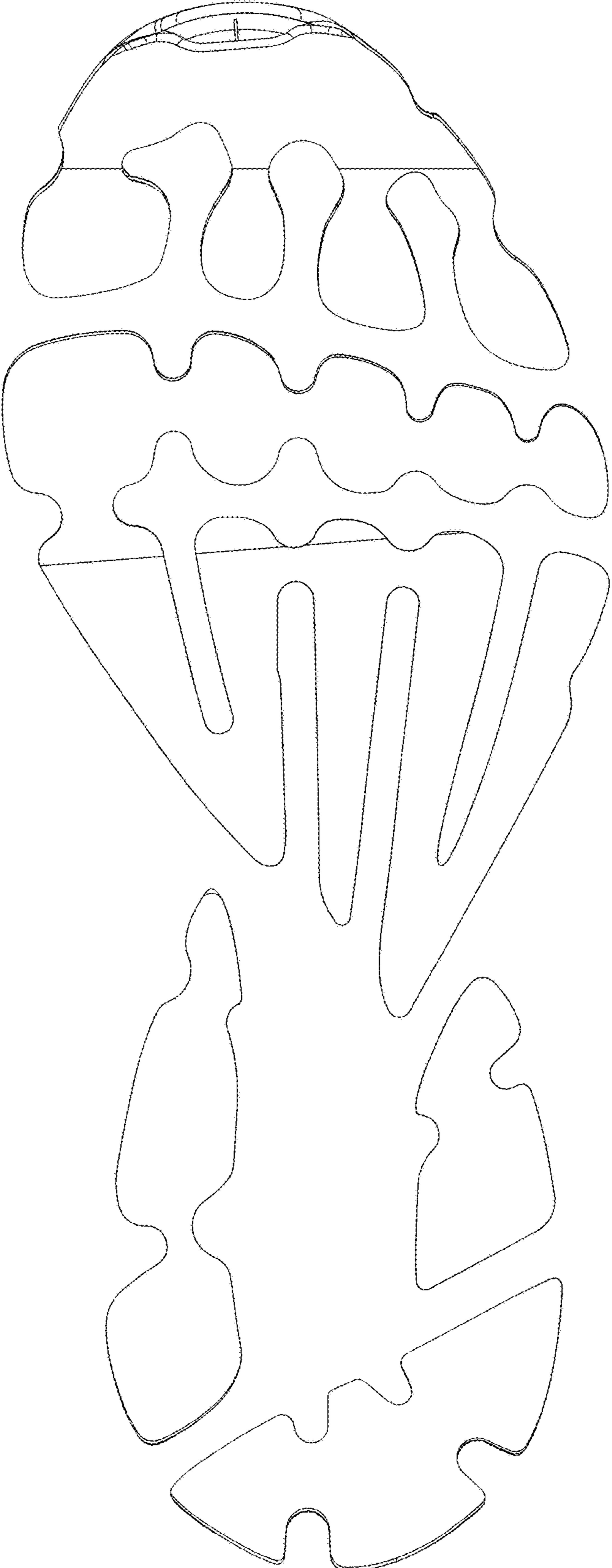


FIG.4

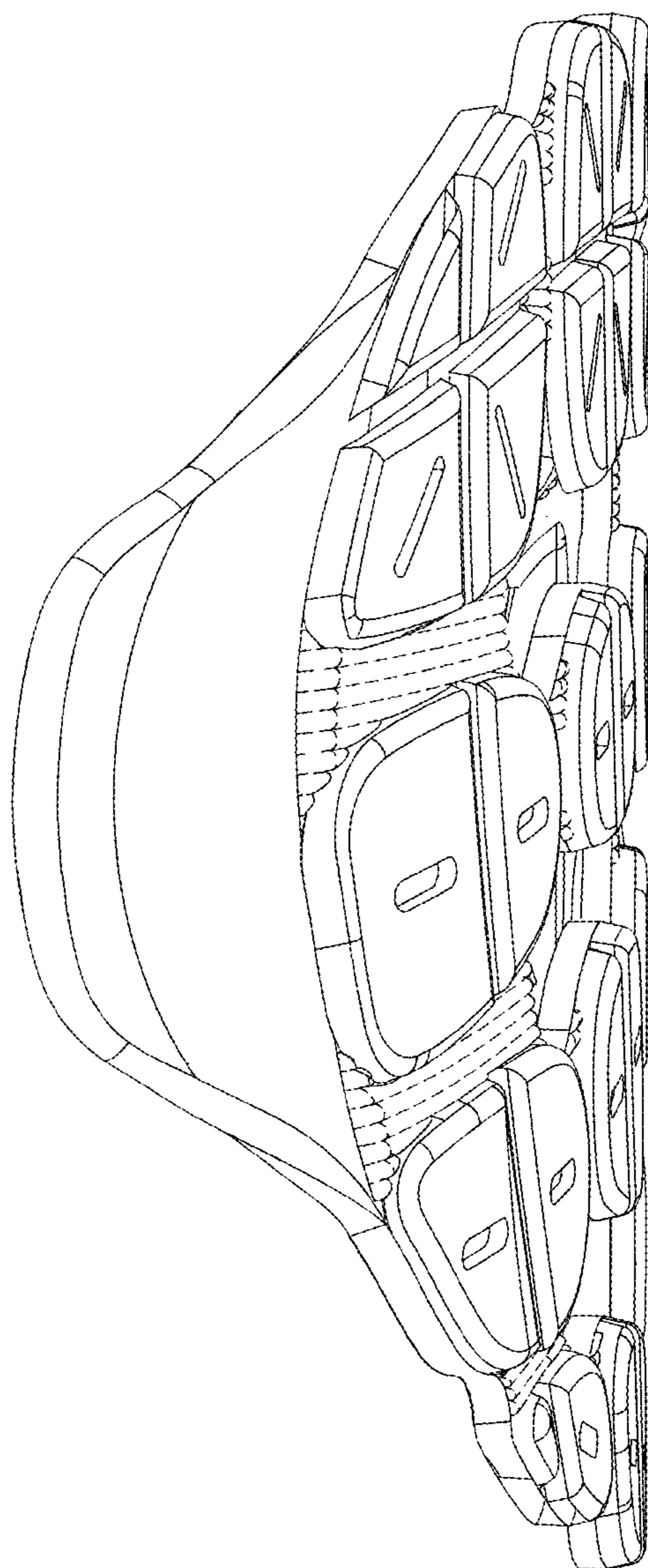


FIG.5

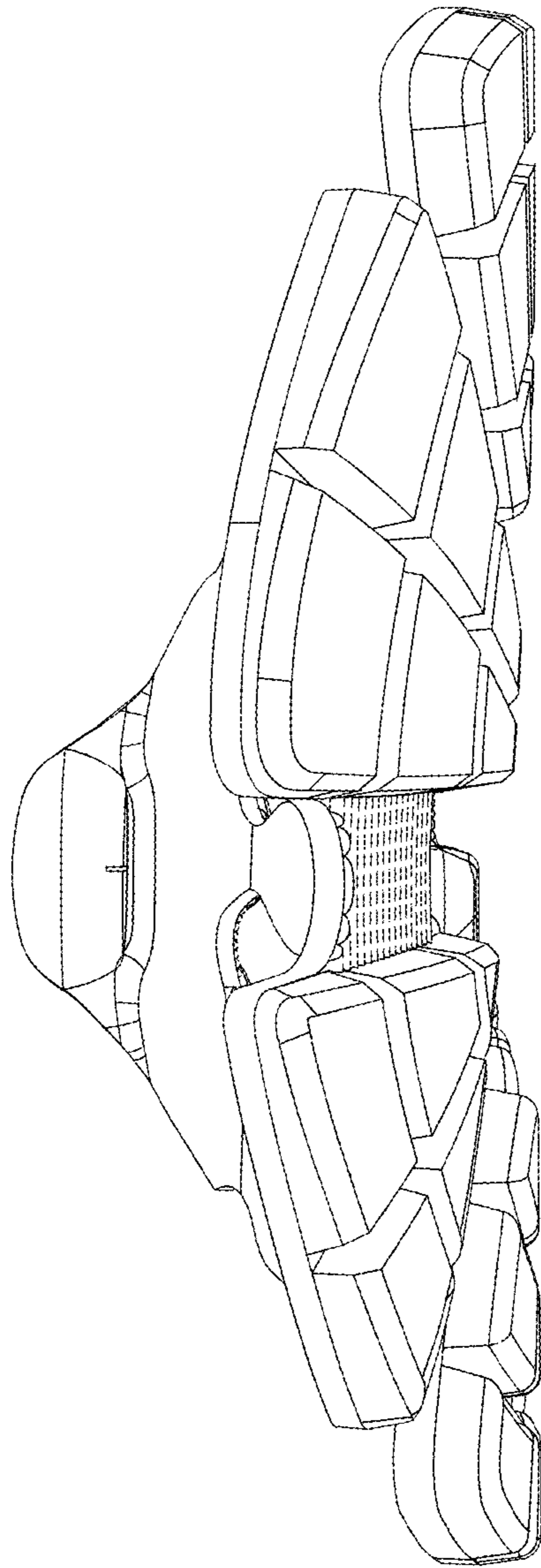


FIG.6