



US00D777410S

(12) **United States Design Patent**
Takahashi et al.

(10) **Patent No.:** **US D777,410 S**
(45) **Date of Patent:** **** Jan. 31, 2017**

- (54) **SHOE**
- (71) Applicant: **Mizuno Corporation**, Osaka (JP)
- (72) Inventors: **Yoshitaka Takahashi**, Osaka (JP);
Takeshi Takeshita, Osaka (JP)
- (73) Assignee: **MIZUNO CORPORATION**, Osaka (JP)
- (**) Term: **14 Years**
- (21) Appl. No.: **29/521,656**
- (22) Filed: **Mar. 25, 2015**
- (51) **LOC (10) Cl.** **02-04**
- (52) **U.S. Cl.**
USPC **D2/947; D2/953; D2/960**
- (58) **Field of Classification Search**
USPC D2/902, 906, 908, 916, 918, 925,
D2/946-962, 977; 36/3 B, 22 R, 24.5,
36/25 R, 28, 32 R, 34 R, 59 C, 67 A, 103
CPC A43B 13/00; A43B 13/02; A43B 13/023;
A43B 13/026; A43B 13/04; A43B 13/08;
A43B 13/10; A43B 13/12; A43B 13/14;
A43B 13/141; A43B 13/143; A43B 13/16;
A43B 13/18; A43B 13/181; A43B 13/187;
A43B 13/189; A43B 13/20; A43B 13/22;
A43B 13/223; A43B 13/24; A43B 13/28;
A43B 13/30; A43B 13/32; A43B 13/34;
A43B 13/36
See application file for complete search history.

- (56) **References Cited**
U.S. PATENT DOCUMENTS
5,628,128 A * 5/1997 Miller A43B 7/1495
36/114
D417,065 S * 11/1999 Clarke D2/951

- D542,019 S * 5/2007 Portzline D2/972
- D633,698 S * 3/2011 McMillan D2/946
- 8,020,317 B1 * 9/2011 Sokolowski A43B 7/28
36/105
- D734,930 S * 7/2015 Bikowski D2/951
- D741,584 S * 10/2015 Christopherson D2/947
- 9,345,285 B2 * 5/2016 Lucas A43B 13/183
- 2007/0119076 A1 * 5/2007 Brewer A43B 7/06
36/30 R
- 2008/0244930 A1 * 10/2008 Rivas A43B 7/24
36/88
- 2008/0256827 A1 * 10/2008 Hardy A43B 13/181
36/27
- 2012/0060395 A1 * 3/2012 Blevens A43B 1/0072
36/30 R
- 2012/0131819 A1 * 5/2012 Loverin A43B 1/10
36/35 R
- 2015/0040435 A1 * 2/2015 Barnes A43B 13/183
36/102

* cited by examiner

Primary Examiner — T. Chase Nelson
(74) *Attorney, Agent, or Firm* — Troutman Sanders LLP;
James Schutz; Daniel Sharpe

(57) **CLAIM**

The ornamental design for a shoe, as shown and described.

DESCRIPTION

FIG. 1 is a left side view of a shoe showing our new design;
FIG. 2 is a right side view thereof;
FIG. 3 is a rear view thereof; and,
FIG. 4 is a perspective view thereof.
The broken lines show unclaimed portions. The dot and
dashed lines mean a boundary between the claimed portion
and the non-claimed portion.

1 Claim, 4 Drawing Sheets

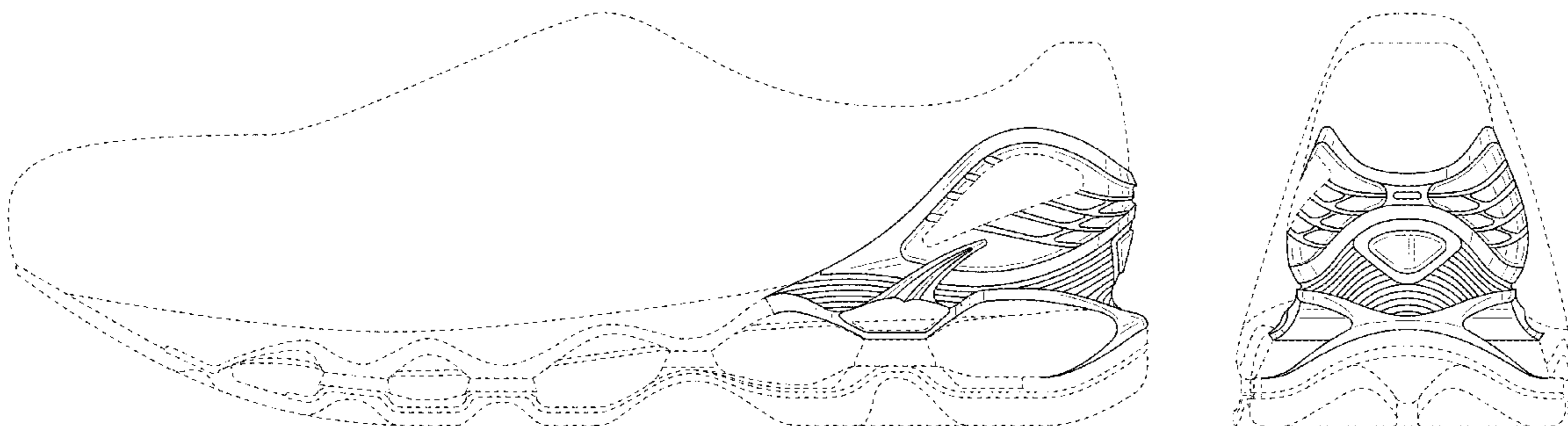


Fig. 1

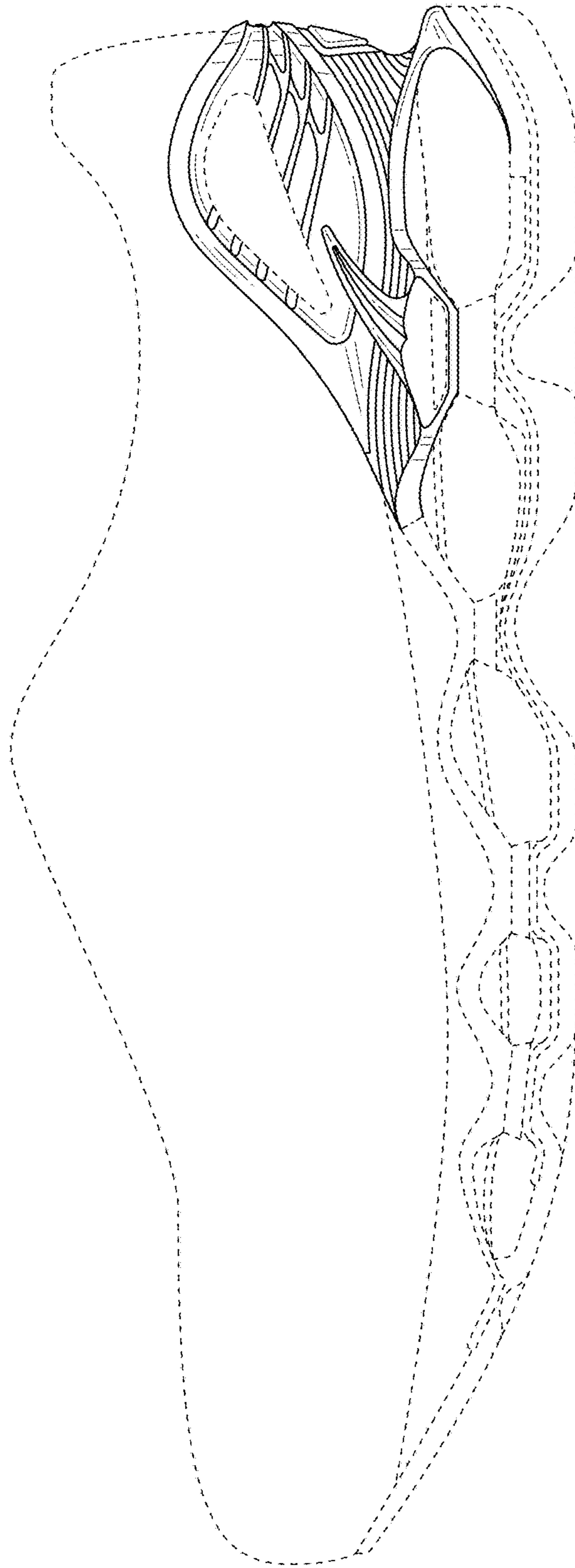


Fig. 2

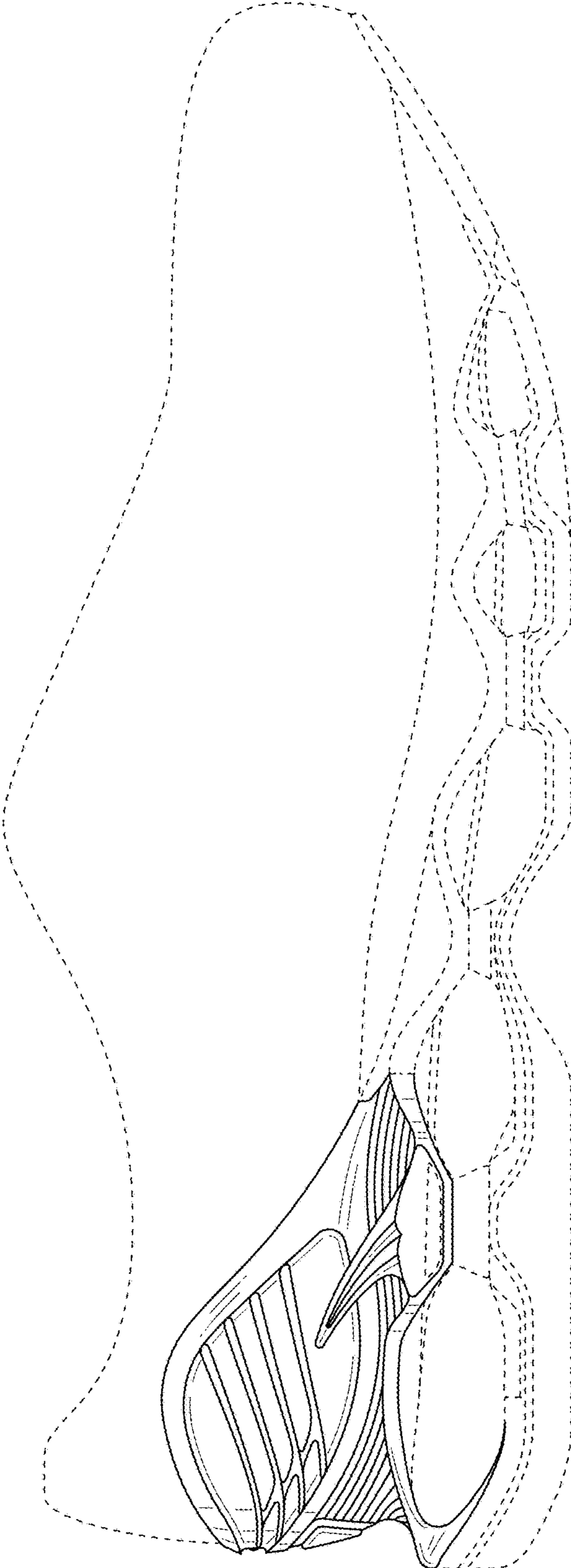


Fig. 3

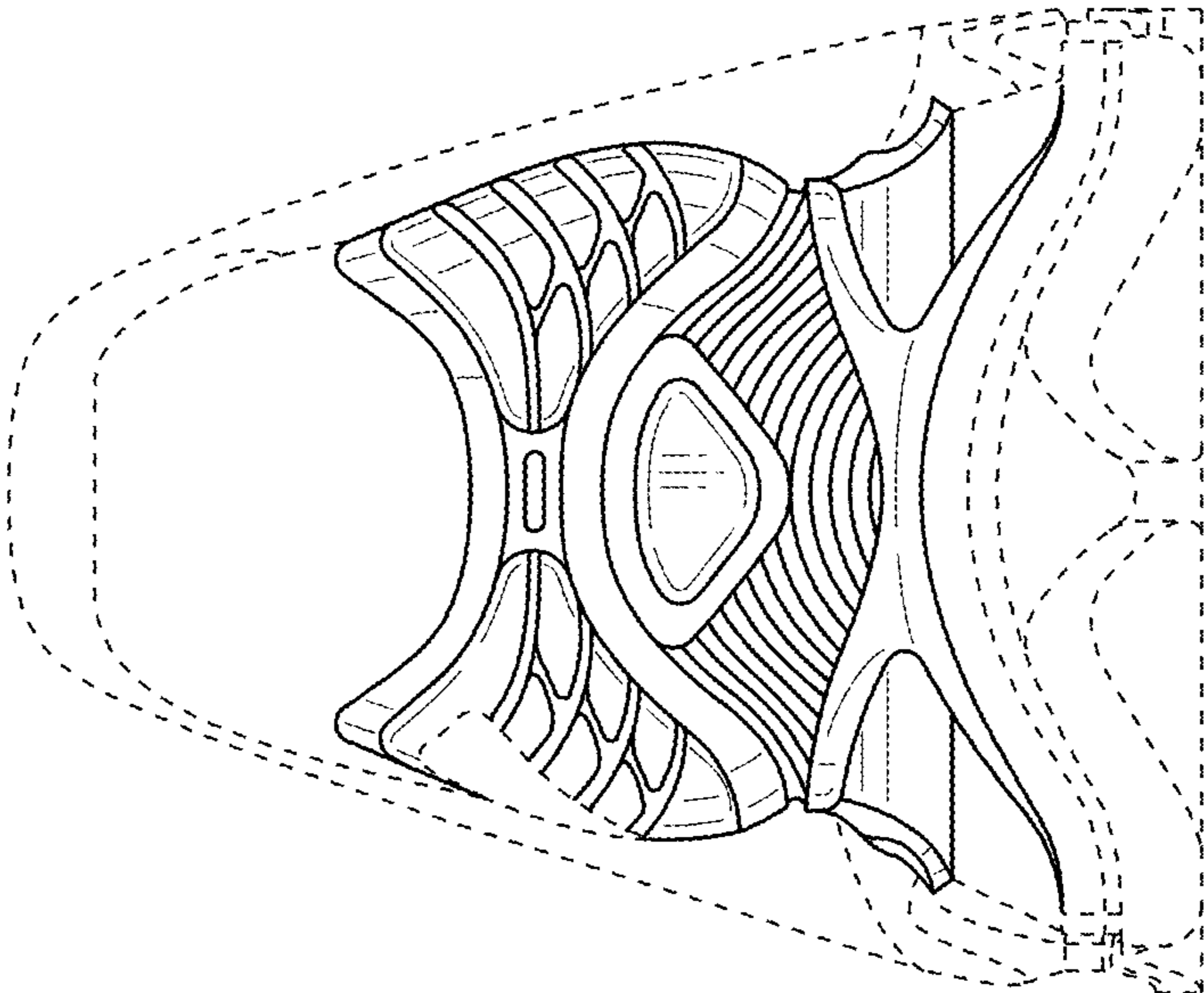


Fig. 4

