



US00D777390S

(12) **United States Design Patent** (10) **Patent No.:** **US D777,390 S**
Staude et al. (45) **Date of Patent:** **** Jan. 24, 2017**

(54) **CLEANING ARTICLE**

D688,466 S * 8/2013 Prodoehl D5/57
D688,880 S * 9/2013 Olson D5/57
D704,453 S * 5/2014 Olson D5/57

(71) Applicant: **3M INNOVATIVE PROPERTIES COMPANY**, St. Paul, MN (US)

FOREIGN PATENT DOCUMENTS

(72) Inventors: **Jessica L. Staude**, St. Paul, MN (US);
Matthew D. Chaffee, Minneapolis, MN (US);
Matthew S. Cole, Eagan, MN (US)

JP D1170845 4/2003
JP D1456382 11/2012
KR 30-0697534 6/2013

* cited by examiner

(73) Assignee: **3M INNOVATIVE PROPERTIES COMPANY**, St. Paul, MN (US)

Primary Examiner — Susan Bennett Hattan
Assistant Examiner — Rebecca Tsehaye
(74) *Attorney, Agent, or Firm* — Irina Hass

(**) Term: **15 Years**

(57) **CLAIM**

(21) Appl. No.: **29/529,278**

The ornamental design for a cleaning article, as shown and described.

(22) Filed: **Jun. 5, 2015**

DESCRIPTION

(51) **LOC (10) Cl.** **08-99**

(52) **U.S. Cl.**
USPC **D32/35**

(58) **Field of Classification Search**
USPC D32/40, 35, 41-46; D5/56, 57, 58, 59,
D5/61; D28/7, 63; 15/208, 209.1, 244.1,
15/244.3, 244.4, 216, 219, 227
CPC A47L 13/00; A47L 13/061; A47L 13/12;
A47L 13/16; A47L 13/17; A47L 13/18
See application file for complete search history.

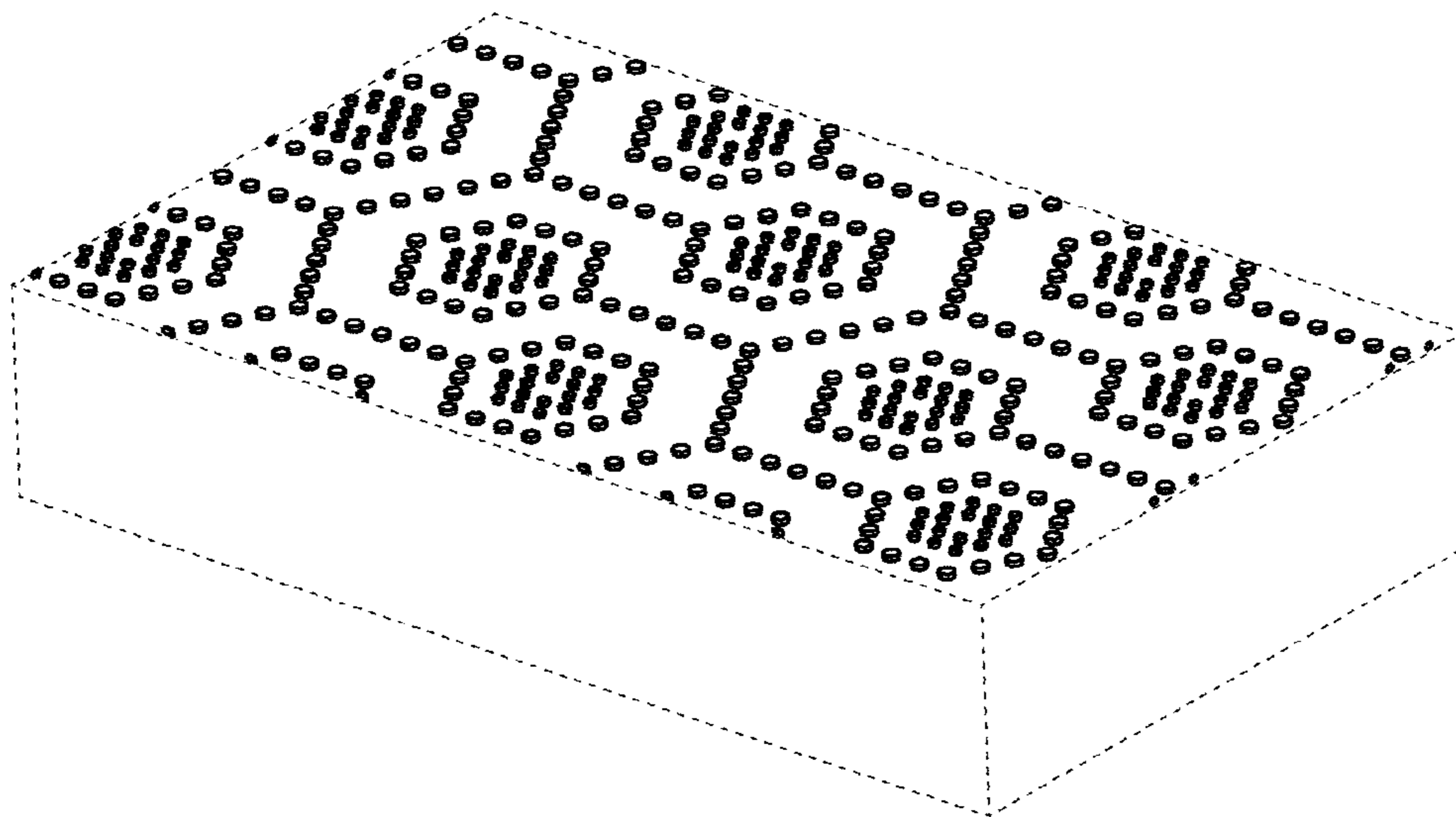
FIG. 1 is a perspective view of a first embodiment of a cleaning article showing the new design;
FIG. 2 is a top view thereof;
FIG. 3 is a bottom view thereof;
FIG. 4 is a front view thereof;
FIG. 5 is a rear view thereof;
FIG. 6 is a left side view thereof;
FIG. 7 is a right side view thereof;
FIG. 8 is a perspective view of a second embodiment of a cleaning article showing the new design;
FIG. 9 is a top view thereof;
FIG. 10 is a bottom view thereof;
FIG. 11 is a front view thereof;
FIG. 12 is a rear view thereof;
FIG. 13 is a left side view thereof; and,
FIG. 14 is a right side view thereof.
In the drawings, the dash-dot-dash lines represent boundaries of the claim. The portions of the cleaning article in FIGS. 1-14 shown in broken lines are included to show features that form no part of the claimed design.

(56) **References Cited**

U.S. PATENT DOCUMENTS

4,239,792 A * 12/1980 Ludwa A47L 13/16
428/198
D259,219 S * 5/1981 Bates D5/57
D426,709 S * 6/2000 Latchoo D5/25
D427,778 S * 7/2000 Durben D5/53
D438,017 S * 2/2001 Reid D5/53
D443,766 S * 6/2001 Bredendick D5/53
D637,406 S * 5/2011 Coffaro D5/56
D660,010 S * 5/2012 Boerschinger D5/57

1 Claim, 6 Drawing Sheets



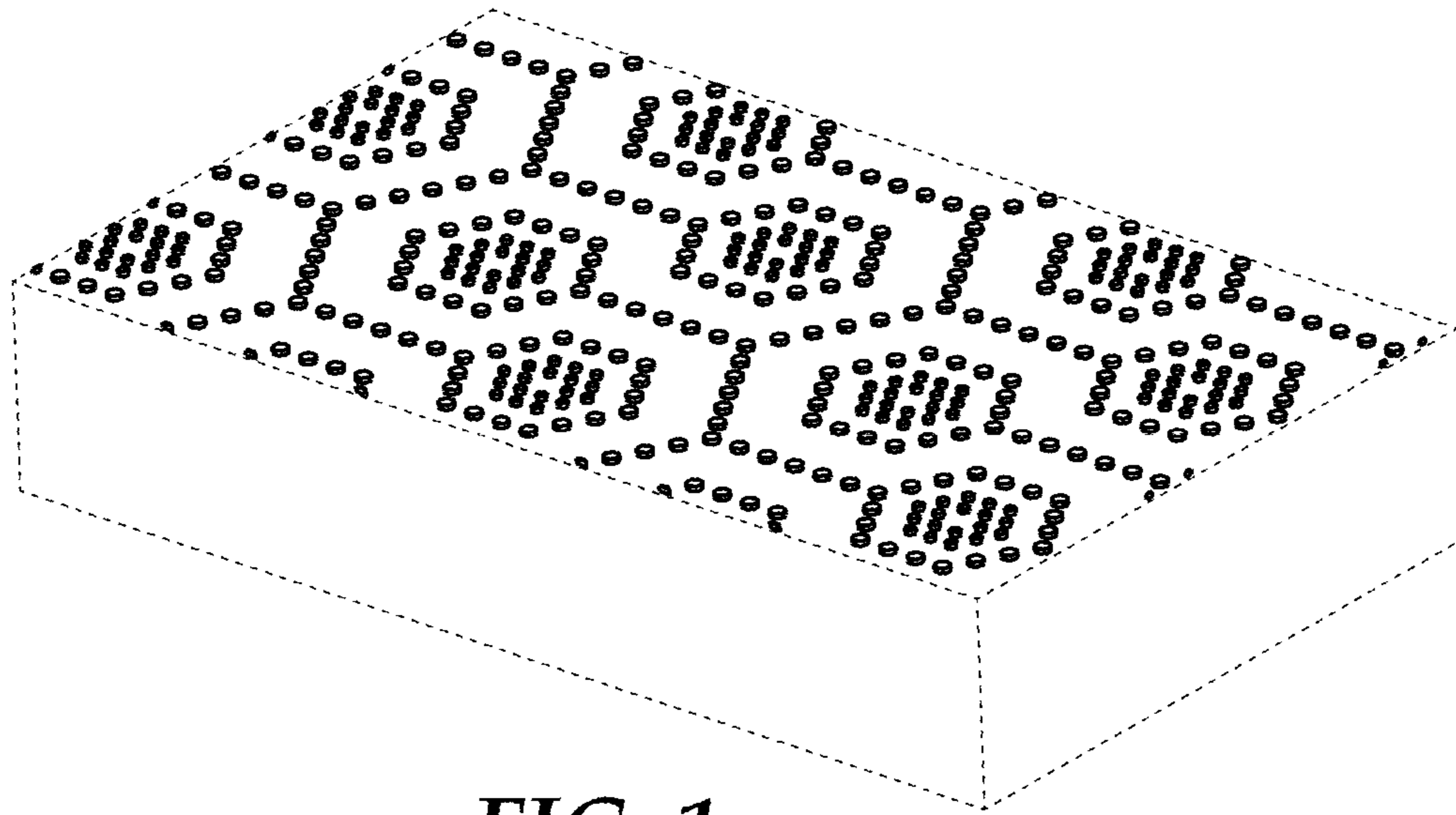


FIG. 1




FIG. 2



FIG. 3




FIG. 4



FIG. 5




FIG. 6




FIG. 7

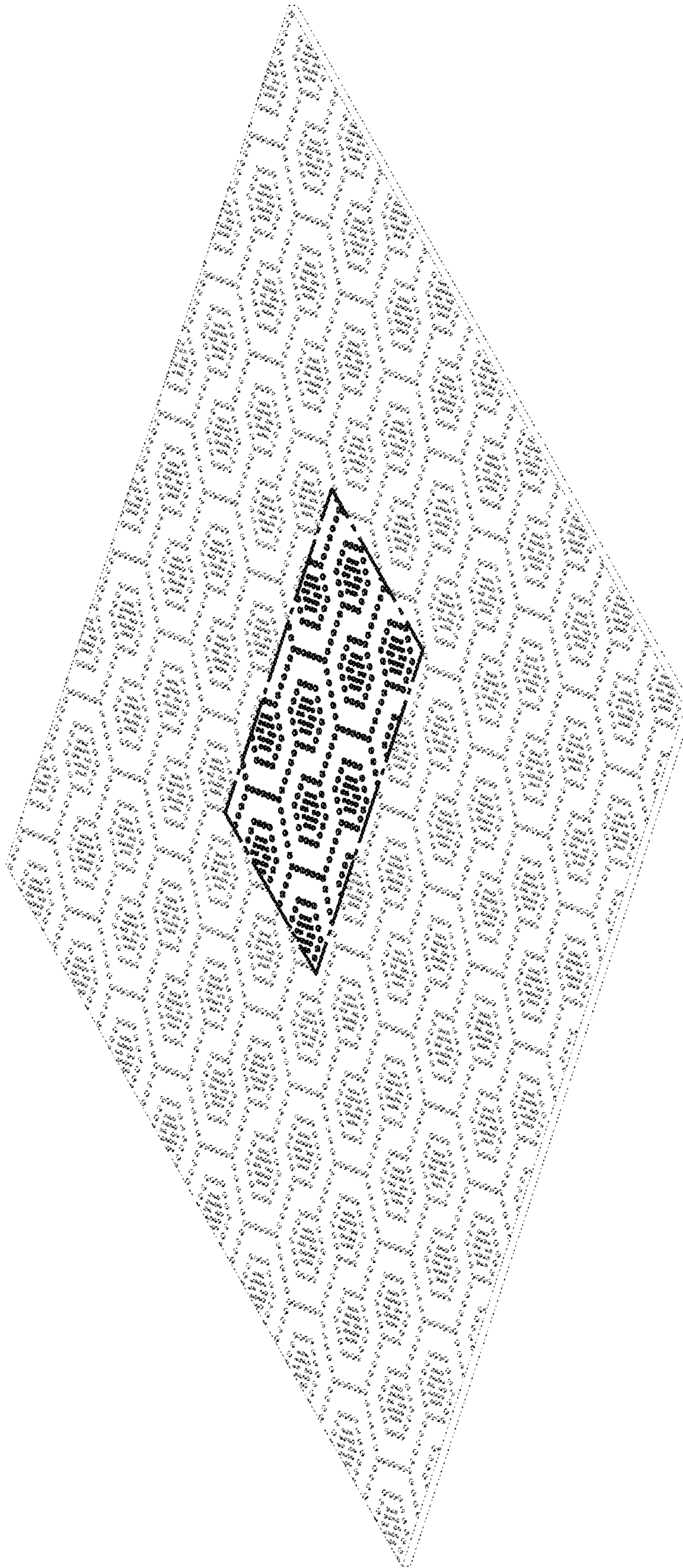


FIG. 8

FIG. 9

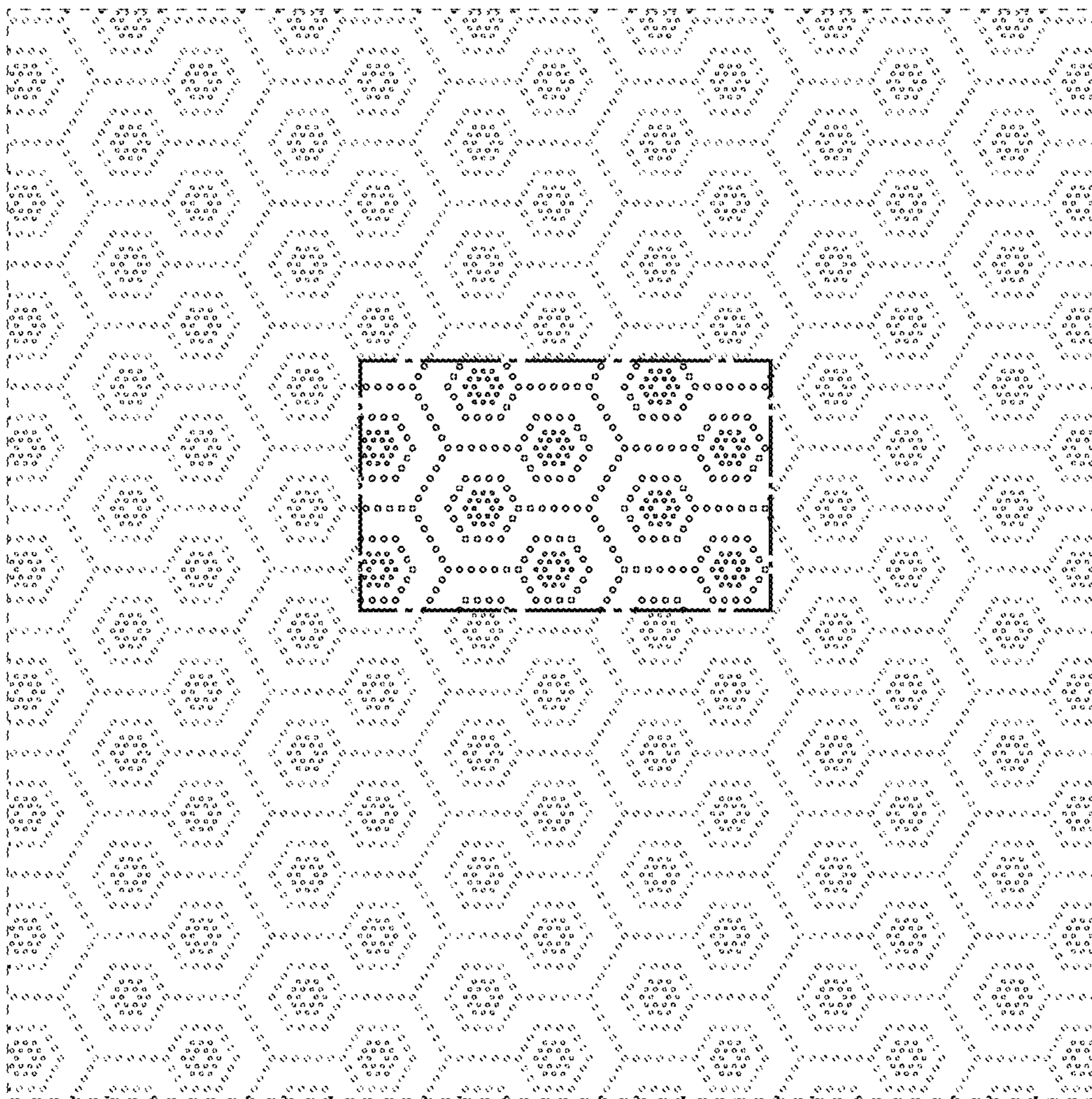




FIG. 10

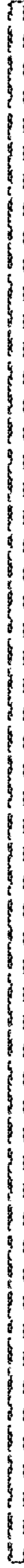


FIG. 11



FIG. 12

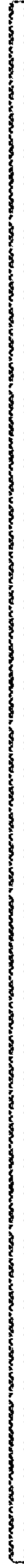


FIG. 13



FIG. 14