



US00D777377S

(12) **United States Design Patent** (10) **Patent No.:** **US D777,377 S**
Dudley (45) **Date of Patent:** **** Jan. 24, 2017**

(54) **COMBINATION DENTAL FLOSS AND PICK**

(71) Applicant: **Jason Dudley**, Destin, FL (US)

(72) Inventor: **Jason Dudley**, Destin, FL (US)

(**) Term: **15 Years**

(21) Appl. No.: **29/550,705**

(22) Filed: **Jan. 6, 2016**

(51) **LOC (10) Cl.** **28-03**

(52) **U.S. Cl.**
USPC **D28/65; D28/68**

(58) **Field of Classification Search**
USPC D28/65, 66, 67, 68; 132/321-329; 206/63.5
CPC A61C 15/00-15/048
See application file for complete search history.

(56) **References Cited**

U.S. PATENT DOCUMENTS

2,577,597	A *	12/1951	Wright	A61C 15/046 132/326
D301,071	S *	5/1989	Franchi	D28/65
D410,115	S *	5/1999	Chodorow	D28/68
D484,643	S *	12/2003	Nanda	D28/68
7,204,257	B2	4/2007	Crossman		
D612,104	S *	3/2010	Chodorow	D28/65
D641,522	S *	7/2011	Nanda	D28/65
8,069,865	B1	12/2011	Winter		
D665,131	S *	8/2012	Nanda	D28/66
8,375,961	B2	2/2013	Prokopchuk		
2012/0111348	A1 *	5/2012	Prokopchuk	A61C 15/046 132/200
2012/0111358	A1 *	5/2012	Prokopchuk	A61C 15/046 132/323

2014/0326274	A1 *	11/2014	Kollar	A61C 15/041 132/323
2015/0305840	A1 *	10/2015	Chodorow	A61C 15/046 132/323
2016/0067021	A1 *	3/2016	Zwimpfer	A61C 15/046 132/323

FOREIGN PATENT DOCUMENTS

CN	301158402	*	3/2010		
CN	302528827	*	8/2013		
CN	302884455	*	7/2014		
CN	303731654	*	6/2016		
EM	001324099-0015	*	7/2012		
WO	WO 2012121708	A1 *	9/2012	A61C 15/046

* cited by examiner

Primary Examiner — Catherine Tuttle

Assistant Examiner — Mary Malley

(74) *Attorney, Agent, or Firm* — Stevenson IP, LLC

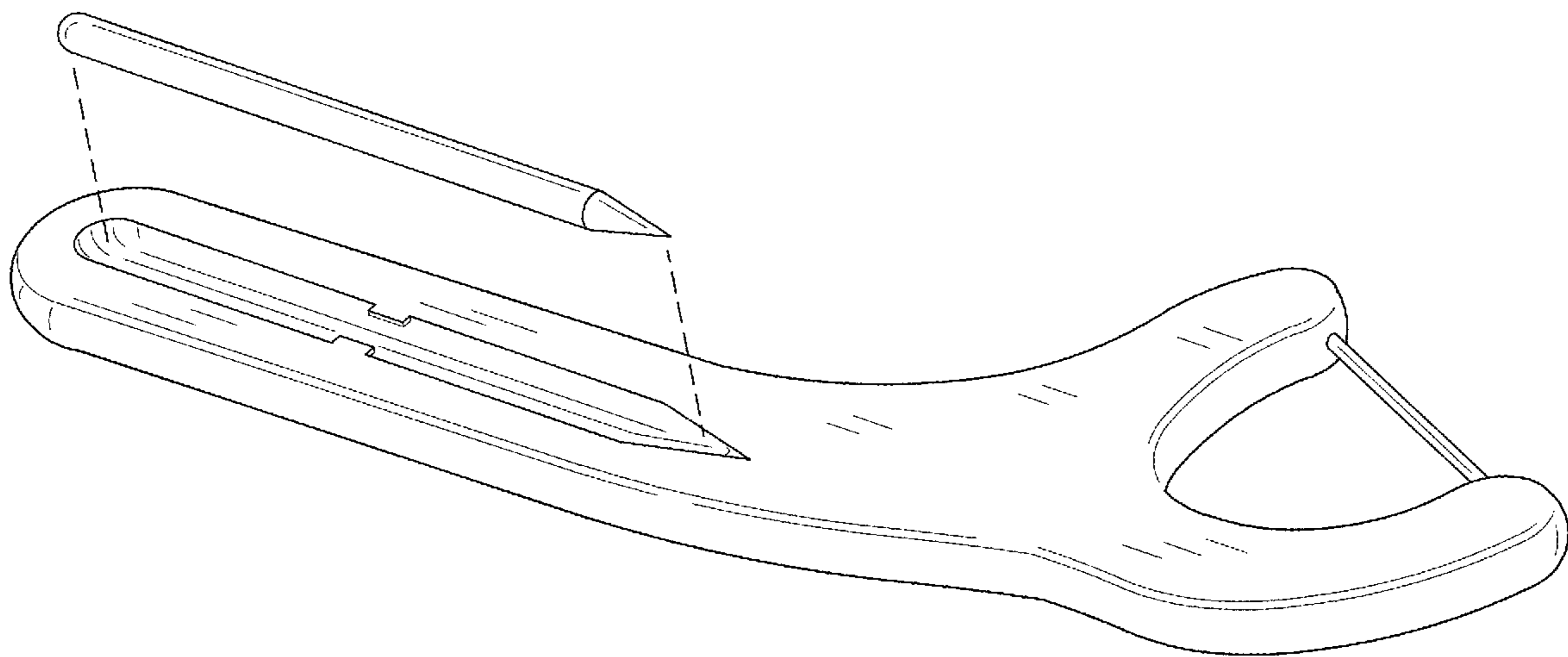
(57) **CLAIM**

The ornamental design for a combination dental floss and pick, as shown and described.

DESCRIPTION

FIG. 1 is a right side elevation view of a combination dental floss and pick showing my new design; FIG. 2 is a left side elevation view thereof; FIG. 3 is a front elevation view thereof; FIG. 4 is a rear elevation view thereof; FIG. 5 is a top plan view thereof; FIG. 6 is a bottom plan view thereof; FIG. 7 is an isometric view thereof; FIG. 8 is an exploded isometric view thereof showing a pick separated from a dental floss body; and, FIG. 9 is a cross-sectional view taken along line 9-9 of FIG. 1.

1 Claim, 6 Drawing Sheets



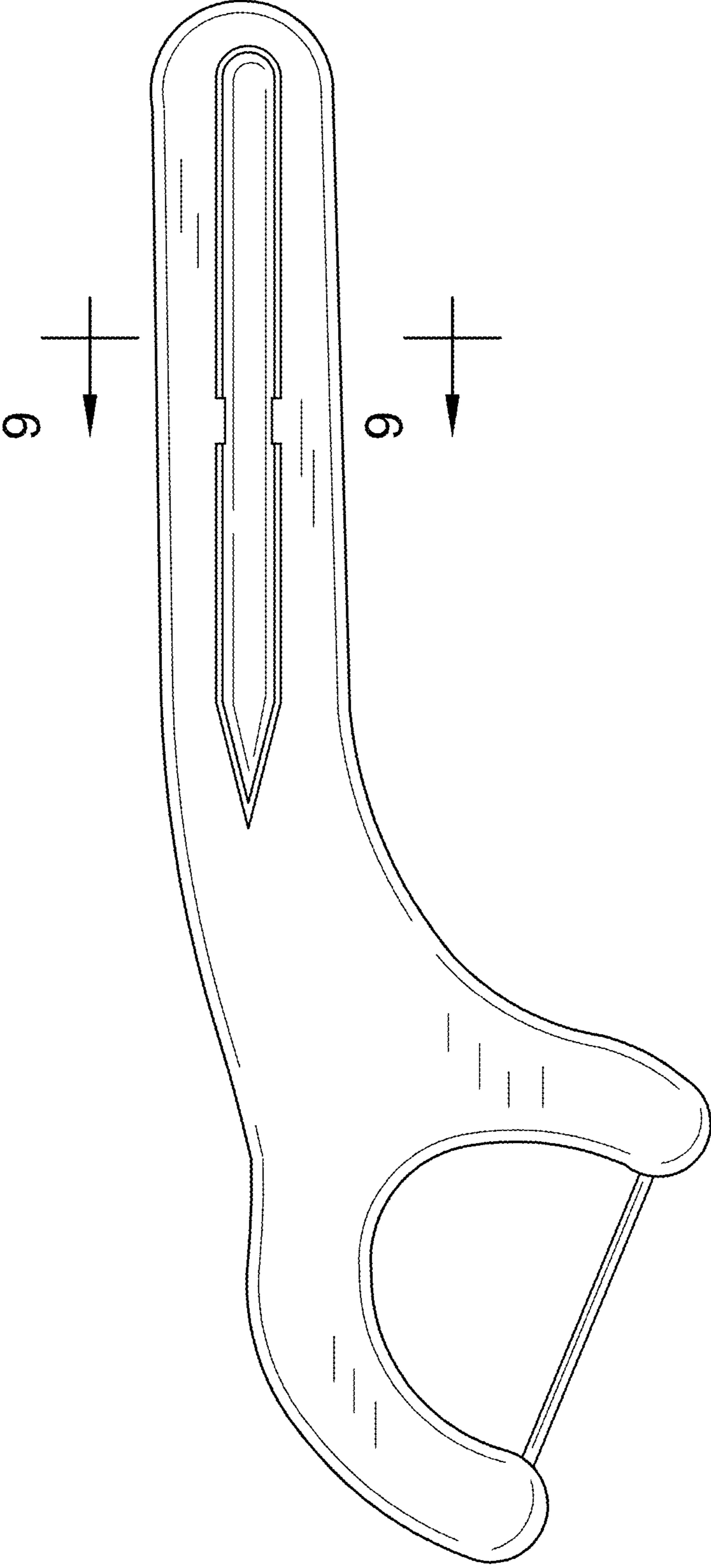


FIG. 1

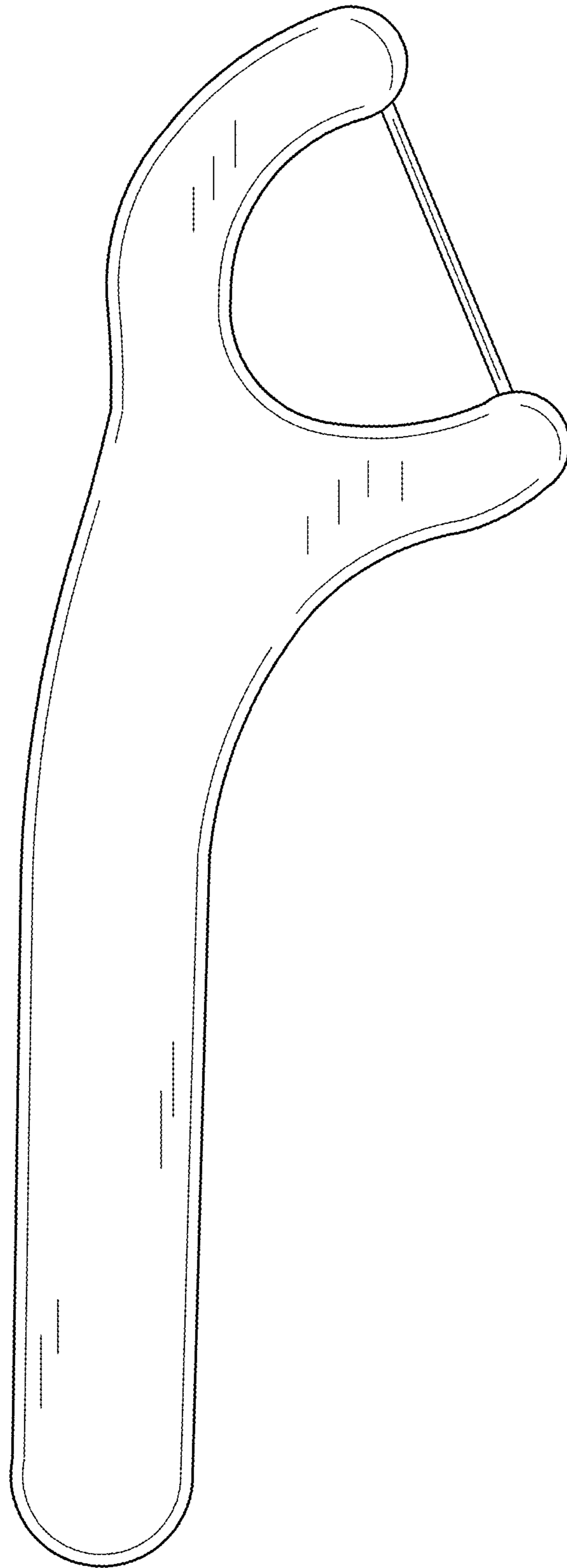


FIG. 2

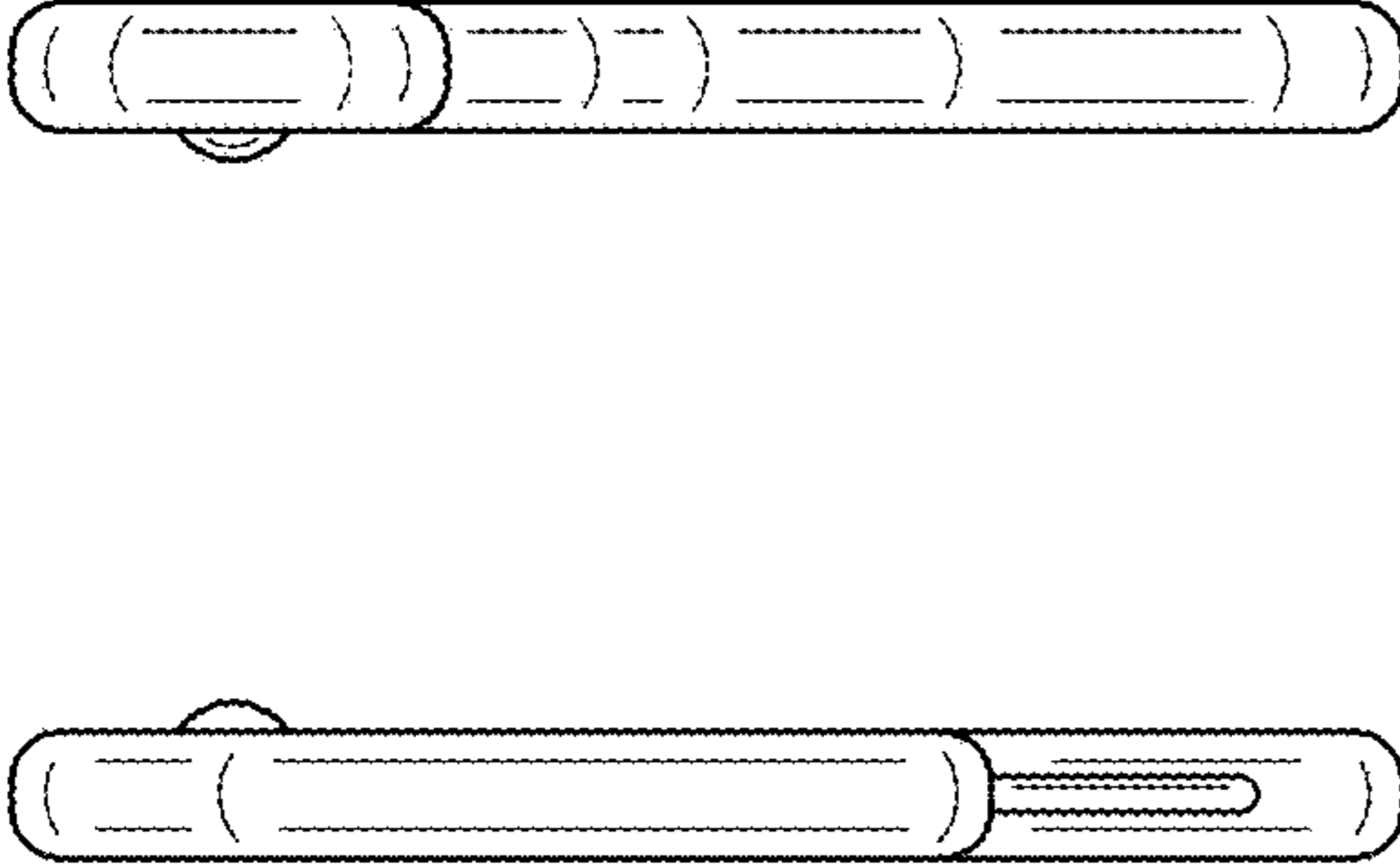


FIG. 3 FIG. 4




FIG. 5




FIG. 6

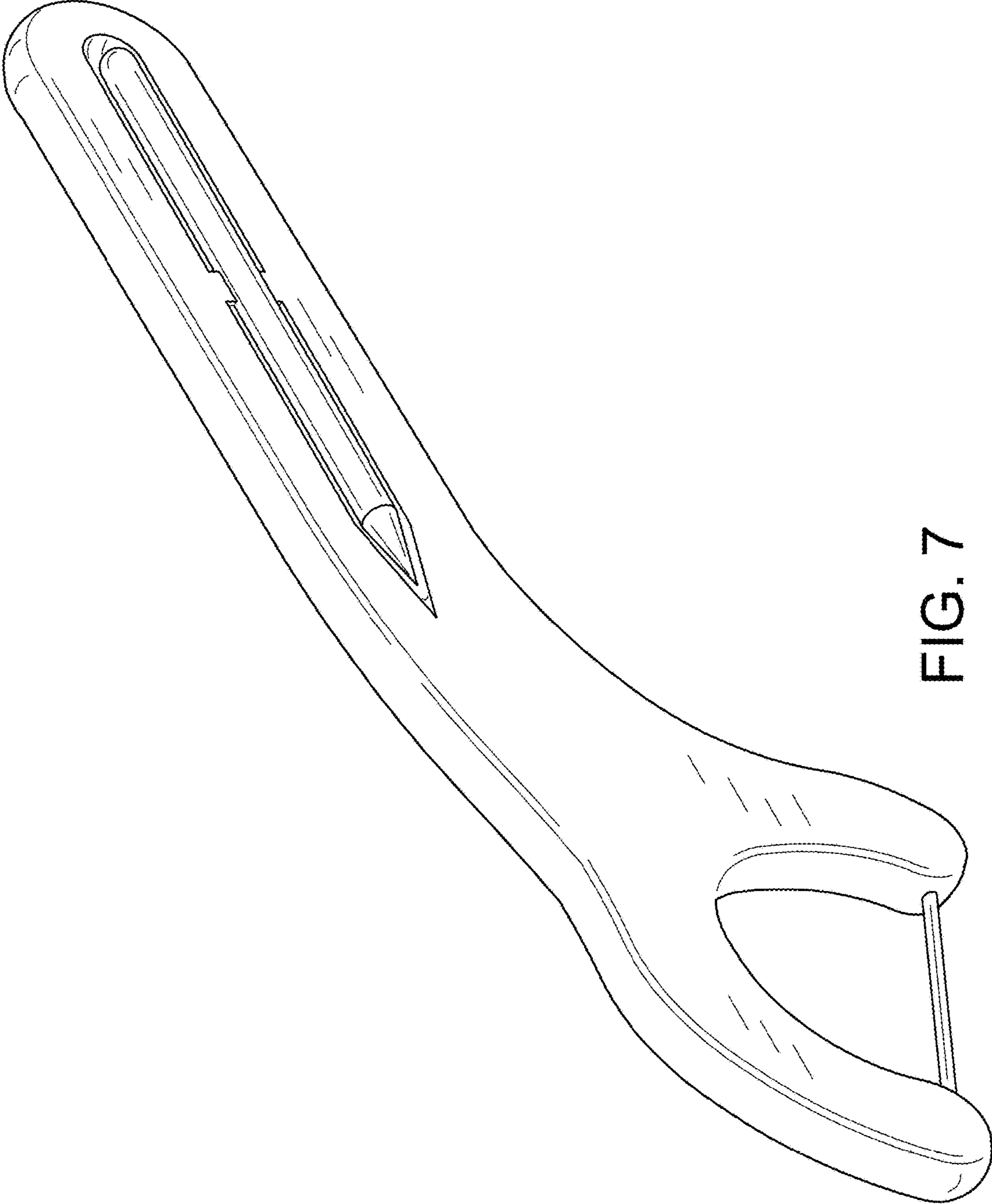


FIG. 7

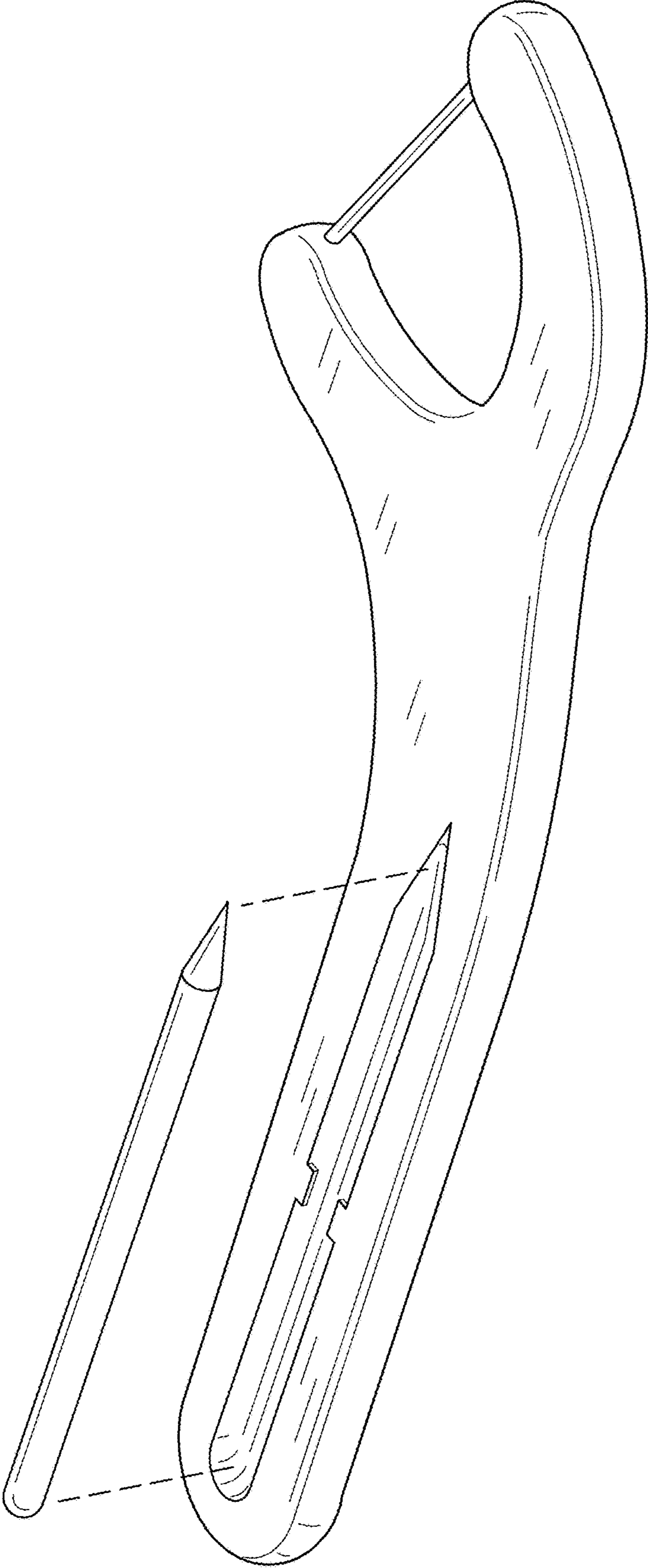


FIG. 8




FIG. 9