



US00D777376S

(12) **United States Design Patent** (10) **Patent No.:** **US D777,376 S**
Frankel (45) **Date of Patent:** **** Jan. 24, 2017**

(54) **SHAVER** 8,191,264 B2 * 6/2012 Veenstra B26B 19/141
30/346.51

(71) Applicant: **KONINKLIJKE PHILIPS N.V.**,
Eindhoven (NL) D738,042 S * 9/2015 Roland D28/50
9,174,349 B2 * 11/2015 Schmitt B26B 19/14
D748,857 S * 2/2016 Boulanger D28/50
D758,014 S * 5/2016 Smith D28/50
D758,017 S * 5/2016 Smith D28/50
D758,659 S * 6/2016 Smith D28/50

(72) Inventor: **Seth Peter Malkin Frankel**,
Amsterdam (NL) 2011/0173815 A1 * 7/2011 Koike B26B 19/145
30/43.6

(73) Assignee: **KONINKLIJKE PHILIPS N.V.**,
Eindhoven (NL) 2012/0110853 A1 * 5/2012 Mimura B26B 19/143
30/43.5
2014/0196292 A1 * 7/2014 Schmitt B26B 19/14
30/41.6
2016/0199987 A1 * 7/2016 Brada B26B 19/14
30/43.6
2016/0236360 A1 * 8/2016 Veltman B26B 19/146

(**) Term: **14 Years**

(21) Appl. No.: **29/524,639**

(22) Filed: **Apr. 22, 2015**

(30) **Foreign Application Priority Data**
Oct. 24, 2014 (EM) 002563486-0001

(51) **LOC (10) Cl.** **28-03**

(52) **U.S. Cl.**
USPC **D28/50**

(58) **Field of Classification Search**
USPC D28/44-44.1, 49-54
CPC B26B 19/00-19/107; B26B 19/20-19/265
See application file for complete search history.

(56) **References Cited**
U.S. PATENT DOCUMENTS

D405,922 S * 2/1999 Bone D28/50
D539,476 S * 3/2007 Dingelstad D28/50
D544,999 S * 6/2007 Prat-Pfister D28/50
D549,873 S * 8/2007 Prat-Pfister D28/50
D563,599 S * 3/2008 Prat-Pfister D28/50
D637,759 S * 5/2011 Byun D28/50
D651,746 S * 1/2012 Prat-Pfister D28/50

FOREIGN PATENT DOCUMENTS

CA 2897176 A1 * 7/2014 B26B 19/14
EP 2463067 A1 * 6/2012 B26B 19/14

(Continued)

Primary Examiner — Jennifer Rivard

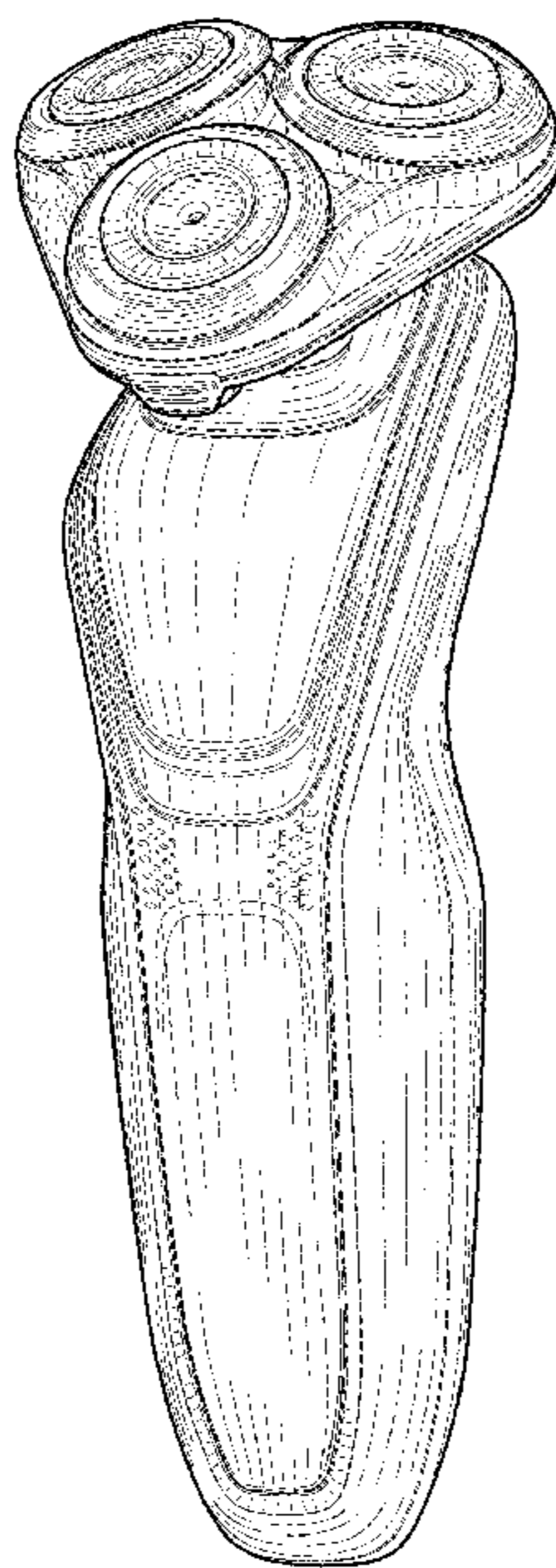
(57) **CLAIM**

The ornamental design for a shaver, as shown and described.

DESCRIPTION

FIG. 1 is a perspective view showing my design;
FIG. 2 is a front elevational view thereof;
FIG. 3 is a rear elevational view thereof;
FIG. 4 is a right side elevational view thereof;
FIG. 5 is a left side elevational view thereof;
FIG. 6 is a top plan view thereof; and,
FIG. 7 is a bottom plan view thereof.
The broken lines illustrate portions of the shaver and form no part of the claimed design.

1 Claim, 3 Drawing Sheets



(56)

References Cited

FOREIGN PATENT DOCUMENTS

EP	2614937	A1	*	7/2013	B26B	19/14
JP	4159876	B2	*	10/2008	B26B	19/141
JP	4919255	B2	*	4/2012	B26B	19/14
JP	4948735	B2	*	6/2012	B26B	19/141
JP	5207457	B2	*	6/2013	B26B	19/14
JP	5331005	B2	*	10/2013	B21D	53/64
WO	WO 2013152466	A1	*	10/2013	B26B	19/14

* cited by examiner

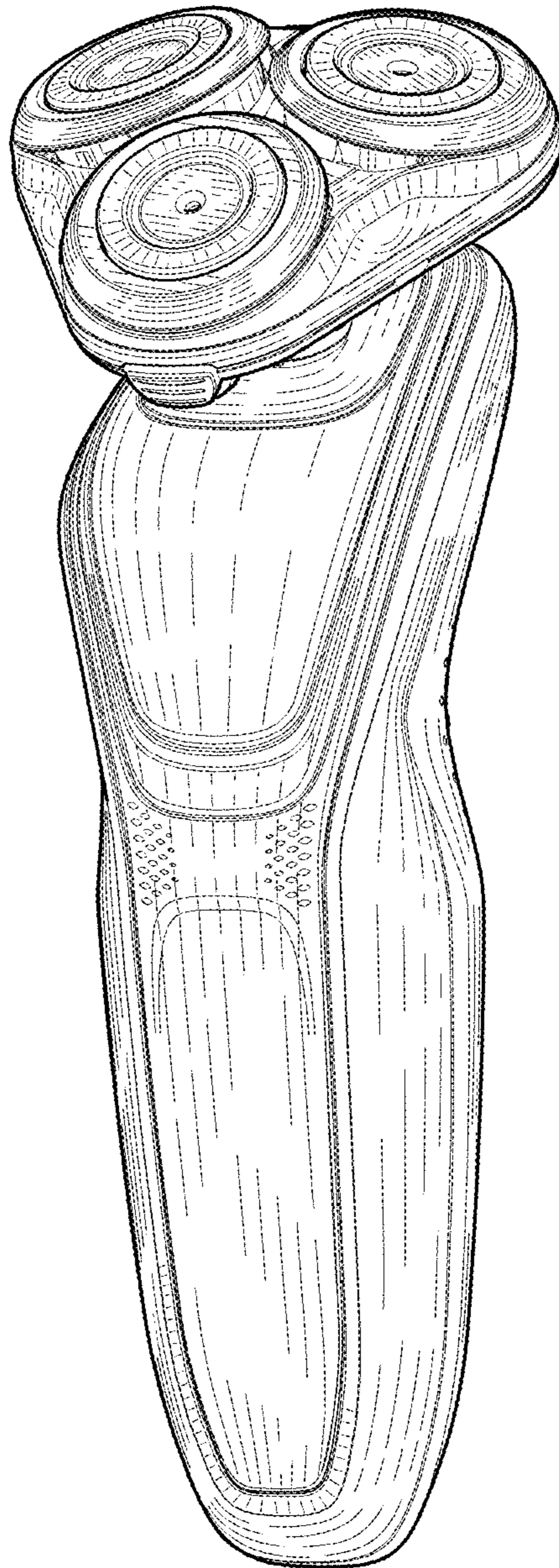


FIG. 1

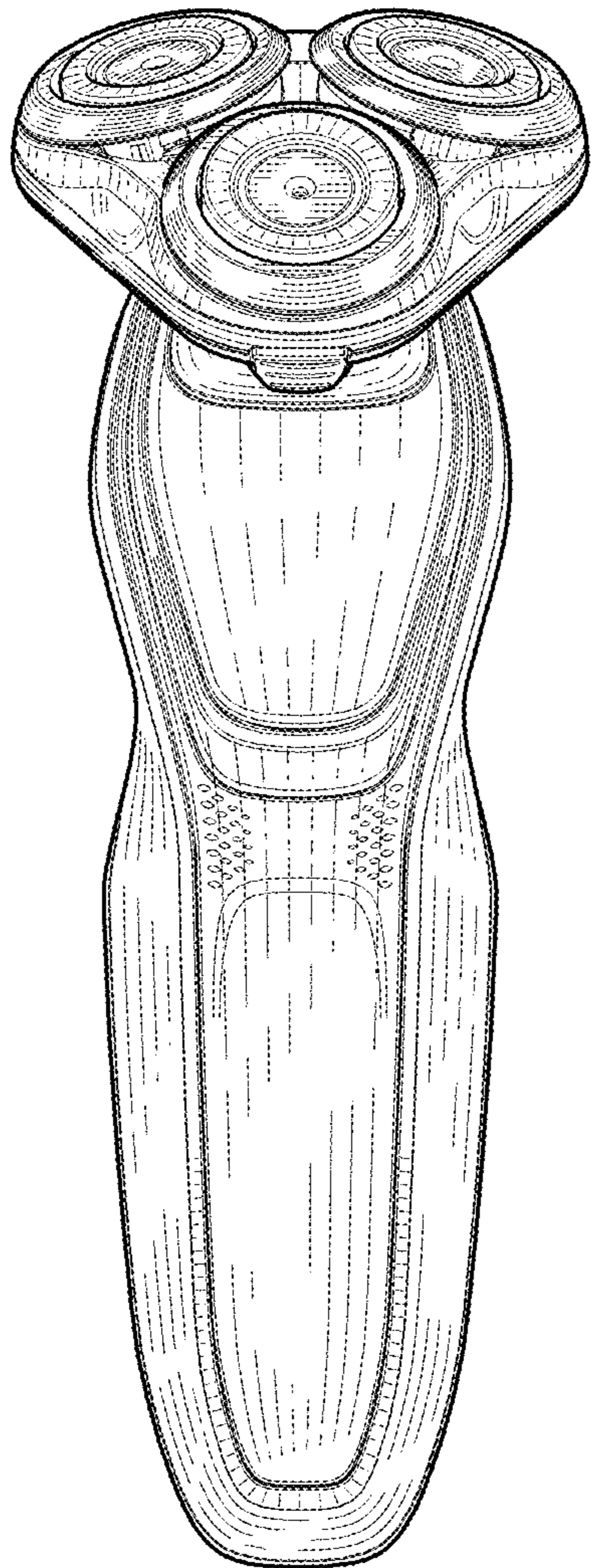


FIG. 2

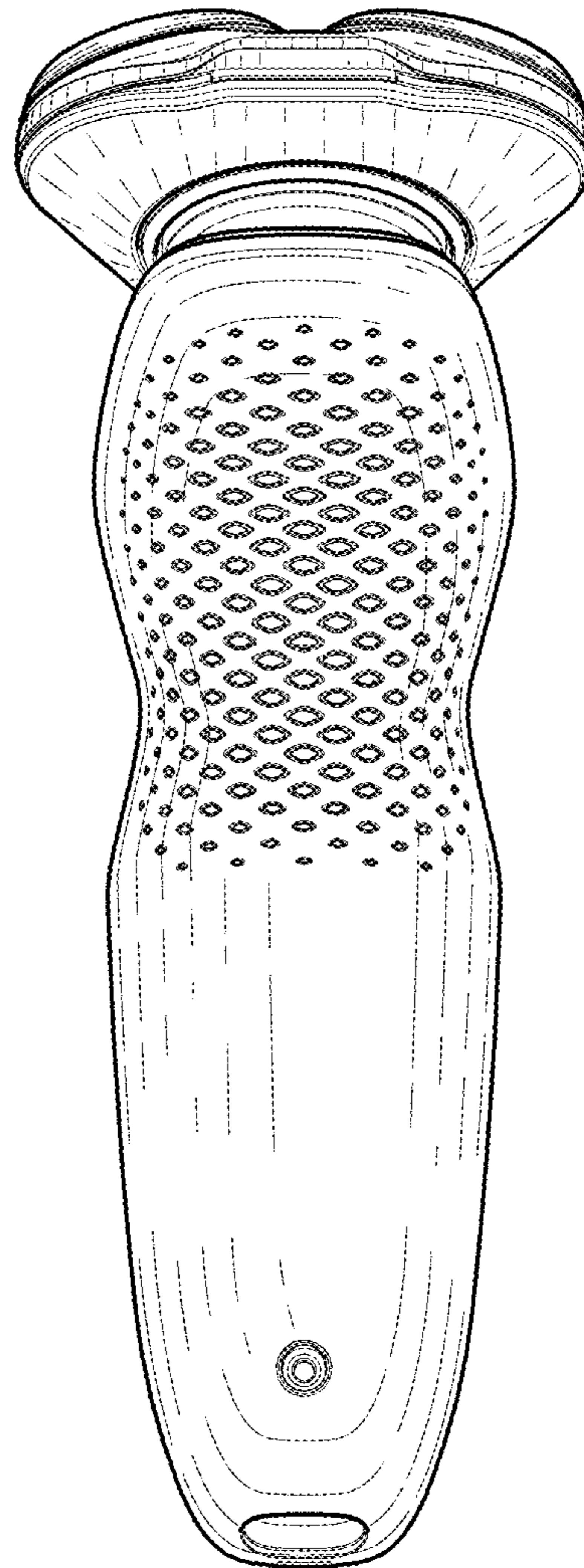


FIG. 3

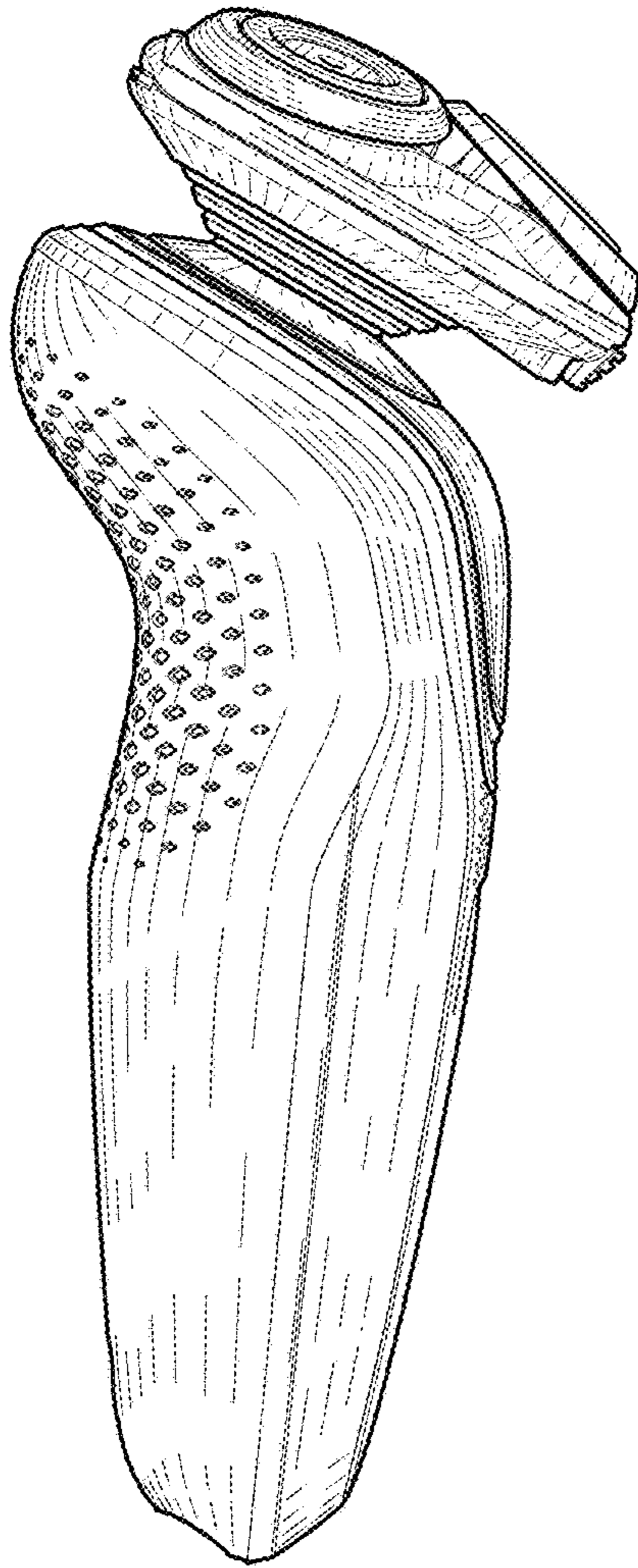


FIG. 4

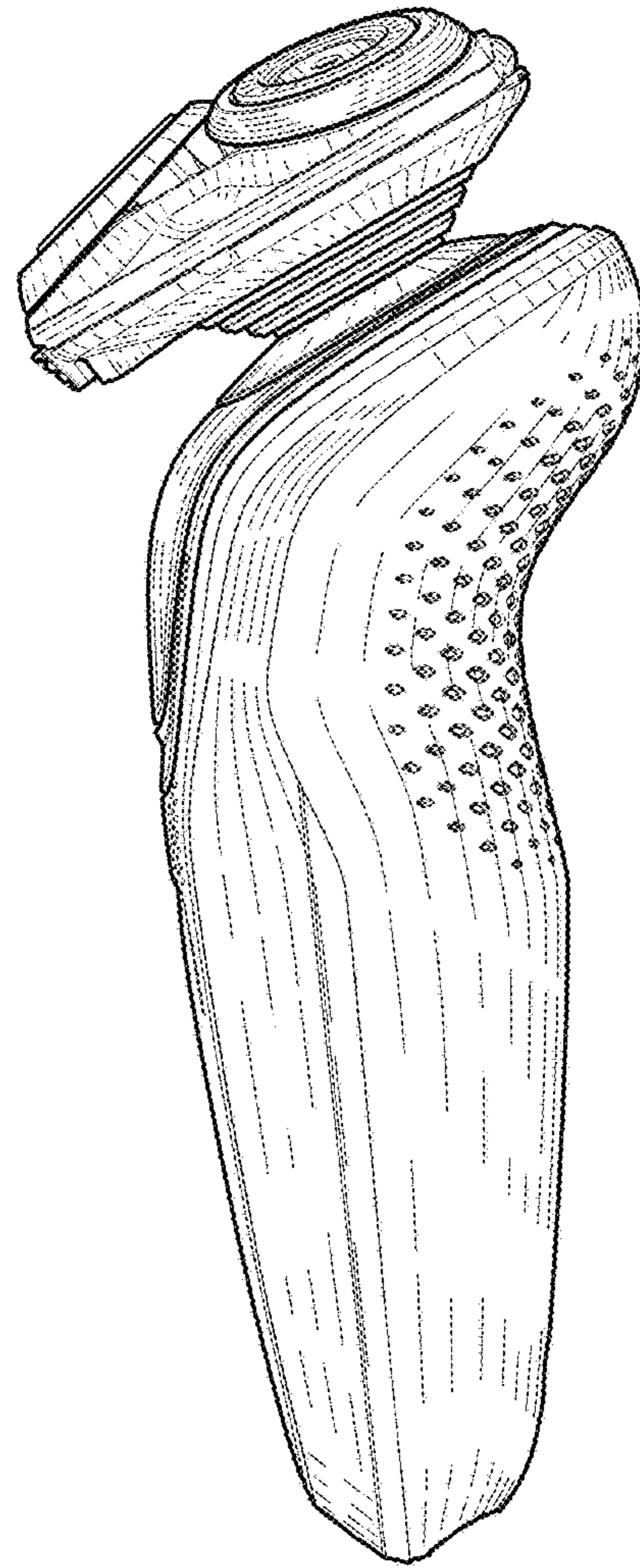


FIG. 5

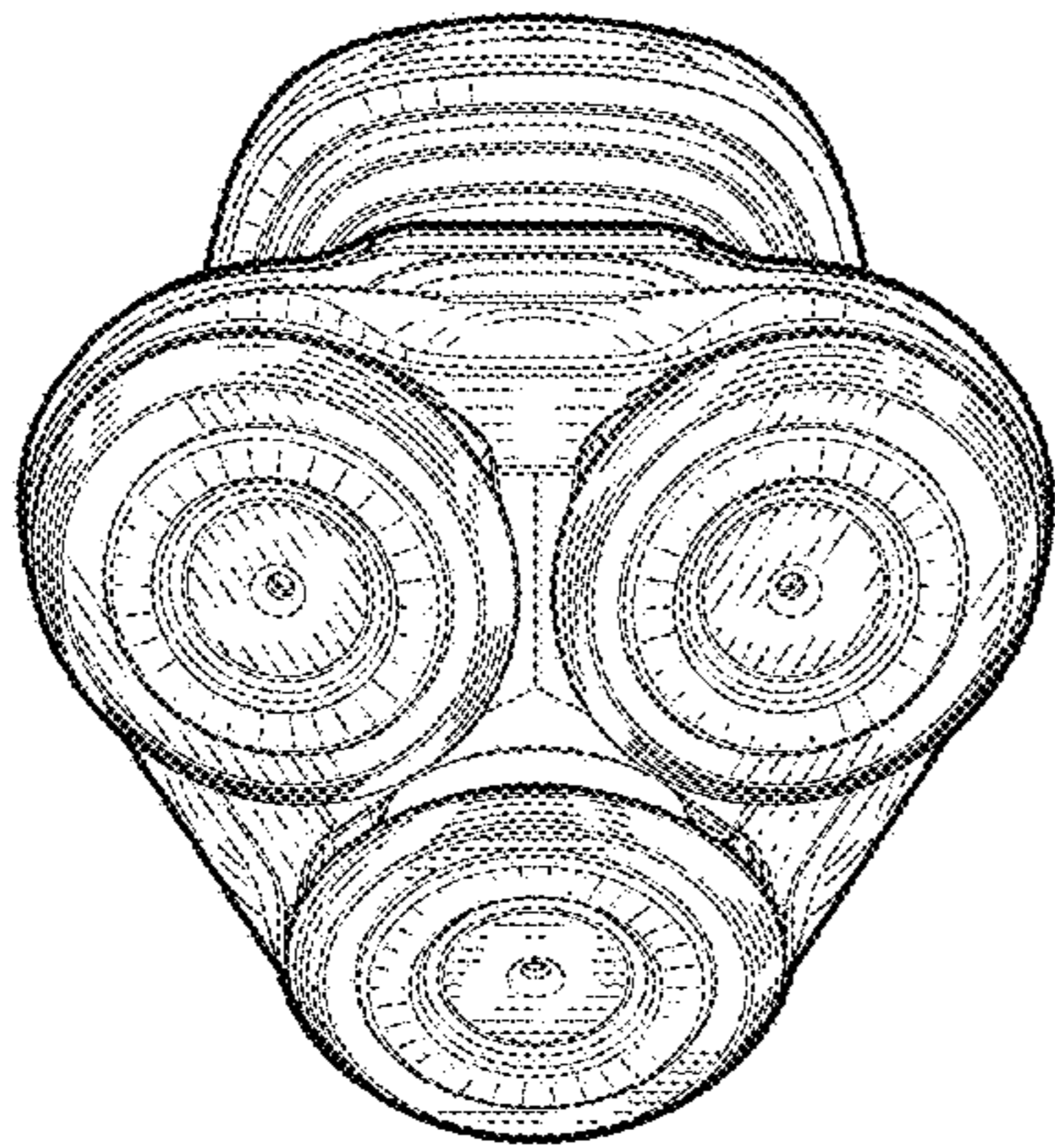


FIG. 6

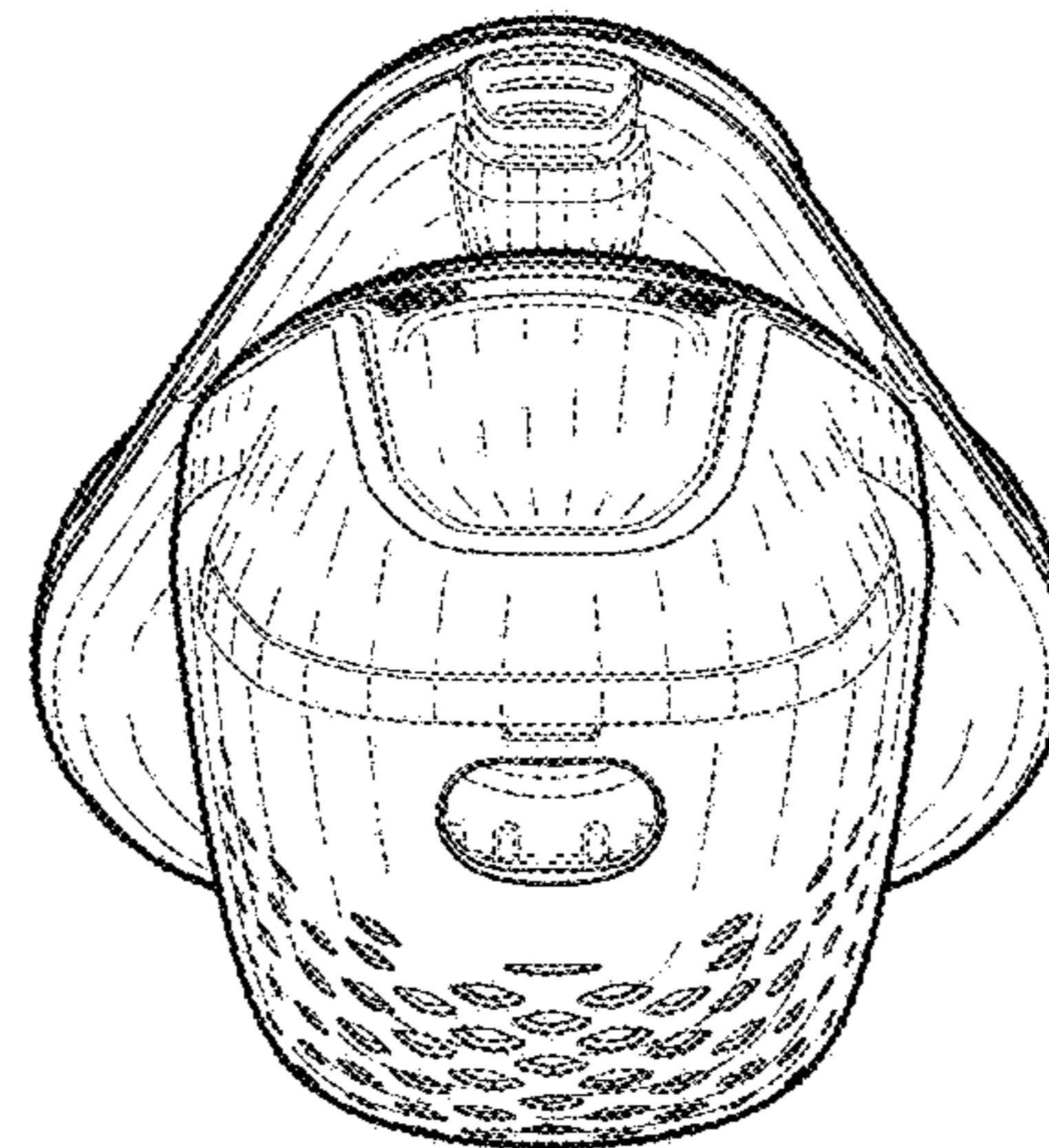


FIG. 7