



US00D777375S

(12) **United States Design Patent**  
**Frankel**

(10) **Patent No.:** **US D777,375 S**

(45) **Date of Patent:** **\*\* Jan. 24, 2017**

(54) **SHAVER WITHOUT SHAVING HEAD**

(71) Applicant: **KONINKLIJKE PHILIPS N.V.**,  
Eindhoven (NL)

(72) Inventor: **Seth Peter Malkin Frankel**,  
Amsterdam (NL)

(73) Assignee: **KONINKLIJKE PHILIPS N.V.**,  
Eindhoven (NL)

(\*\*) Term: **14 Years**

(21) Appl. No.: **29/524,636**

(22) Filed: **Apr. 22, 2015**

(30) **Foreign Application Priority Data**

Oct. 24, 2014 (EM) ..... 002563486-0003

(51) **LOC (10) Cl.** ..... **28-03**

(52) **U.S. Cl.**  
USPC ..... **D28/50**

(58) **Field of Classification Search**  
USPC ..... D28/44-44.1, 49-54  
CPC ..... B26B 19/00-19/107; B26B 19/20-19/265  
See application file for complete search history.

(56) **References Cited**

**U.S. PATENT DOCUMENTS**

D405,922 S *	2/1999	Bone	.....	D28/50
D539,476 S *	3/2007	Dingelstad	.....	D28/50
D544,999 S *	6/2007	Prat-Pfister	.....	D28/50
D549,873 S *	8/2007	Prat-Pfister	.....	D28/50
D563,599 S *	3/2008	Prat-Pfister	.....	D28/50
D637,759 S *	5/2011	Byun	.....	D28/50
D651,746 S *	1/2012	Prat-Pfister	.....	D28/50
8,191,264 B2 *	6/2012	Veenstra	.....	B26B 19/141
				30/346.51
D738,042 S *	9/2015	Roland	.....	D28/50

9,174,349 B2 *	11/2015	Schmitt	.....	B26B 19/14
D748,857 S *	2/2016	Boulanger	.....	D28/50
D758,014 S *	5/2016	Smith	.....	D28/50
D758,017 S *	5/2016	Smith	.....	D28/50
D758,659 S *	6/2016	Smith	.....	D28/50
2011/0173815 A1 *	7/2011	Koike	.....	B26B 19/145
				30/43.6
2012/0110853 A1 *	5/2012	Mimura	.....	B26B 19/143
				30/43.5
2014/0196292 A1 *	7/2014	Schmitt	.....	B26B 19/14
				30/41.6
2016/0199987 A1 *	7/2016	Brada	.....	B26B 19/14
				30/43.6
2016/0236360 A1 *	8/2016	Veltman	.....	B26B 19/146

**FOREIGN PATENT DOCUMENTS**

CA	2897176 A1 *	7/2014	.....	B26B 19/14
EP	2463067 A1 *	6/2012	.....	B26B 19/14

(Continued)

*Primary Examiner* — Jennifer Rivard

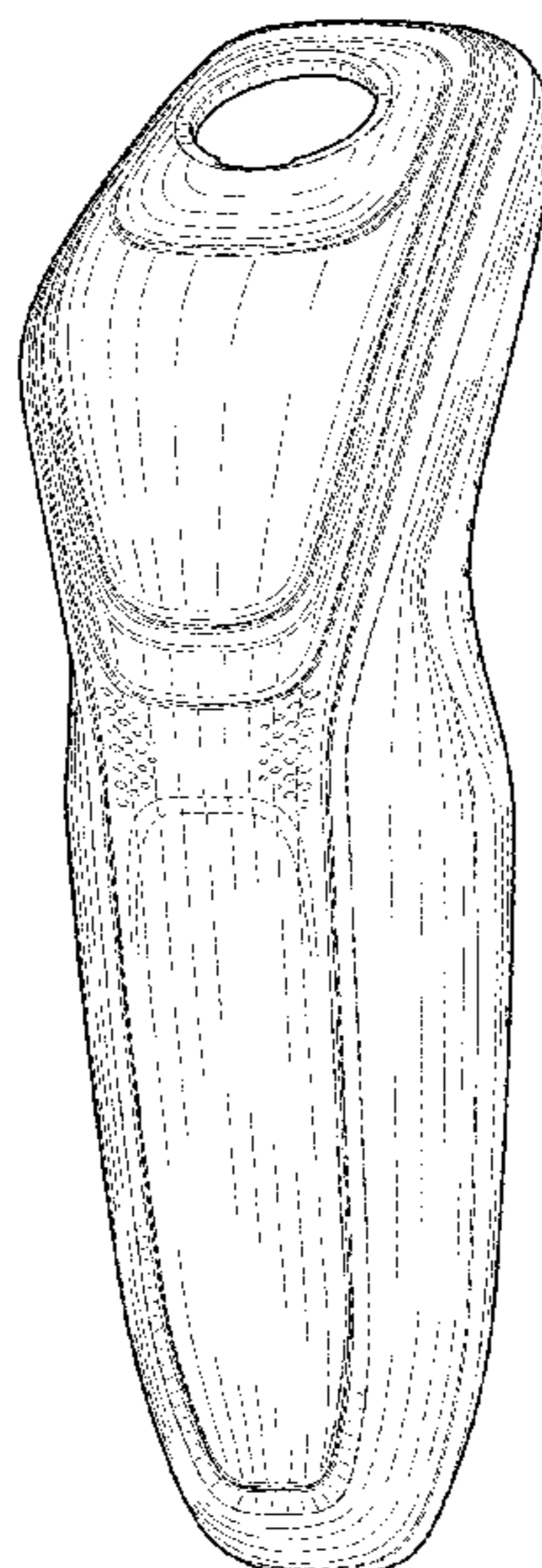
(57) **CLAIM**

The ornamental design for a shaver without shaving head, as shown and described.

**DESCRIPTION**

FIG. 1 is a perspective view showing my design;  
FIG. 2 is a front elevational view thereof;  
FIG. 3 is a rear elevational view thereof;  
FIG. 4 is a right side elevational view thereof;  
FIG. 5 is a left side elevational view thereof;  
FIG. 6 is a top plan view thereof; and,  
FIG. 7 is a bottom plan view thereof.  
The broken lines illustrate portions of the shaver and form no part of the claimed design.

**1 Claim, 3 Drawing Sheets**



(56)

**References Cited**

FOREIGN PATENT DOCUMENTS

EP	2614937	A1	*	7/2013	.....	B26B	19/14
JP	4159876	B2	*	10/2008	.....	B26B	19/141
JP	4919255	B2	*	4/2012	.....	B26B	19/14
JP	4948735	B2	*	6/2012	.....	B26B	19/141
JP	5207457	B2	*	6/2013	.....	B26B	19/14
JP	5331005	B2	*	10/2013	.....	B21D	53/64
WO	WO 2013152466	A1	*	10/2013	.....	B26B	19/14

\* cited by examiner

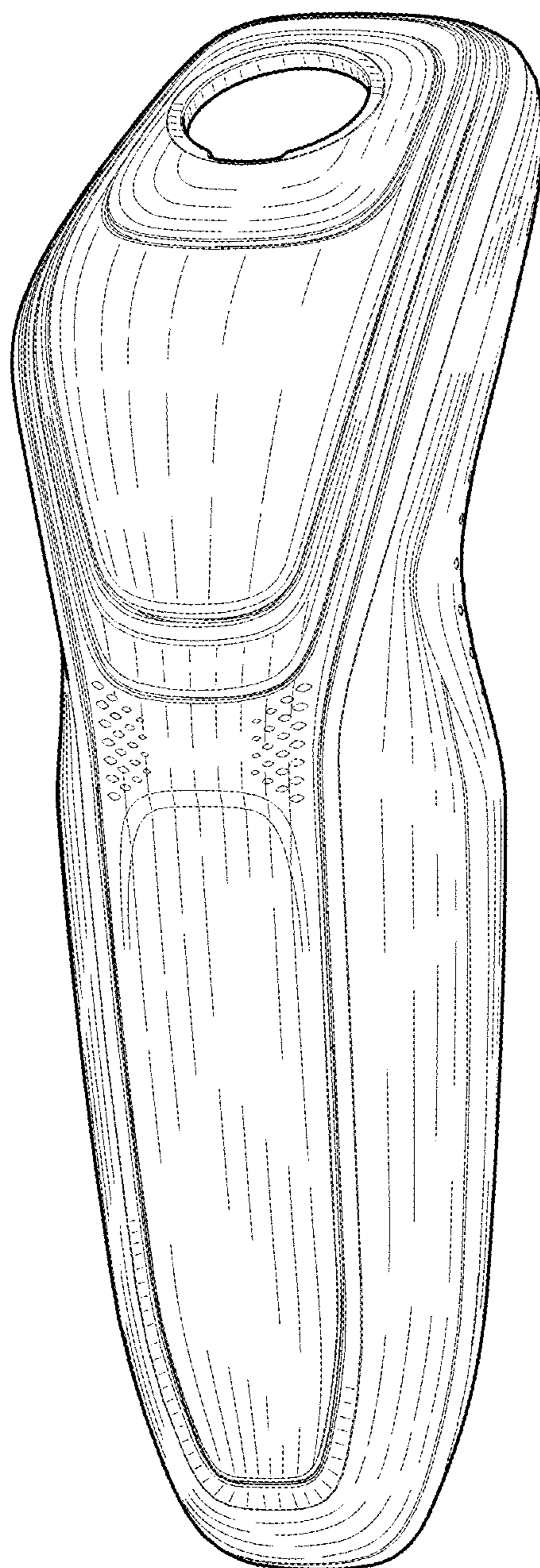


FIG. 1

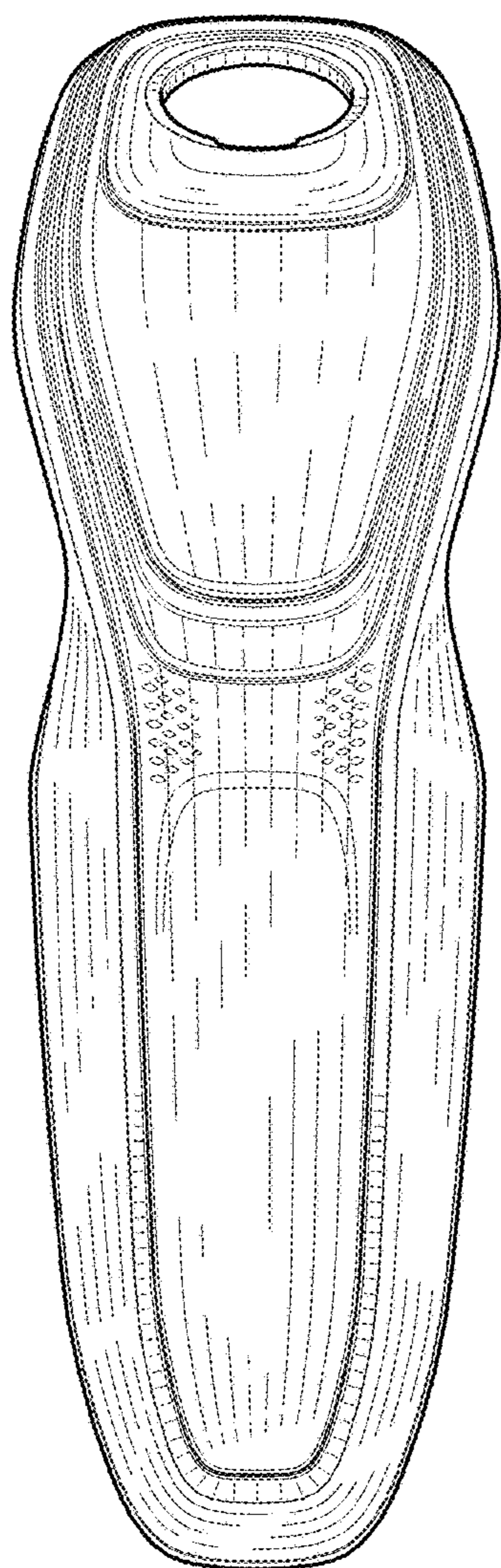


FIG. 2

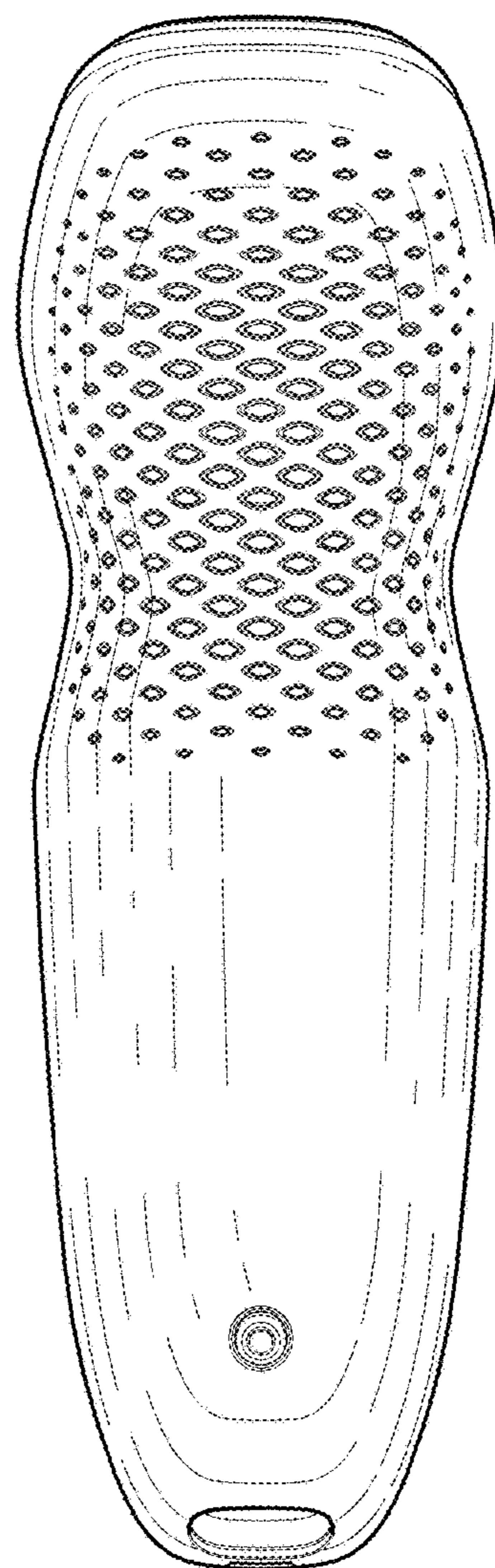


FIG. 3

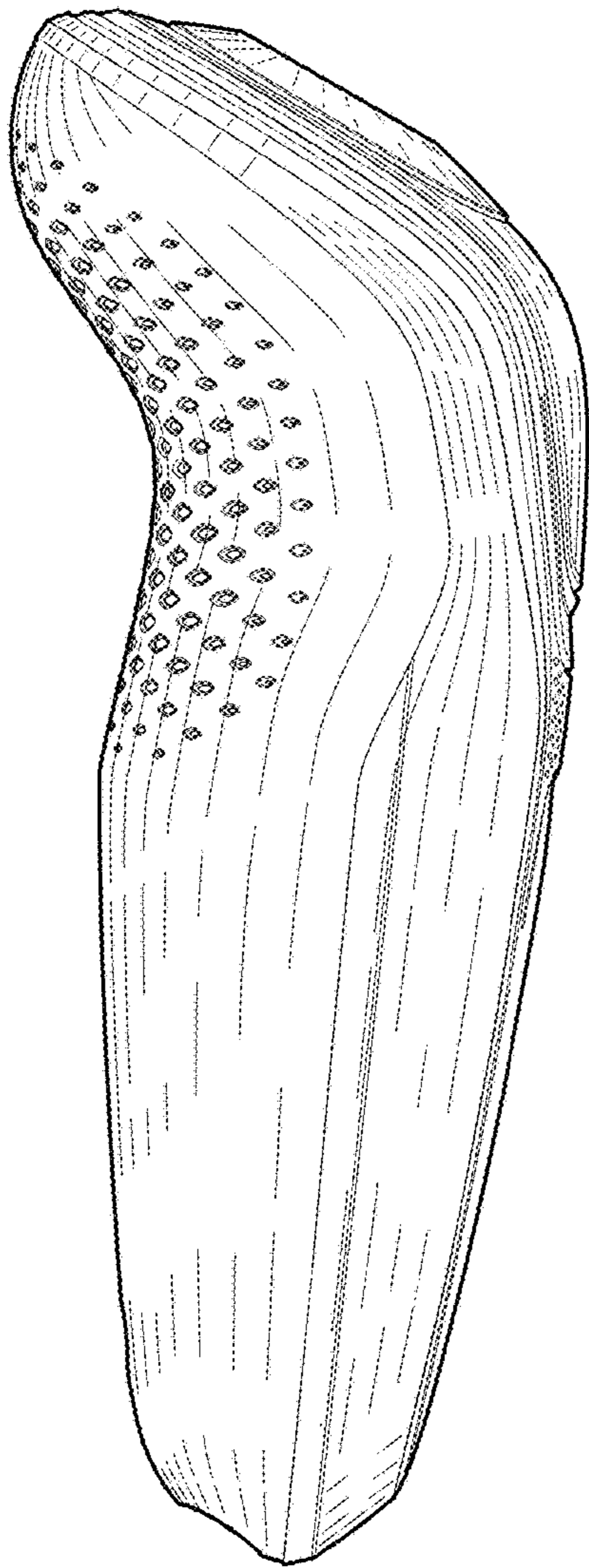


FIG. 4

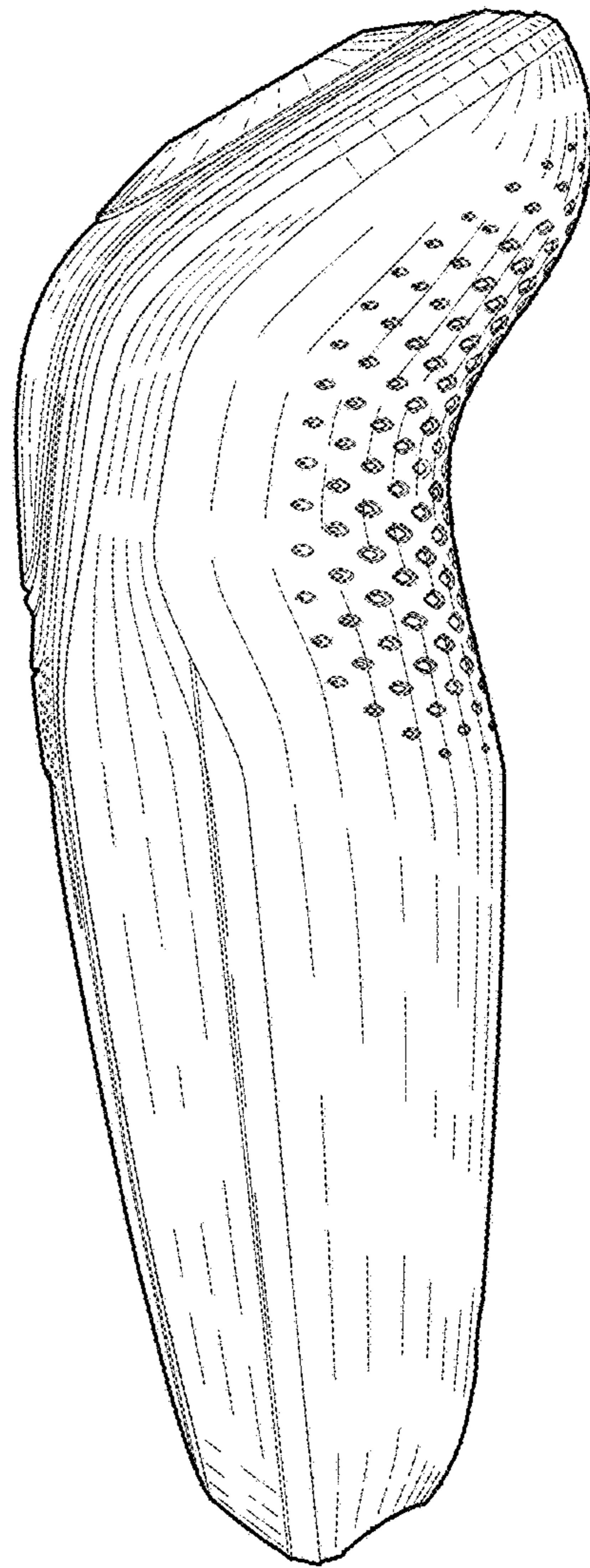


FIG. 5

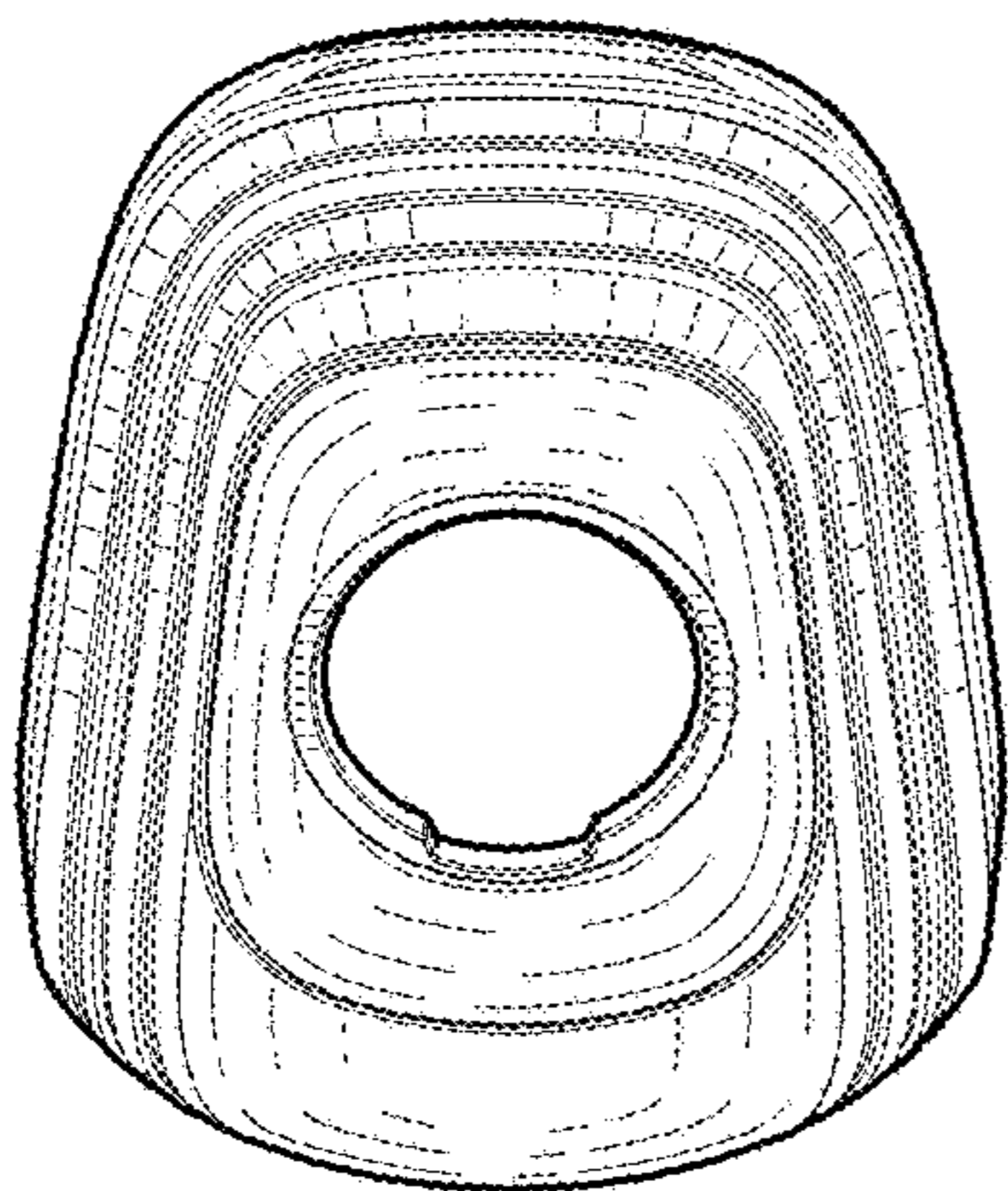


FIG. 6

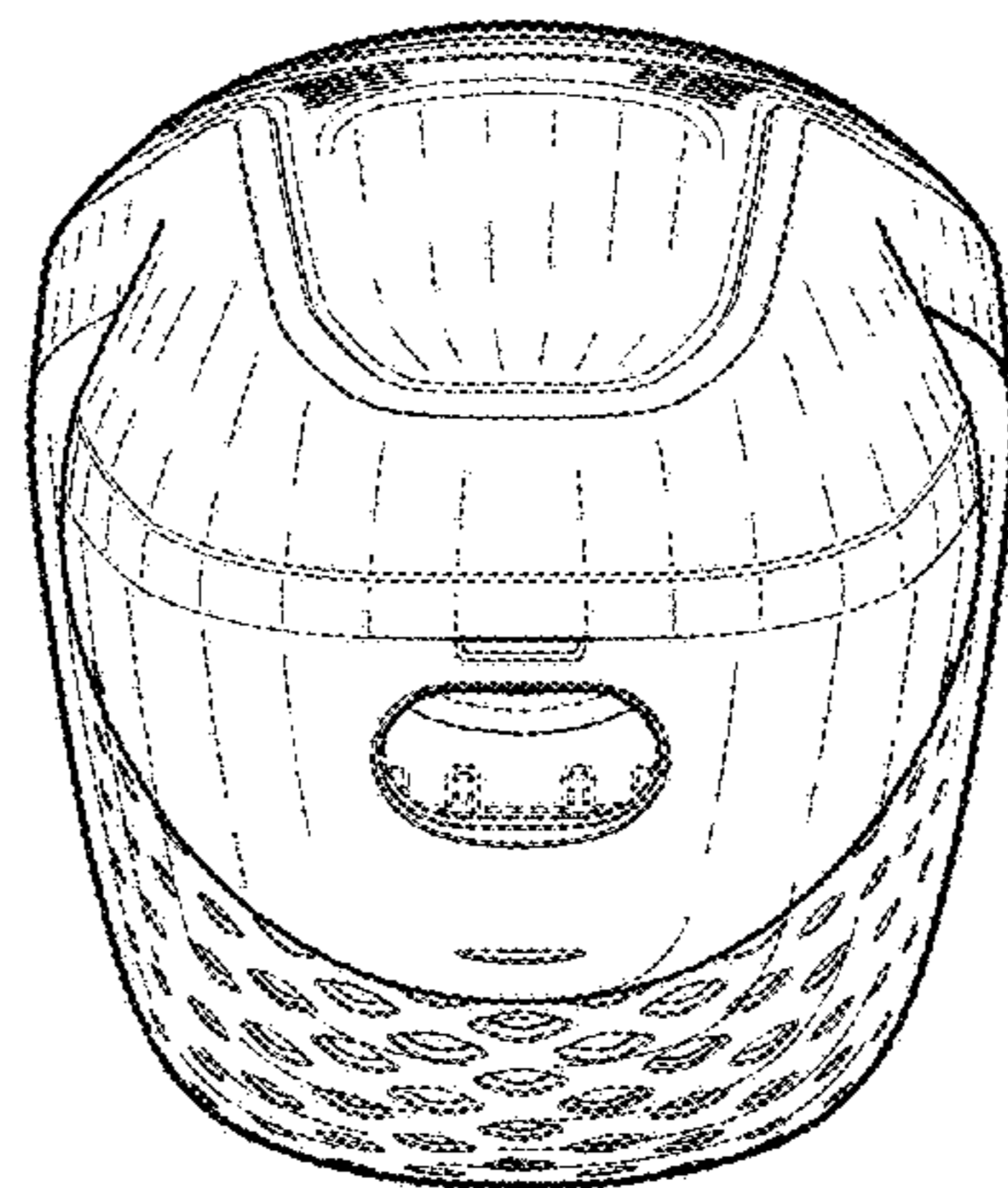


FIG. 7