



US00D777356S

(12) **United States Design Patent** (10) **Patent No.:** **US D777,356 S**
Maas (45) **Date of Patent:** **** Jan. 24, 2017**

(54) **COLLAPSIBLE SUSPENDED LIGHTING ASSEMBLY**

2,757,727 A * 8/1956 Findell E06B 9/386
160/168.1 R

(71) Applicant: **NBCUniversal Media, LLC**, New York, NY (US)

3,628,007 A 12/1971 Rosenberg
D272,658 S 2/1984 Schoenig
D288,999 S * 3/1987 Durkee D6/575
D341,744 S * 11/1993 Schaefer D6/575

(72) Inventor: **Richard William Maas**, Simi Valley, CA (US)

5,452,187 A 9/1995 Belfer et al.
5,601,361 A 2/1997 Lawrence
5,634,286 A 6/1997 Johnson

(Continued)

(73) Assignee: **NBCUniversal Media, LLC**, New York, NY (US)

OTHER PUBLICATIONS

(**) Term: **15 Years**

Kino Flo Blanket—Lite Product Detail, <https://web.archive.org/web/20090123154326/http://kinoflo.com/Lighting%20fixtures%20with%20Remote%20ballast/Blanket%20Lite/Blanket-Lite.htm>, 2006-2009, Kino Flo Incorporated, pp. 1-10.

(21) Appl. No.: **29/549,970**

(Continued)

(22) Filed: **Dec. 29, 2015**

Related U.S. Application Data

(63) Continuation of application No. 13/798,608, filed on Mar. 13, 2013.

Primary Examiner — Brian N Vinson

(51) **LOC (10) Cl.** **26-03**

(74) *Attorney, Agent, or Firm* — Fletcher Yoder, P.C.

(52) **U.S. Cl.**

(57) **CLAIM**

USPC **D26/24**

The ornamental design for a collapsible suspended lighting assembly, as shown and described.

(58) **Field of Classification Search**

DESCRIPTION

USPC D26/1, 24, 25, 34, 43, 46, 47, 72, 85,
D26/86, 94, 12, 113, 118, 138, 141, 152
CPC F21S 4/003; F21S 4/00; F21S 8/00;
F21V 23/002; F21V 23/00; F21V 21/00;
F21V 21/08; F21V 33/00; F21V 33/0004;
F21V 33/0024; F21V 33/0088; E06B
9/262; E06B 9/264; E06B 9/54; E04F
10/00; F21W 2121/00

FIG. 1 illustrates a perspective view of an embodiment of the design for the collapsible suspended lighting assembly, wherein parts of the system are shown in broken lines for illustrative purposes;

FIG. 2 illustrates a front view of the embodiment set forth in FIG. 1; and,

FIG. 3 illustrates a side view of the embodiment set forth in FIG. 1.

In this drawing, the solid lines illustrate the claimed ornamental design, whereas the broken lines illustrate environmental features that form no part of the claimed ornamental design of the subject embodiment.


See application file for complete search history.

(56) **References Cited**

U.S. PATENT DOCUMENTS

1,761,120 A 6/1930 Graham et al.
D103,745 S * 3/1937 Spiers D6/577
2,326,454 A * 8/1943 Gentile E06B 9/386
160/236

1 Claim, 3 Drawing Sheets



(56)

References Cited

U.S. PATENT DOCUMENTS

5,967,644 A 10/1999 Pan
 6,042,243 A 3/2000 Grill et al.
 6,601,634 B2* 8/2003 Weidenbach E06B 9/24
 160/10
 D560,306 S 1/2008 Ly
 7,513,644 B2 4/2009 Kufferath-Kassner et al.
 7,617,857 B2* 11/2009 Froese E06B 9/386
 160/10
 D614,780 S 4/2010 Huang
 8,172,426 B2* 5/2012 Frey G02F 1/133305
 362/217.16
 D728,264 S * 5/2015 Bacolas D6/575
 D758,758 S * 6/2016 Huang D6/577
 2007/0030678 A1 2/2007 Bedson et al.
 2007/0159413 A1 7/2007 Thorjussen et al.
 2007/0182666 A1 8/2007 Hochman et al.
 2008/0010878 A1 1/2008 Hansen et al.

2008/0041533 A1 2/2008 Ziegler
 2008/0055106 A1 3/2008 Zhang
 2009/0067173 A1 3/2009 Kufferath-Kassner et al.
 2010/0302772 A1 12/2010 Lin
 2011/0096531 A1 4/2011 Frey
 2011/0126992 A1 6/2011 Yordanova
 2011/0222276 A1 9/2011 Kasuya
 2012/0008315 A1 1/2012 Simon et al.
 2014/0078760 A1 3/2014 Rossini
 2015/0226391 A1 8/2015 Sellam

OTHER PUBLICATIONS

Kino Flo Blanket—Lite Product Detail, <https://web.archive.org/web/20060820164345/http://kinoflo.com/Lighting%20fixtures%20with%20Remote%20ballast/Blanket%20Lite/Blanket-Lite.htm>, 2006-2009, Kino Flo Incorporated, p. 1.

* cited by examiner




FIG. 1




FIG. 2




FIG. 3