



US00D777354S

(12) **United States Design Patent** (10) **Patent No.:** **US D777,354 S**
Reier et al. (45) **Date of Patent:** **** Jan. 24, 2017**

(54) **LED LIGHT BULB**

FOREIGN PATENT DOCUMENTS

(71) Applicant: **Cree, Inc.**, Durham, NC (US)

EP 1058221 A2 12/2000
EP 0890059 B1 6/2004

(72) Inventors: **Bart P. Reier**, Cary, NC (US); **Daniel J. Van Epps, Jr.**, Apex, NC (US); **David Power**, Morrisville, NC (US)

(Continued)

(73) Assignee: **Cree, Inc.**, Durham, NC (US)

USPTO; U.S. Appl. No. 29/532,681, filed Jun. 9, 2015.

(**) Term: **15 Years**

Primary Examiner — Marcus Jackson

(21) Appl. No.: **29/528,132**

(74) *Attorney, Agent, or Firm* — Dennis J. Williamson;
Moore & Van Allen PLLC

(22) Filed: **May 26, 2015**

(57) **CLAIM**

(51) **LOC (10) Cl.** **26-04**

We claim the ornamental design for a LED light bulb, as shown and described.

(52) **U.S. Cl.**

USPC **D26/2**

DESCRIPTION

(58) **Field of Classification Search**

USPC D26/1-4; 313/313, 315, 316, 317, 318,
313/493; 315/52, 53, 56, 57, 58

CPC H01J 5/48; H01J 5/50; H01J 19/54;
F21V 5/00

See application file for complete search history.

FIG. 1 is a front perspective view of a LED light bulb embodiment comprising a base showing our new design; FIG. 2 is a first side elevation view of the LED light bulb embodiment thereof; FIG. 3 is a second side elevation view of the LED light bulb embodiment thereof; FIG. 4 is a third side elevation view of the LED light bulb embodiment thereof; FIG. 5 is a fourth side elevation view of the LED light bulb embodiment thereof; FIG. 6 is a top elevation view of the LED light bulb embodiment thereof; and, FIG. 7 is a bottom elevation view of the LED light bulb embodiment thereof.

(56) **References Cited**

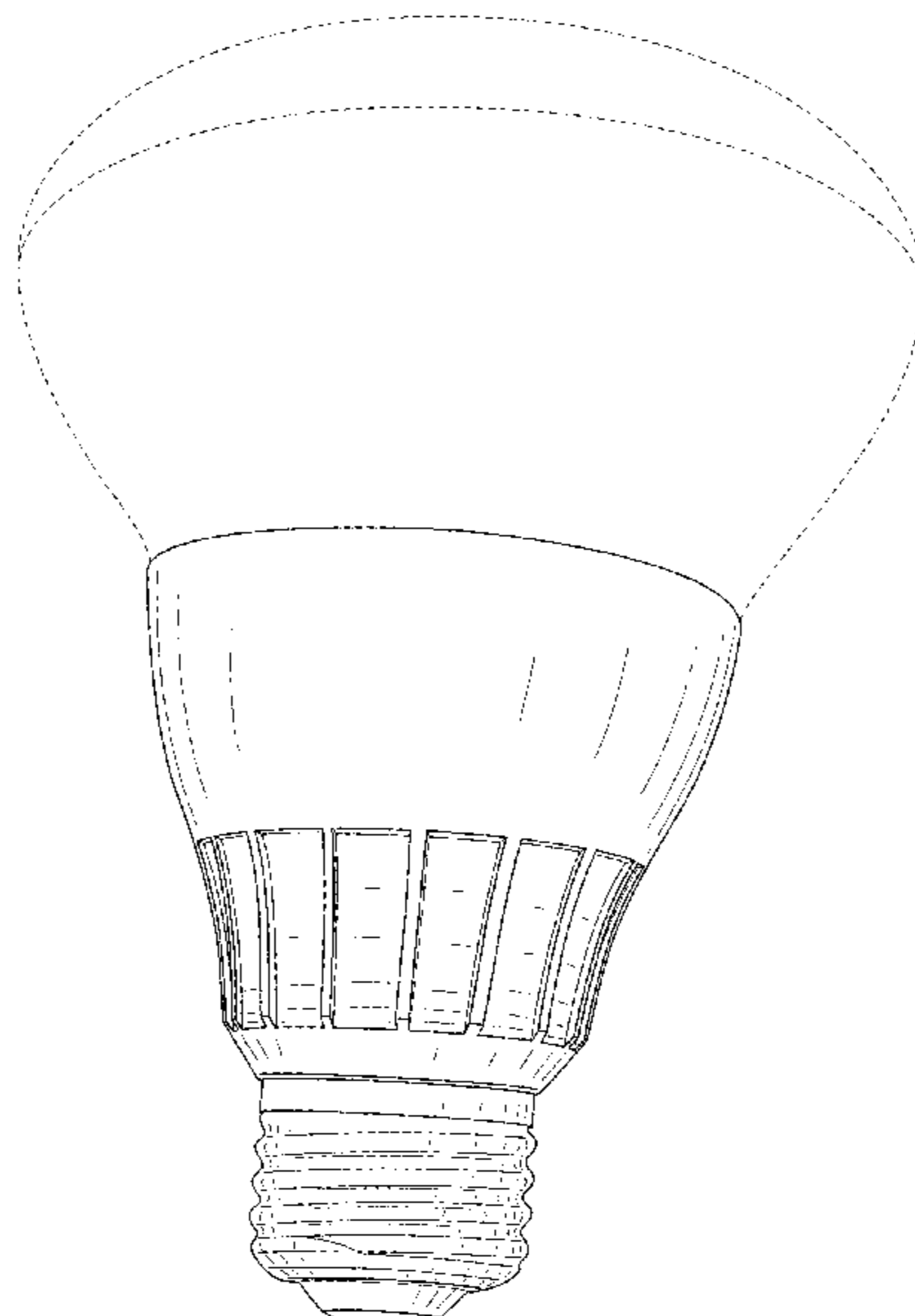
U.S. PATENT DOCUMENTS

3,581,162	A	5/1971	Wheatley
5,463,280	A	10/1995	Johnson
5,561,346	A	10/1996	Byrne
5,585,783	A	12/1996	Hall
5,655,830	A	8/1997	Ruskouski
5,688,042	A	11/1997	Madadi et al.
5,806,965	A	9/1998	Deese
5,947,588	A	9/1999	Huang
5,949,347	A	9/1999	Wu
6,220,722	B1	4/2001	Begemann
6,227,679	B1	5/2001	Zhang et al.
6,234,648	B1	5/2001	Borner et al.
6,250,774	B1	6/2001	Begemann et al.

(Continued)

Broken lines in any of the foregoing Figures are for illustrative purposes only and form no part of the claimed design. The enclosure as shown can be at least partially opaque, or at least partially translucent, or can be at least partially clear. The base as shown can be opaque or translucent.

1 Claim, 7 Drawing Sheets



(56)

References Cited

U.S. PATENT DOCUMENTS

6,276,822 B1 8/2001 Bedrosian et al.
 6,465,961 B1 10/2002 Cao
 6,523,978 B1 2/2003 Huang
 6,550,953 B1 4/2003 Ichikawa et al.
 6,634,770 B2 10/2003 Cao
 6,659,632 B2 12/2003 Chen
 6,709,132 B2 3/2004 Ishibashi
 6,803,607 B1 10/2004 Chan et al.
 6,848,819 B1 2/2005 Arndt et al.
 6,864,513 B2 3/2005 Lin et al.
 D508,575 S * 8/2005 Buschmann D26/2
 6,948,829 B2 9/2005 Verdes et al.
 6,982,518 B2 1/2006 Chou et al.
 7,048,412 B2 5/2006 Martin et al.
 7,080,924 B2 7/2006 Tseng et al.
 7,086,756 B2 8/2006 Maxik
 7,086,767 B2 8/2006 Sidwell et al.
 D528,227 S * 9/2006 Chou D26/2
 7,144,135 B2 12/2006 Martin et al.
 7,165,866 B2 1/2007 Li
 7,172,314 B2 2/2007 Currie et al.
 D553,267 S * 10/2007 Yuen D26/2
 7,354,174 B1 4/2008 Yan
 7,396,142 B2 7/2008 Laizure, Jr. et al.
 7,600,882 B1 10/2009 Morejon et al.
 D615,220 S * 5/2010 Crane D26/2
 D616,574 S * 5/2010 Chen D26/2
 7,726,836 B2 6/2010 Chen
 7,824,065 B2 11/2010 Maxik
 7,965,023 B1 6/2011 Liang
 8,021,025 B2 9/2011 Lee
 D654,193 S * 2/2012 Tong D26/2
 8,154,181 B1 4/2012 Lin et al.
 8,198,819 B2 6/2012 Lenk
 8,253,316 B2 8/2012 Sun et al.
 8,272,762 B2 9/2012 Maxik et al.

8,274,241 B2 9/2012 Guest et al.
 8,277,082 B2 10/2012 Dassanayake et al.
 8,282,249 B2 10/2012 Liang et al.
 8,282,250 B1 10/2012 Dassanayake et al.
 8,292,468 B2 10/2012 Narendran et al.
 8,322,896 B2 12/2012 Falicoff et al.
 8,371,722 B2 2/2013 Carroll
 8,400,051 B2 3/2013 Hakata et al.
 8,415,865 B2 4/2013 Liang et al.
 8,421,320 B2 4/2013 Chuang
 8,421,321 B2 4/2013 Chuang
 8,421,322 B2 4/2013 Carroll et al.
 8,421,329 B2 4/2013 Liang et al.
 8,427,037 B2 4/2013 Liang et al.
 8,449,154 B2 5/2013 Uemoto et al.
 8,502,468 B2 8/2013 Li et al.
 8,556,465 B2 10/2013 Lee et al.
 8,641,237 B2 2/2014 Chuang
 8,653,723 B2 2/2014 Cao et al.
 8,696,168 B2 4/2014 Li et al.
 8,740,415 B2 6/2014 Wheelock
 8,750,671 B1 6/2014 Kelly et al.
 8,752,984 B2 6/2014 Lenk et al.
 8,760,042 B2 6/2014 Sakai et al.
 2004/0201990 A1 10/2004 Meyer
 2009/0184618 A1 7/2009 Hakata et al.
 2012/0040585 A1 2/2012 Huang

FOREIGN PATENT DOCUMENTS

GB 2345954 A 7/2000
 JP H09265807 A 10/1997
 JP 2000173304 A 6/2000
 JP 2001118403 A 4/2001
 WO 0124583 A1 4/2001
 WO 0160119 A2 8/2001
 WO 2012011279 A1 1/2012
 WO 2012031533 A1 3/2012

* cited by examiner

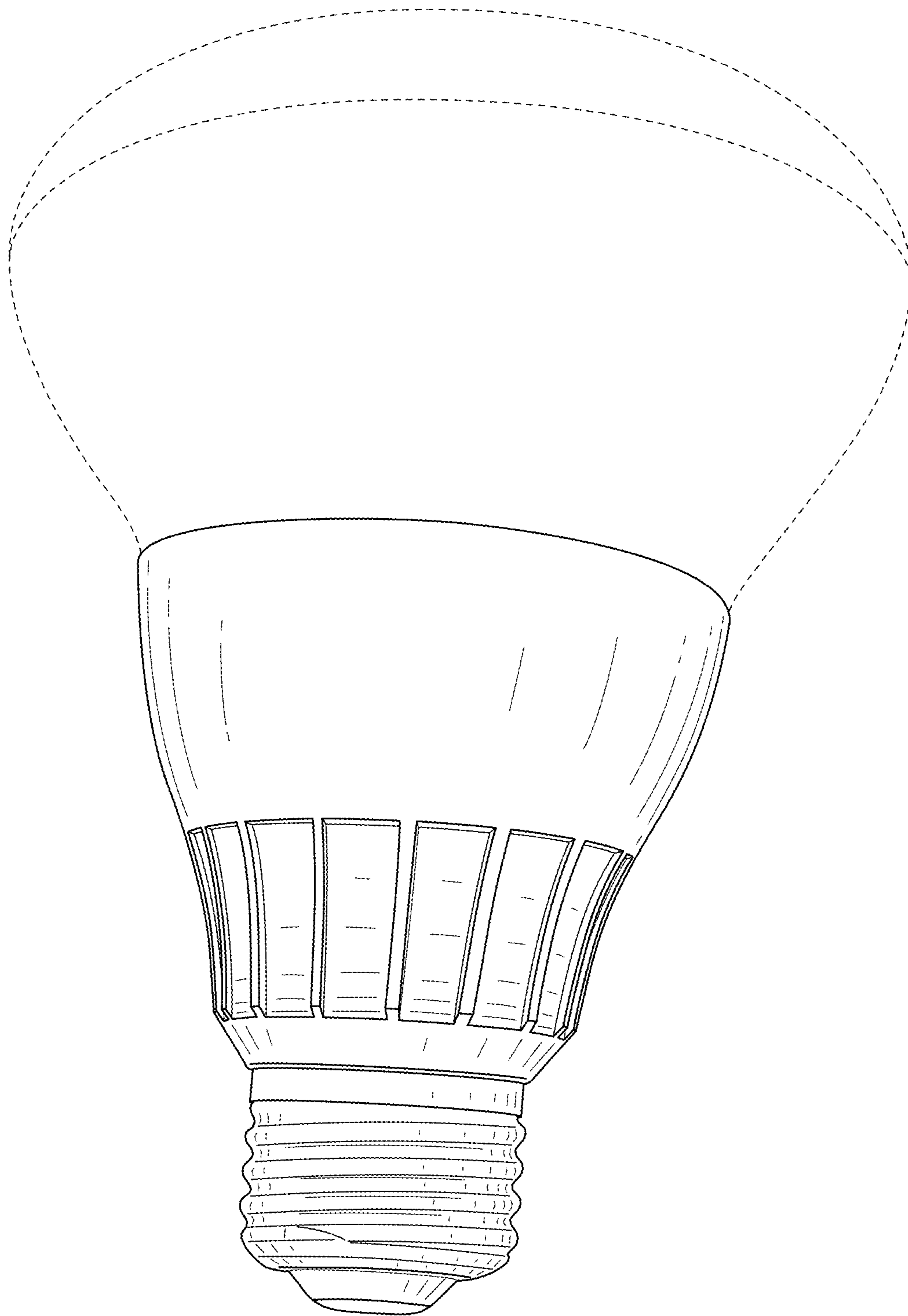


FIG. 1

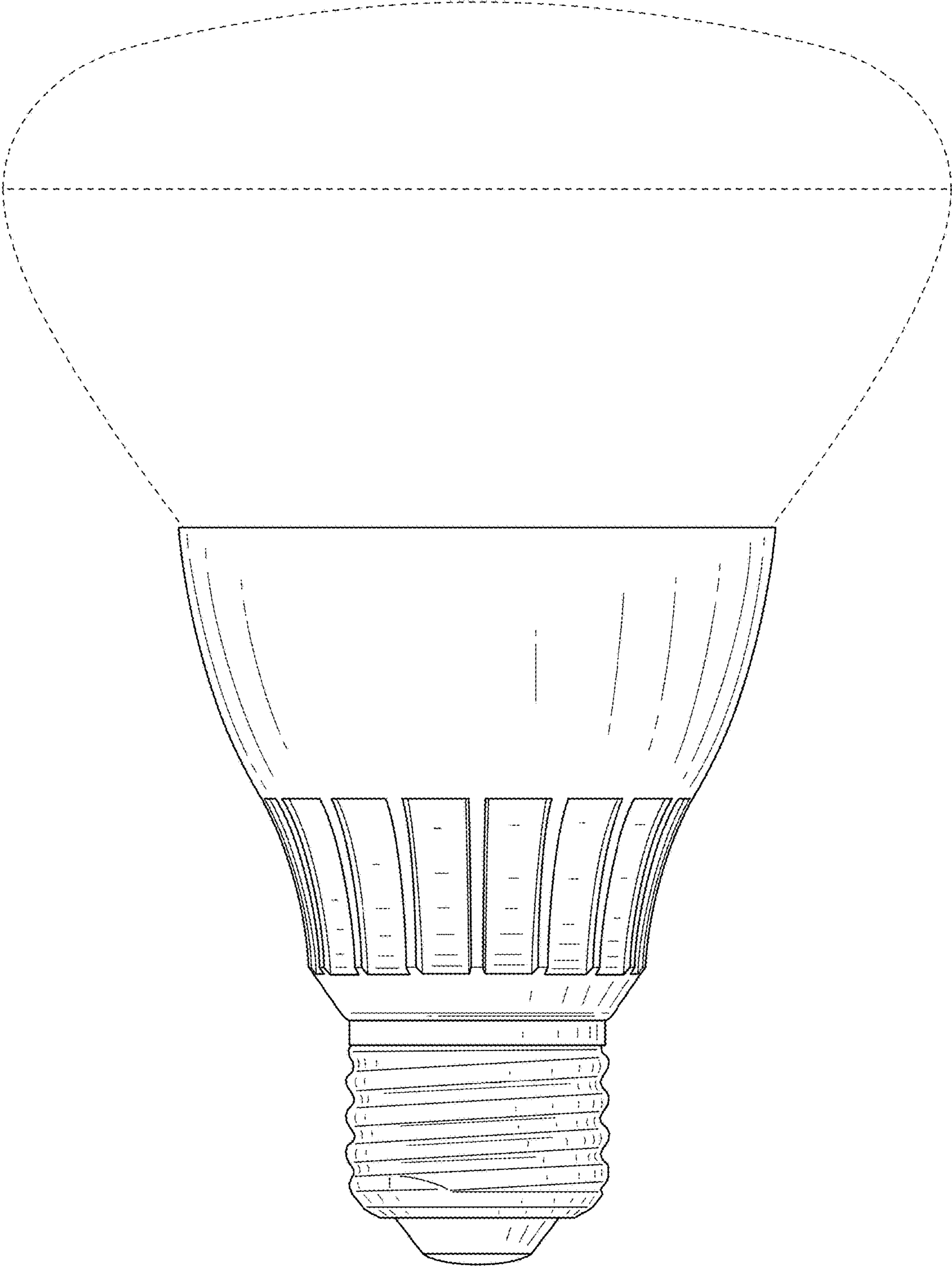


FIG. 2

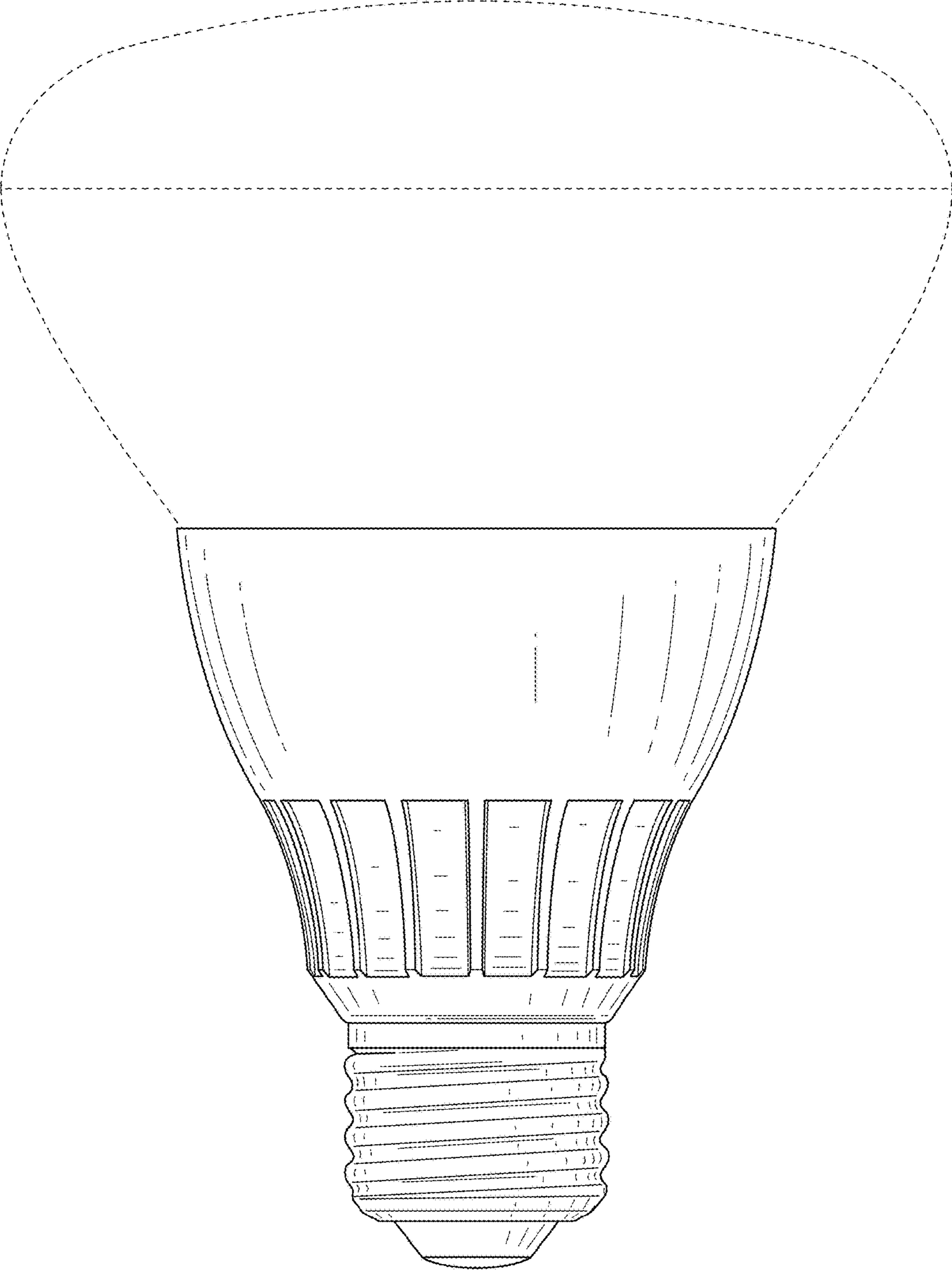


FIG. 3

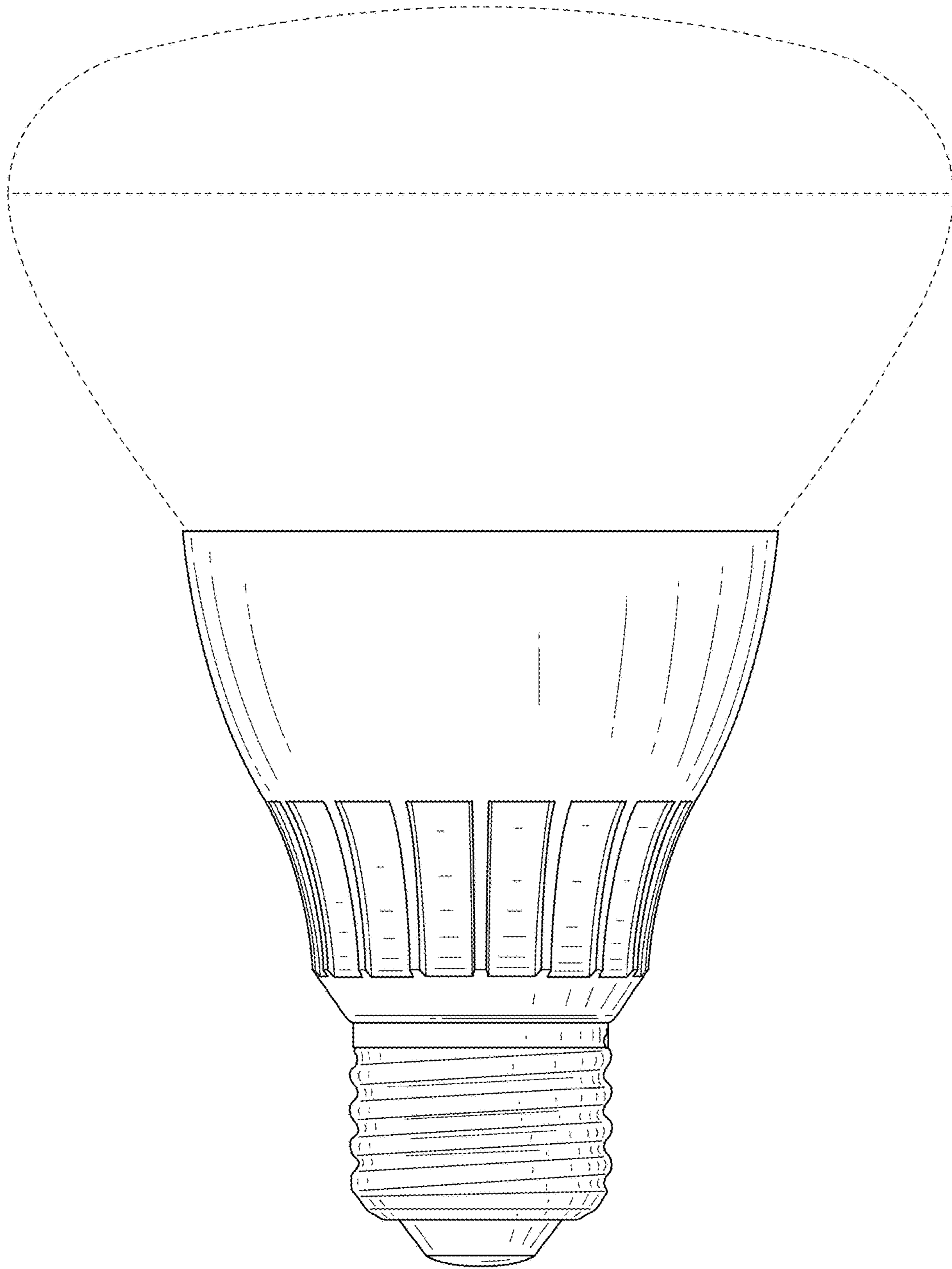


FIG. 4

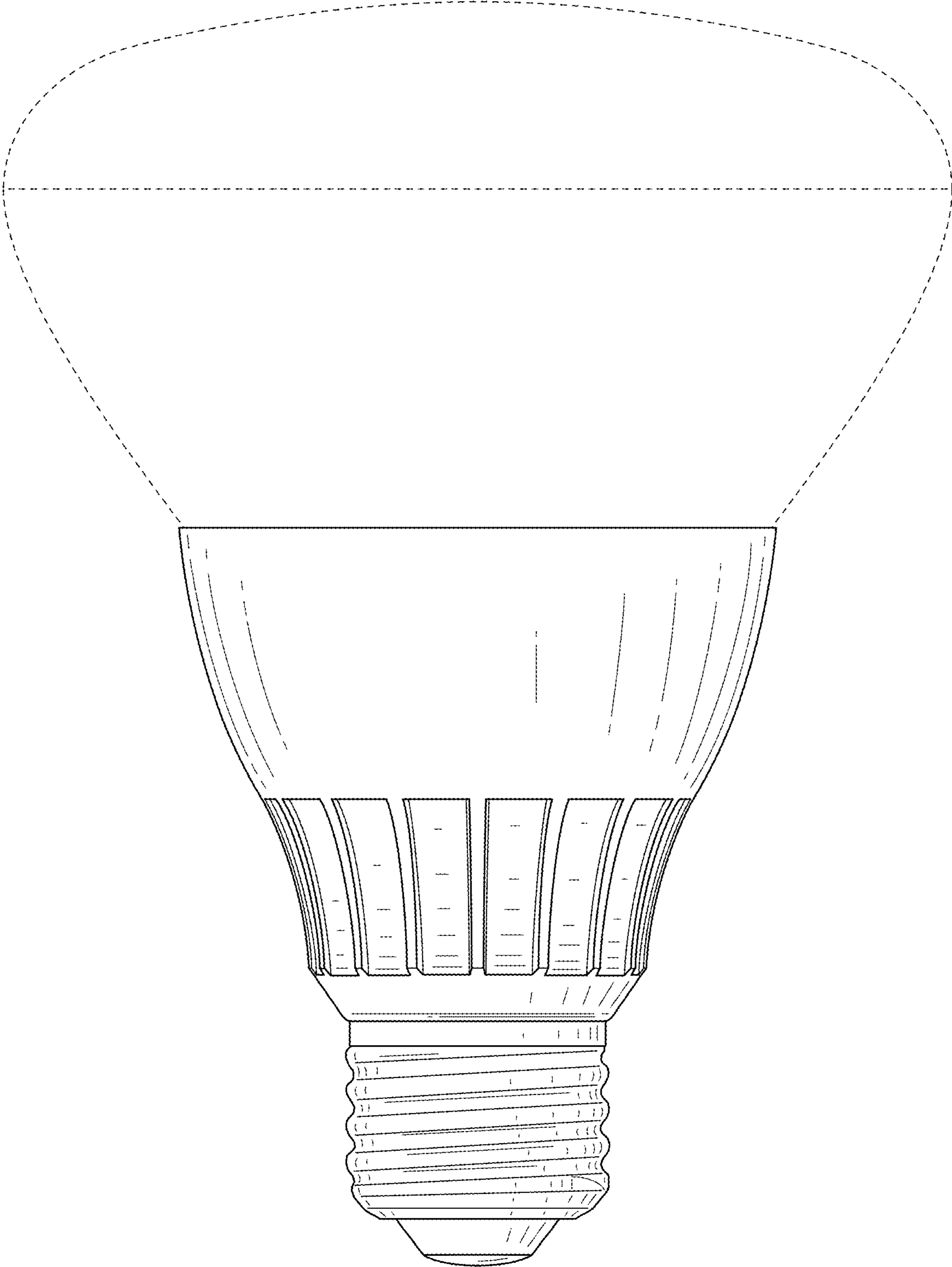


FIG. 5




FIG. 6

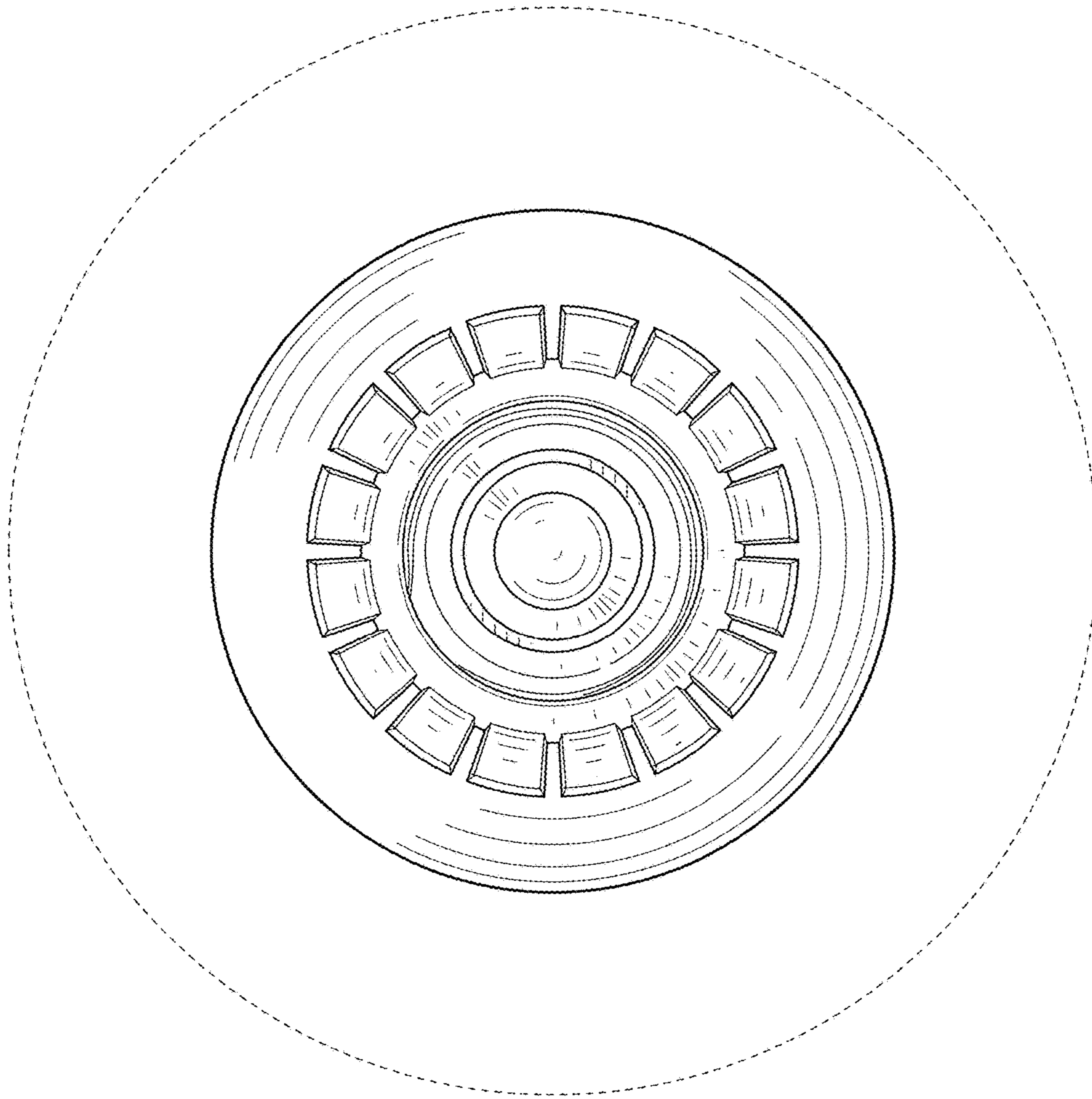


FIG. 7