



US00D777353S

(12) **United States Design Patent**
Martin et al.

(10) **Patent No.:** **US D777,353 S**
(45) **Date of Patent:** **** Jan. 24, 2017**

- (54) **PANEL WITH PATTERN**
- (71) Applicant: **3form, LLC**, Salt Lake City, UT (US)
- (72) Inventors: **Guillaume Martin**, Rochetoirin (FR);
Michael Damen, Rochetoirin (FR)
- (73) Assignee: **3Form, LLC**, Salt Lake City, UT (US)
- (**) Term: **14 Years**
- (21) Appl. No.: **29/522,097**
- (22) Filed: **Mar. 27, 2015**

Related U.S. Application Data

- (63) Continuation of application No. 14/120,437, filed on Mar. 3, 2014, now abandoned.
- (51) **LOC (10) Cl.** **25-01**
- (52) **U.S. Cl.**
USPC **D25/149**
- (58) **Field of Classification Search**
USPC D25/42, 138, 139, 140, 141, 142, 143,
D25/144, 145, 146, 147, 148, 149, 151,
D25/152, 153, 154, 155, 156, 157, 158,
D25/159, 160, 161, 162, 163, 48.5, 58,
D25/103; D5/1, 2, 3, 5, 6, 8, 11, 12, 15,
D5/16, 24, 29, 32, 43, 47, 54, 58, 53
CPC E04B 2001/2481; E04B 2001/2484;
E04B 1/84; E04B 1/8404; E04B 1/8409;
E04B 5/00; E04B 7/00; E04B 9/00; E04B
1/86; E04B 2001/1984; E04F
15/02; E01C 5/00
See application file for complete search history.

(56) **References Cited**

U.S. PATENT DOCUMENTS

- D22,753 S * 8/1893 Pilkington D25/103
- D88,660 S * 12/1932 Lukas D5/32
- D91,404 S * 1/1934 Juestrich D5/32
- D190,660 S * 6/1961 Mote 273/157 R
- 4,580,783 A * 4/1986 Cohan A63F 9/0823
273/153 S

- 5,300,347 A * 4/1994 Underhill B31F 1/07
162/117
- D392,105 S * 3/1998 Goforth D5/32
- D487,938 S * 3/2004 Baxter D25/163
- D608,029 S * 1/2010 Martin D25/138
- 8,366,110 B2 * 2/2013 Braun A63F 9/0823
273/153 S
- D718,540 S * 12/2014 Olson D5/59
(Continued)

OTHER PUBLICATIONS

420 Madison Ave Salon installation (on-line), no date available. Retrieved from Internet Jun. 8, 2016, URL: <http://studioby3form.com/installations/item/2182-420-Madison-Ave-Salon/> (1 page).*

Primary Examiner — Vy Koenig
Assistant Examiner — Kimberly Barnes
(74) *Attorney, Agent, or Firm* — Workman Nydegger

(57) **CLAIM**


The ornamental design for a panel with pattern, as shown and described.

DESCRIPTION

FIG. 1 is a front perspective view of a panel as used in a partition structure;
FIG. 2 is a front perspective view thereof;
FIG. 3 is a front elevational view thereof;
FIG. 4 is a cross-sectional view taken in the direction of line 4-4 in FIG. 3;
FIG. 5 is a cross-sectional view taken in the direction of line 5-5 in FIG. 3;
FIG. 6 is a cross-sectional view taken in the direction of line 6-6 in FIG. 3; and,
FIG. 7 is a cross-sectional view taken in the direction of line 7-7 in FIG. 3.

The broken lines shown in the drawings illustrate environmental subject matter that forms no part of the claimed design. The broken lines adjacent to the claimed design represent a boundary that forms no part of the claimed design.

1 Claim, 3 Drawing Sheets



(56)

References Cited

U.S. PATENT DOCUMENTS

D727,540 S *	4/2015	Martin	D25/138
D747,004 S *	1/2016	Metcalf	D25/103
2014/0204452 A1 *	7/2014	Branson	G02B 26/004 359/290
2015/0247327 A1 *	9/2015	Martin	B44F 5/00 428/156

* cited by examiner




FIG. 1




FIG. 2




FIG. 6




FIG. 4

FIG. 3

FIG. 5



FIG. 7