



US00D777345S

(12) **United States Design Patent**
Maurer et al.

(10) **Patent No.:** **US D777,345 S**
(45) **Date of Patent:** **** Jan. 24, 2017**

(54) **SPACER BAR**

(71) Applicant: **SAINT-GOBAIN GLASS FRANCE**,
Courbevoie (FR)

(72) Inventors: **Marc Maurer**, Saint Jean Aux Bois
(FR); **Walter Schreiber**, Aachen (DE);
Hans-Werner Kuster, Aachen (DE)

(73) Assignee: **SAINT-GOBAIN GLASS FRANCE**,
Courbevoie (FR)

(**) Term: **15 Years**

(21) Appl. No.: **29/545,038**

(22) Filed: **Nov. 9, 2015**

(30) **Foreign Application Priority Data**

May 21, 2015 (DE) 40 2015 100 481

(51) **LOC (10) Cl.** **25-02**

(52) **U.S. Cl.**
USPC **D25/48.2**

(58) **Field of Classification Search**

USPC .. D25/48.1-48.3, 61, 119-126, 164; 49/414,
49/417, 470, 475.1, 482.1; 52/204.62,
52/204.591, 204.593, 204.595, 786.13,
52/789.1, 790.1

(Continued)

(56) **References Cited**

U.S. PATENT DOCUMENTS

3,854,246 A * 12/1974 McAllister E06B 7/2316
49/470

4,109,431 A 8/1978 Mazzoni et al.

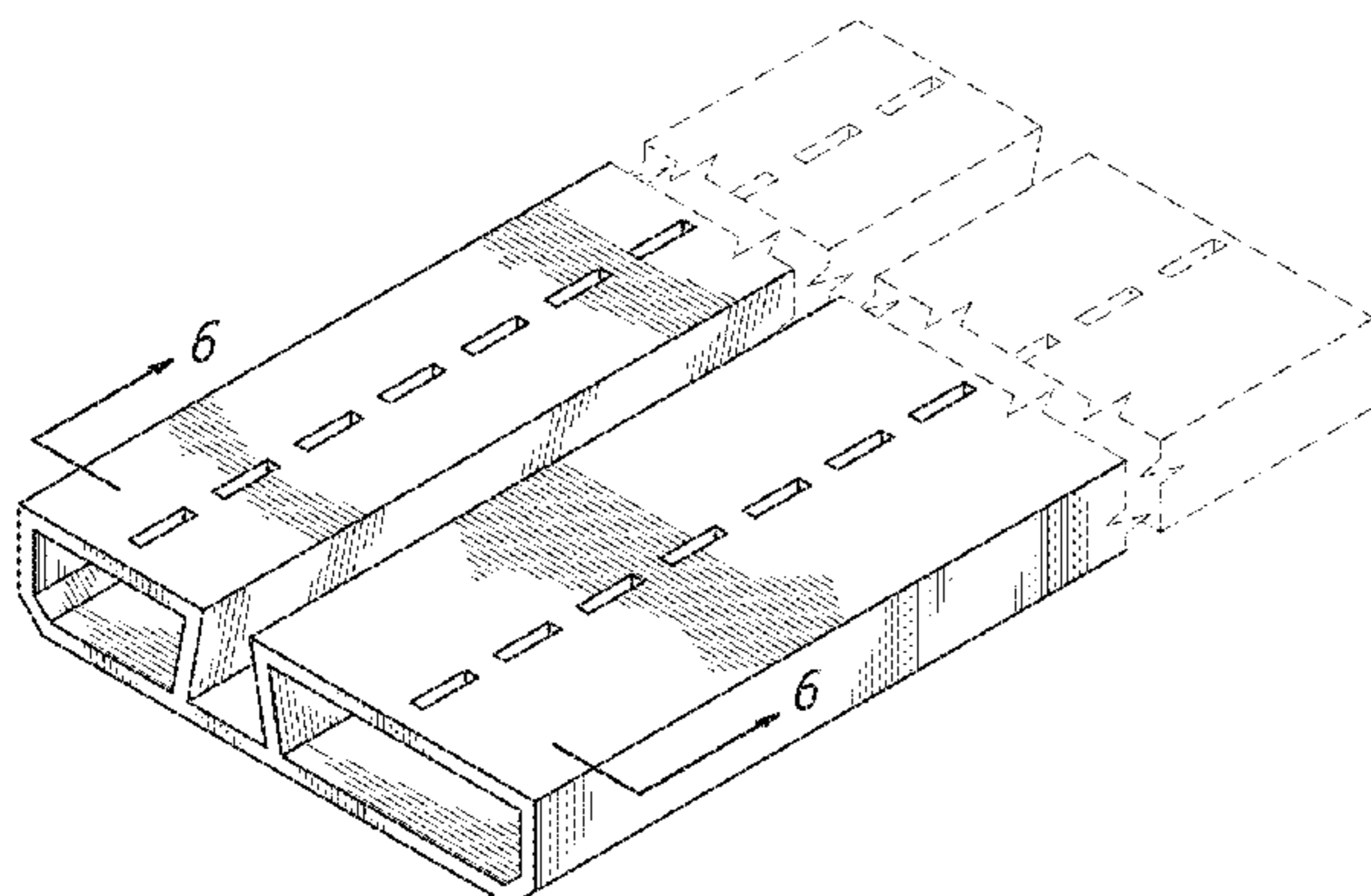
(Continued)

FOREIGN PATENT DOCUMENTS

CN 1377329 A 10/2002

CN 1678810 A 10/2005

(Continued)



OTHER PUBLICATIONS

International Search Report issued for International Application No. PCT/EP2014/053714 filed on Feb. 26, 2014 in the name of Saint-Gobain Glass France. Mail date: Mar. 25, 2014 (English Translation + German Original).

(Continued)

Primary Examiner — Susan Bennett Hattan

Assistant Examiner — Leanne Was

(74) *Attorney, Agent, or Firm* — Steinfl & Bruno, LLP

(57) **CLAIM**

The ornamental design for a spacer bar, as shown and described.

DESCRIPTION

This design application may be related to U.S. Design patent application Ser. No. 29/529,985 filed on Jun. 11, 2015; U.S. Utility patent application Ser. No. 14/357,164 filed on May 8, 2014; and U.S. Utility patent application Ser. No. 14/781,534 filed on Sep. 30, 2015.

FIG. 1 is a perspective view of a first embodiment of a spacer bar.

FIG. 2 is a left side view of a first embodiment of the spacer bar.

FIG. 3 is a top view of a first embodiment of the spacer bar.

FIG. 4 is a front view of a first embodiment of the spacer bar.

FIG. 5 is a bottom view of a first embodiment of the spacer bar.

FIG. 6 is a cross-section view of the left side view of a first embodiment of the spacer bar, taken in the direction of line 6-6 in FIG. 1.

FIG. 7 is a perspective view of a second embodiment of a spacer bar.

FIG. 8 is a left side view of a second embodiment of the spacer bar.

FIG. 9 is a top view of a second embodiment of the spacer bar.

FIG. 10 is a front view of a second embodiment of the spacer bar.

FIG. 11 is a bottom view of a second embodiment of the spacer bar; and,

(Continued)

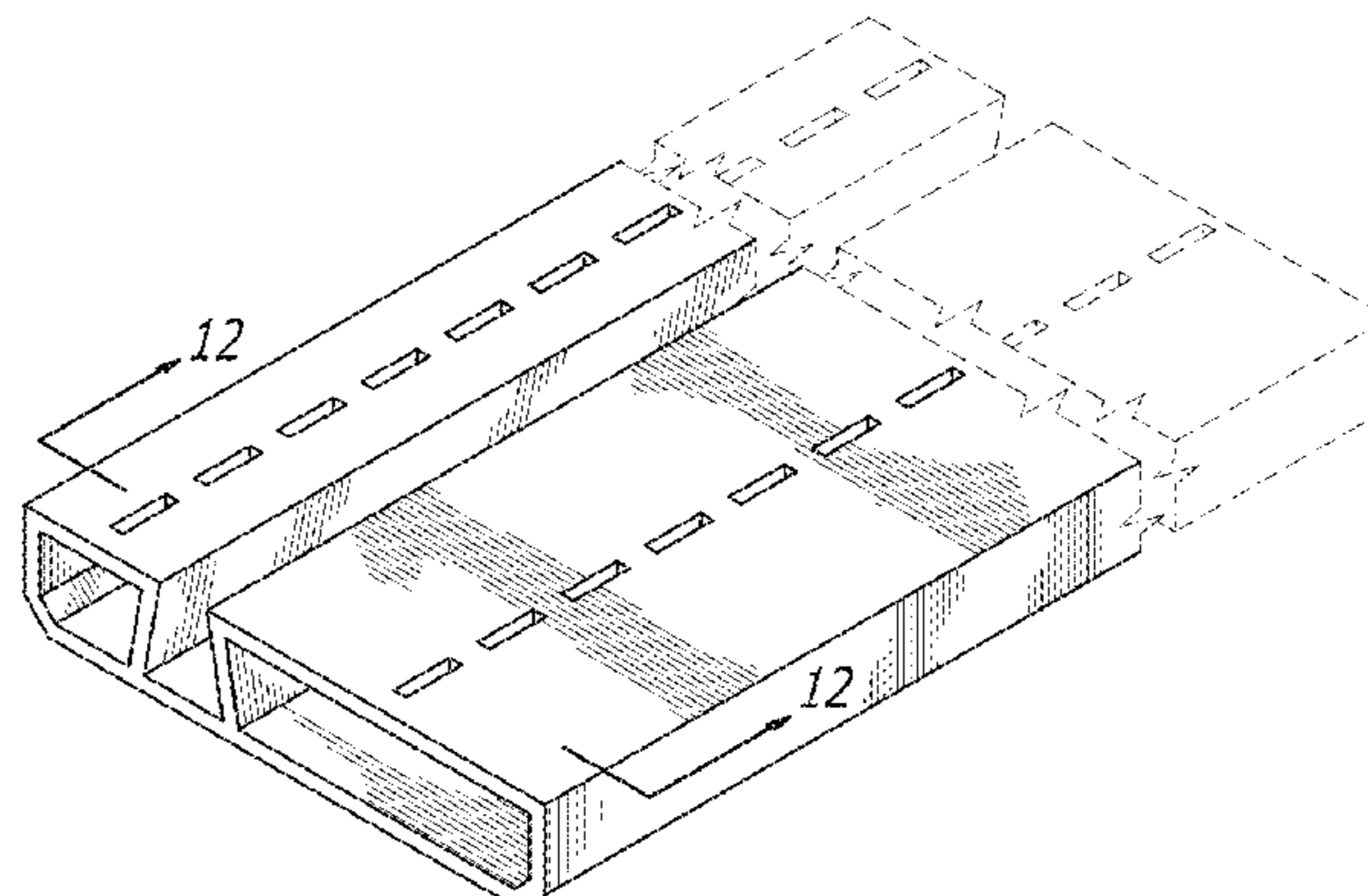


FIG. 12 is a cross-section view of the left side view of a second embodiment of the spacer bar, taken in the direction of line 12-12 in FIG. 7.

The broken lines in FIGS. 1, 3, 4, 5, 7, 9, 10, 11 depict portions of the spacer bar that form no part of the claimed design. The portion of the article between the jagged break lines forms no part of the claimed design. The broken lines in FIGS. 2 and 8 depict environment that forms no part of the claimed design. The spacer bar has a uniform shape and appearance throughout its length.

1 Claim, 6 Drawing Sheets

(58) **Field of Classification Search**

CPC E06B 3/66; E06B 3/663; E06B 3/66333;
E06B 3/66347; E06B 3/66366; E06B
1/70; E06B 1/702

See application file for complete search history.

(56) **References Cited**

U.S. PATENT DOCUMENTS

4,613,530	A	9/1986	Hood et al.	
4,799,745	A	1/1989	Meyer et al.	
4,831,799	A	5/1989	Glover et al.	
5,007,217	A	4/1991	Glover et al.	
5,014,465	A *	5/1991	Ishikawa	E06B 3/88 49/417
5,071,206	A	12/1991	Hood et al.	
5,079,054	A	1/1992	Davies	
5,173,800	A	12/1992	King	
5,512,341	A	4/1996	Newby et al.	
5,581,971	A *	12/1996	Peterson	E06B 3/67304 52/204.591
5,962,090	A	10/1999	Trautz	
6,060,178	A	5/2000	Krisko	
6,061,994	A	5/2000	Goer et al.	
6,115,989	A	9/2000	Boone et al.	
6,250,045	B1	6/2001	Goer et al.	
6,389,779	B1	5/2002	Brunnhofer	
6,391,400	B1	5/2002	Russell et al.	
6,684,597	B1 *	2/2004	Butcher	E04F 19/061 52/287.1
6,796,102	B2	9/2004	Virnelson et al.	
D539,933	S *	4/2007	Fischer	D25/125
8,484,912	B2 *	7/2013	Engelmeyer	E06B 3/66314 52/204.591
2002/0192473	A1	12/2002	Gentilhomme et al.	
2004/0028953	A1	2/2004	Kraemling	
2005/0214487	A1	9/2005	Trautz	
2007/0251180	A1	11/2007	Gosling et al.	
2009/0120019	A1	5/2009	Trpkovski	
2009/0186213	A1	7/2009	Ihlo	
2009/0199486	A1 *	8/2009	Wernlund	E06B 1/70 49/471
2009/0243802	A1	10/2009	Wolf	
2010/0107529	A1	5/2010	Engelmeyer	
2014/0311065	A1 *	10/2014	Schreiber	E06B 3/66319 52/204.593
2014/0356557	A1	12/2014	Reichert	

FOREIGN PATENT DOCUMENTS

DE	4024697	A1	2/1992
DE	19625845	A1	1/1998
DE	19927683	C1	1/2001
DE	102009006062	A1	7/2010
DE	102009057156	A1	6/2011
EP	0078530	A2	11/1983
EP	0261923	A2	3/1988
EP	0430889	A2	6/1991
EP	0852280	A1	7/1998
EP	0912455	B1	5/1999
EP	1218307	A1	7/2002
EP	1917222	A1	5/2008
EP	2270307	A2	1/2011
EP	2584135	A2	4/2013
FR	2799005		3/2001
WO	97/48649		12/1997
WO	01/16046	A1	3/2001
WO	2004/005783	A2	1/2004
WO	2007/042688		4/2007
WO	2007101964	A1	9/2007
WO	2010115456	A1	10/2010
WO	2012/140005	A1	10/2012
WO	2014/198429	A1	12/2014
WO	2014/198431	A1	12/2014

OTHER PUBLICATIONS

International Search Report issued for International Application No. PCT/EP2014/054710 filed on Mar. 11, 2014 in the name of Saint-Gobain Glass France. Mail date: Apr. 4, 2014 (English Translation + German Original).

International Search Report issued for International Application No. PCT/EP2012/076341 filed on Dec. 20, 2012 in the name of Saint-Gobain Glass France. Mail date: Feb. 8, 2013 (English Translation + German Original).

Written Opinion for International Application No. PCT/EP2012/076341 filed on Dec. 20, 2012 in the name of Saint-Gobain Glass France (English Translation and German Original): Mail date: Feb. 8, 2013.

International Preliminary Report on Patentability issued on Jul. 15, 2014 for International Application No. PCT/EP2012/076341 filed on Dec. 20, 2012 in the name of Saint-Gobain Glass France (English Translation and German Original).

Non-Final Office Action mailed on Sep. 10, 2014 for U.S. Appl. No. 14/357,164, filed May 8, 2014 in the name of Saint-Gobain Glass France.

Final Office Action mailed on Feb. 9, 2015 for U.S. Appl. No. 14/357,164, filed May 8, 2014 in the name of Saint-Gobain Glass France.

Notice of Allowance mailed on May 18, 2015 for U.S. Appl. No. 14/357,164, filed May 8, 2014 in the name of Saint-Gobain Glass France.

Notice of Allowance mailed on Jun. 22, 2015 for U.S. Appl. No. 14/357,164, filed May 8, 2014 in the name of Saint-Gobain Glass France.

Non-Final Office Action mailed on Aug. 10, 2015 for U.S. Appl. No. 14/357,164, filed May 8, 2014 in the name of Saint-Gobain Glass France.

Notice of Allowance mailed on Sep. 28, 2015 for U.S. Appl. No. 14/357,164, filed May 8, 2014 in the name of Saint-Gobain Glass France.

Ceramis® Coating Technology, Oct. 2012, 1-12, Amcor.

* cited by examiner

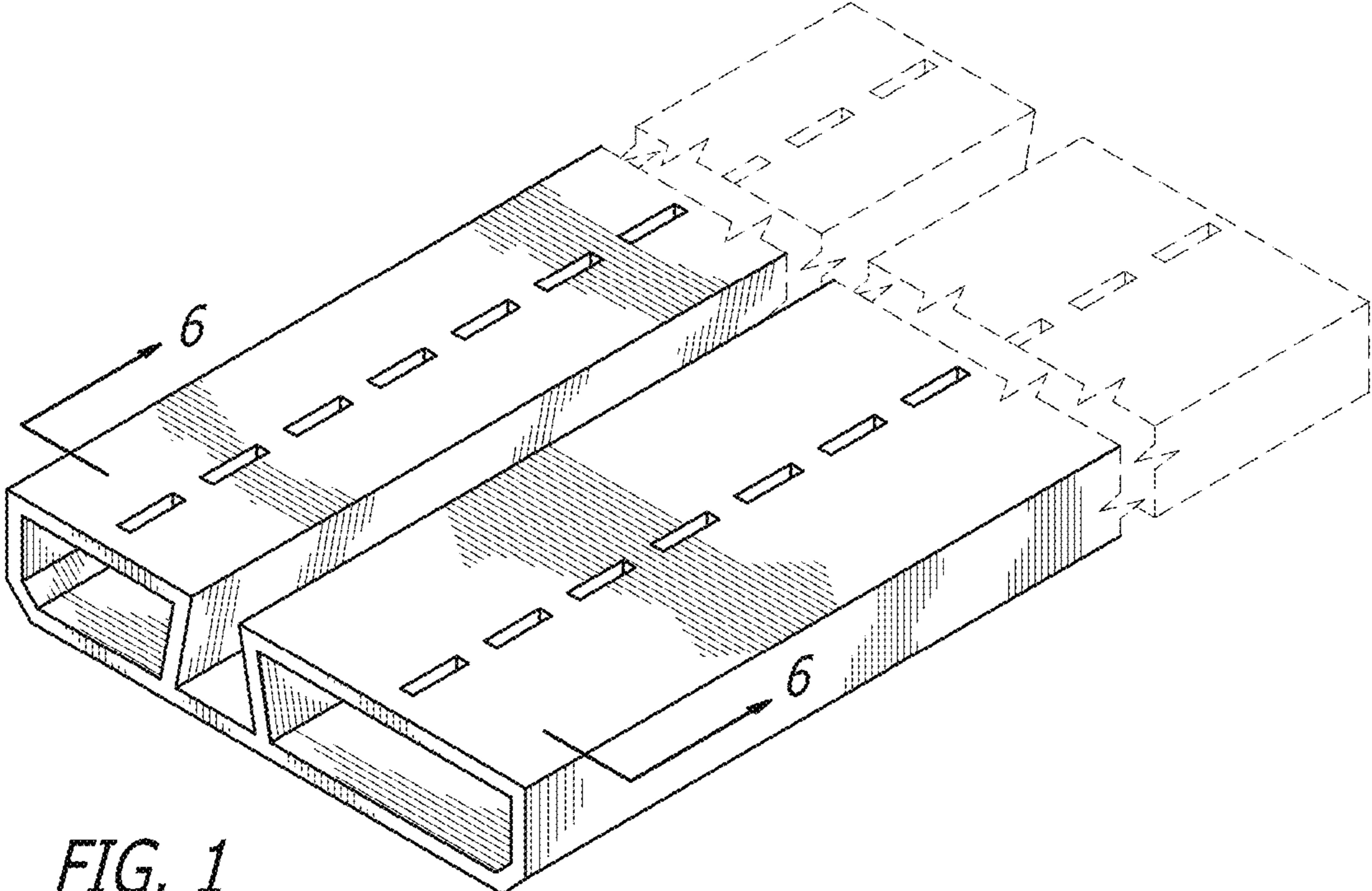


FIG. 1

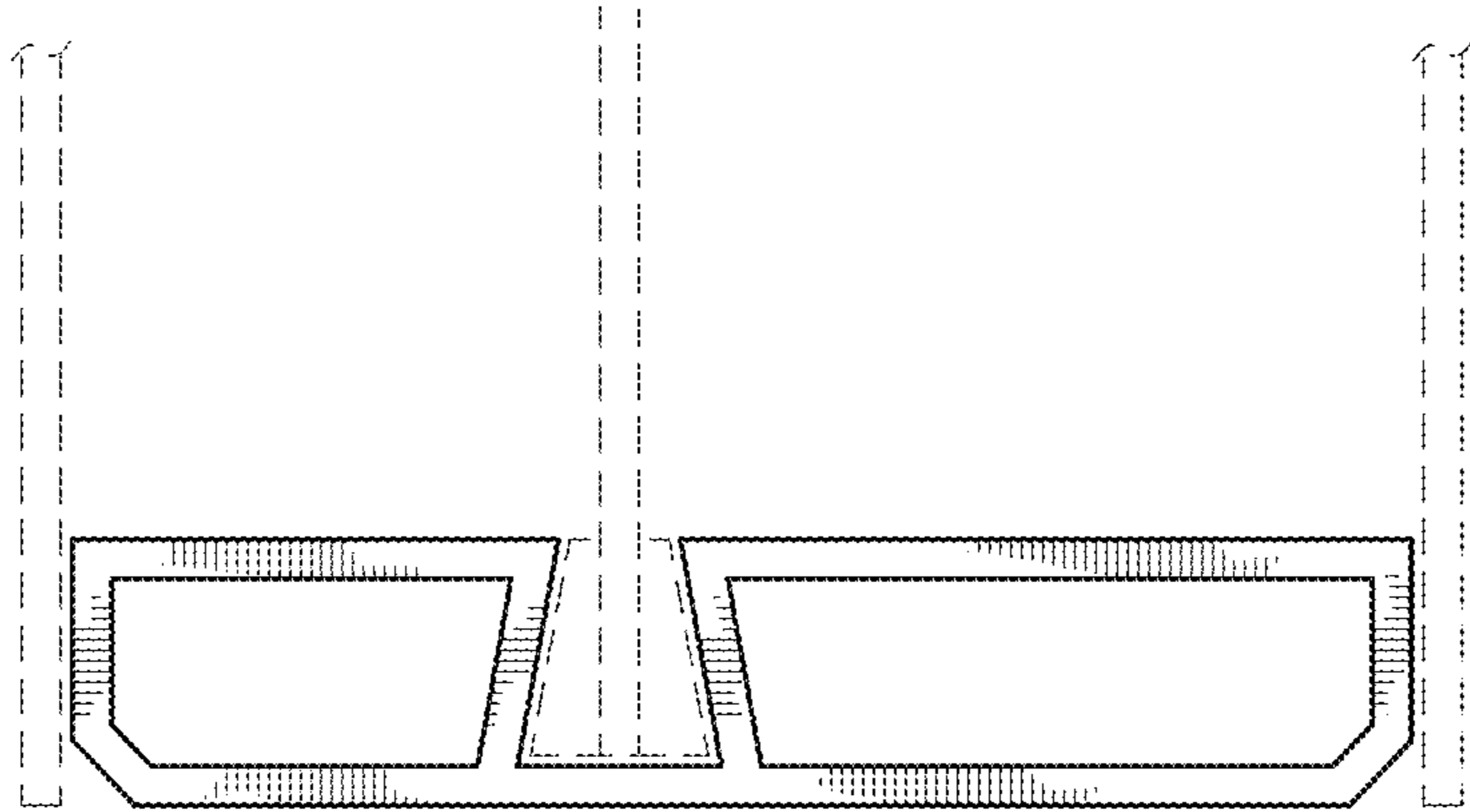


FIG. 2




FIG. 3




FIG. 4

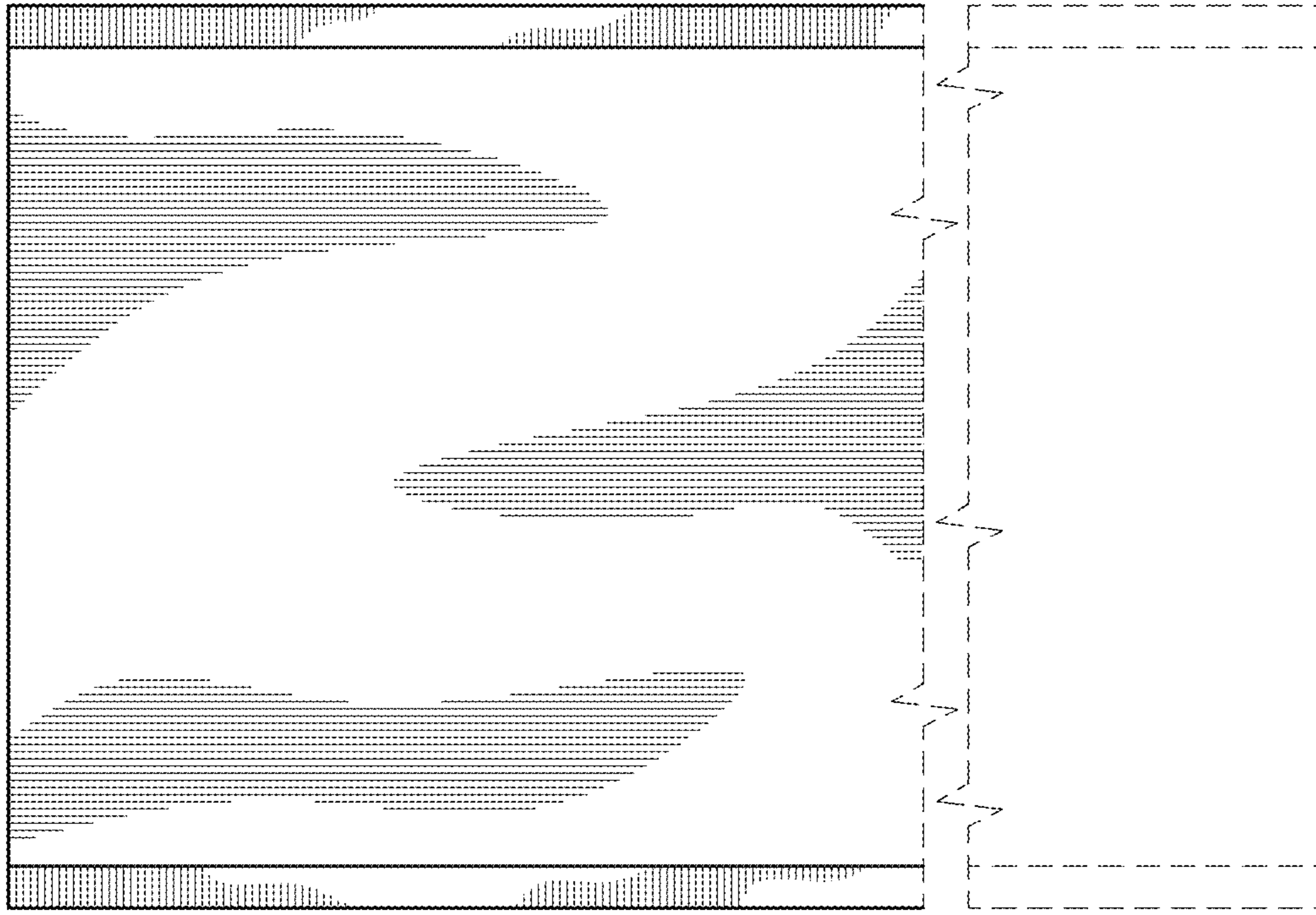


FIG. 5

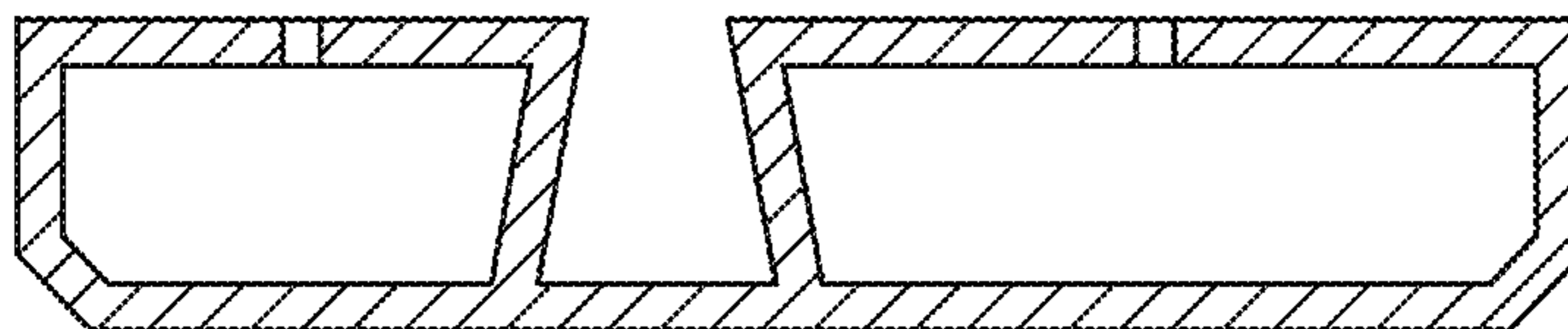


FIG. 6

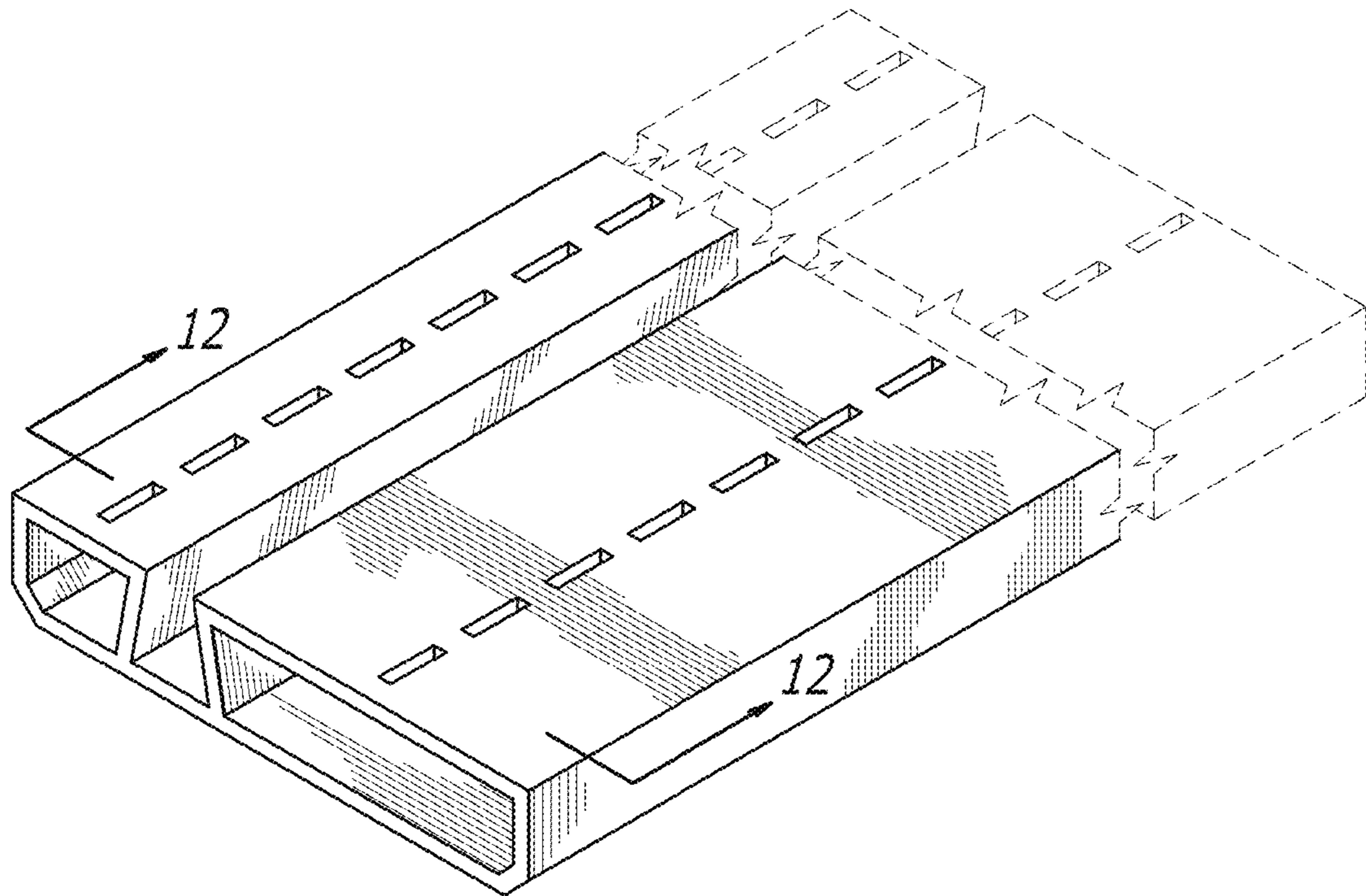


FIG. 7

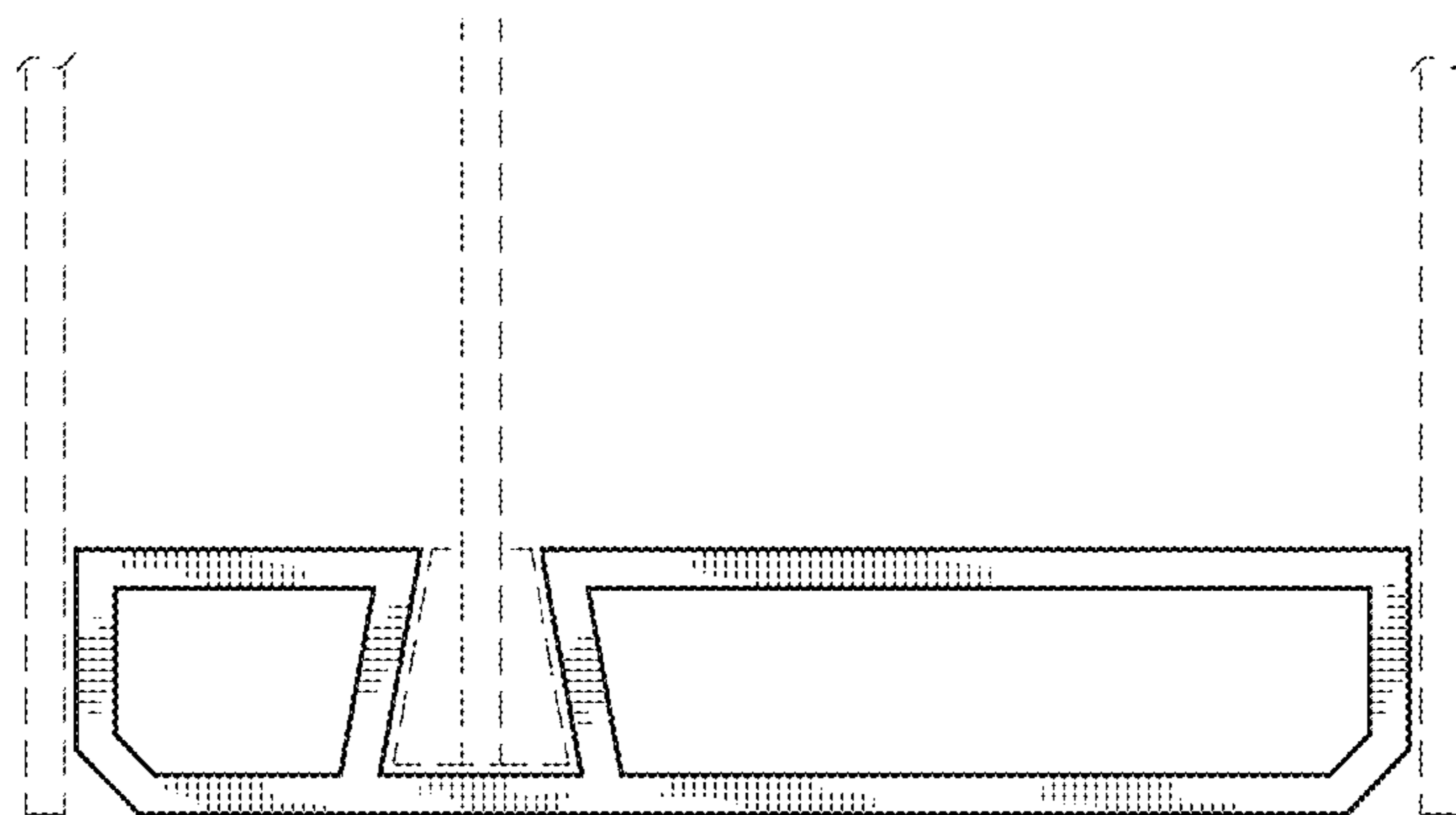


FIG. 8




FIG. 9




FIG. 10

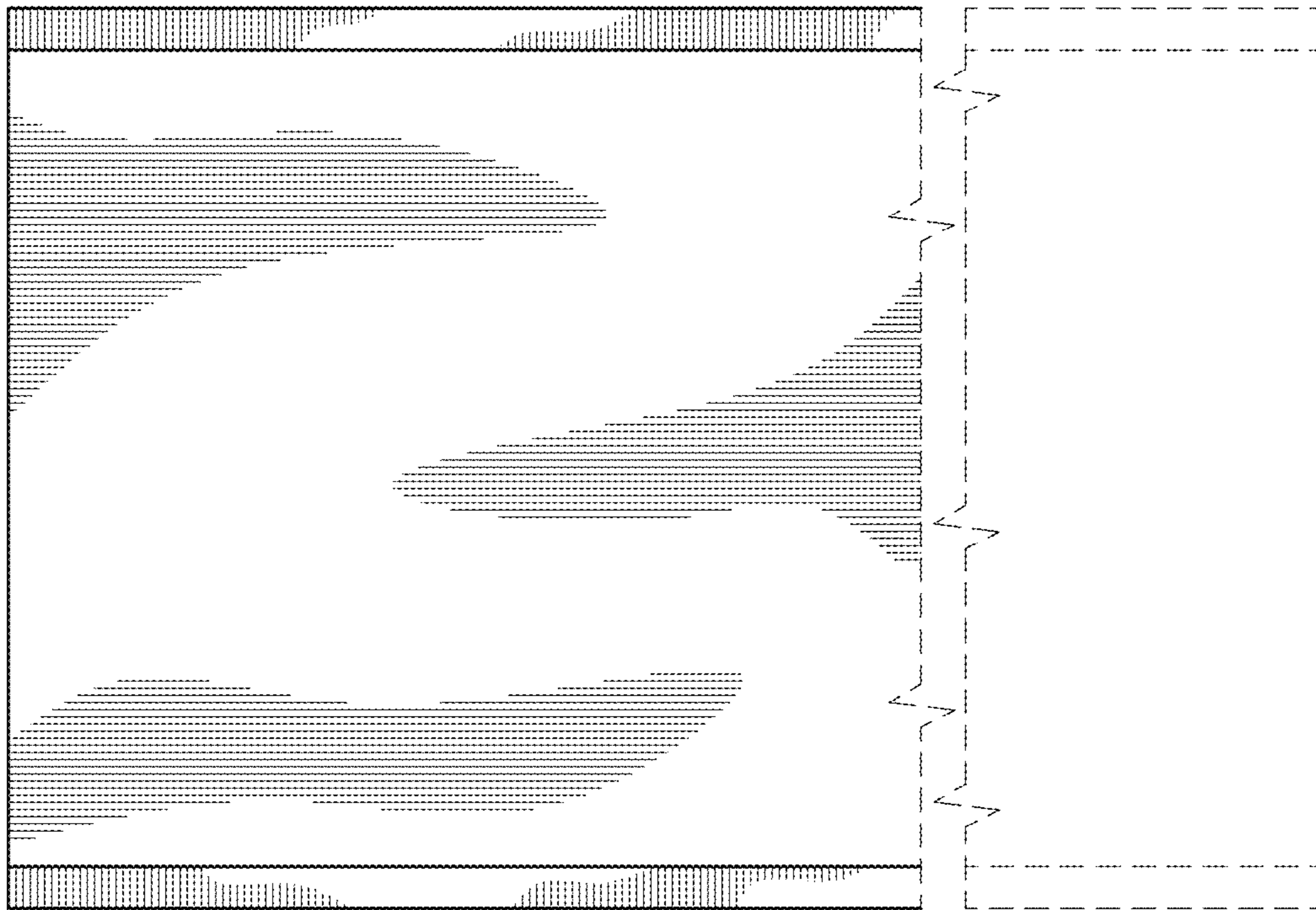


FIG. 11

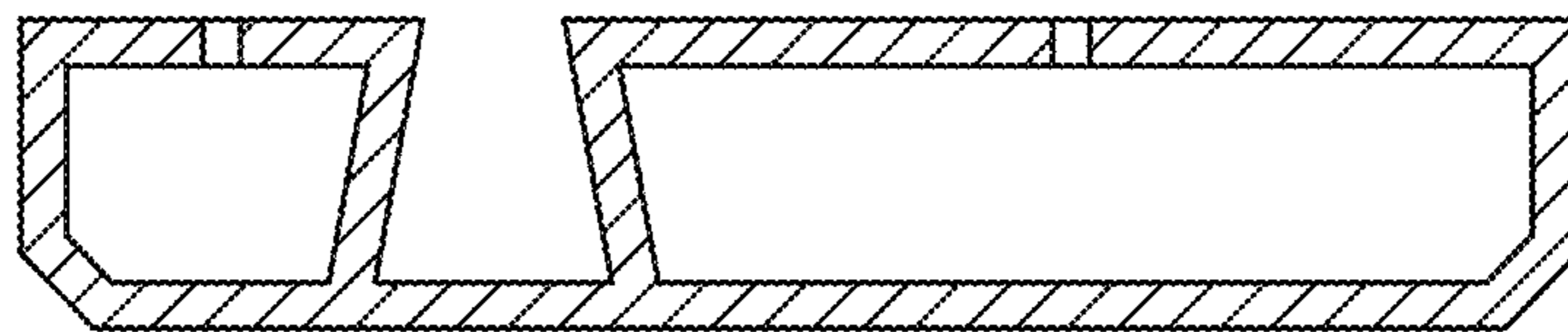


FIG. 12