



US00D777341S

(12) **United States Design Patent**  
**Oguro et al.**

(10) **Patent No.:** **US D777,341 S**  
(45) **Date of Patent:** **\*\* Jan. 24, 2017**

(54) **REACTION CONTAINER**  
(71) Applicant: **Sysmex Corporation**, Kobe-shi, Hyogo (JP)  
(72) Inventors: **Masahiko Oguro**, Kobe (JP); **Ryuichiro Ebi**, Kobe (JP); **Koki Tajima**, Kobe (JP)  
(73) Assignee: **SYSMEX CORPORATION**, Kobe (JP)  
(\*\*) Term: **14 Years**  
(21) Appl. No.: **29/486,249**  
(22) Filed: **Mar. 27, 2014**  
(30) **Foreign Application Priority Data**

Sep. 27, 2013 (JP) ..... 2013-022472  
(51) **LOC (10) Cl.** ..... **24-02**  
(52) **U.S. Cl.**  
USPC ..... **D24/224**  
(58) **Field of Classification Search**  
USPC ..... D24/108, 112, 216, 222, 224-233;  
D10/81; D9/503, 520-521; 206/528-529;  
73/864.91, 863.23; 435/288.1, 34, 39;  
422/408, 547, 423, 550, 549, 554, 560,  
422/558, 561, 570, 568, 401, 501, 914;  
D7/510-511; 401/128; 604/275, 82;  
215/365, 12.1, 6; 220/23.86, 23.87, 737;  
210/232; 600/549, 562, 572  
CPC ..... B65D 35/22; B65D 51/32; B01L 3/505;  
B01L 3/508; B01L 3/5082; B01L 9/06;  
C12M 23/08; G01N 35/1002; G01N  
33/528; G01N 1/08; G01N 1/18; A61B  
17/00491; A61B 10/0038; A61B  
10/0096; A61B 10/0045; A61M  
5/19; A61M 3/0279  
See application file for complete search history.

(56) **References Cited**  
U.S. PATENT DOCUMENTS  
3,705,018 A \* 12/1972 Taylor ..... B01L 3/5082  
422/501  
D229,748 S \* 1/1974 White ..... D24/224

D232,355 S \* 8/1974 Wiedmann ..... D24/224  
D244,555 S \* 5/1977 Wiedmann ..... D24/224  
D246,467 S \* 11/1977 Kurata ..... D24/224  
D246,600 S \* 12/1977 Kurata ..... D9/520  
4,105,415 A \* 8/1978 Lovett ..... B01L 3/5082  
422/914  
4,140,489 A \* 2/1979 Lee ..... B01L 3/5082  
215/6  
D252,612 S \* 8/1979 Mull ..... D24/224  
D259,440 S \* 6/1981 Martin ..... D9/521  
D287,570 S \* 1/1987 Olsen ..... D24/224  
D292,735 S \* 11/1987 Lovborg ..... D24/224  
D318,727 S \* 7/1991 Spike ..... D24/224  
D344,138 S \* 2/1994 Nagata ..... D24/224  
D370,263 S \* 5/1996 Falkenberg ..... D24/121  
5,975,343 A \* 11/1999 Kelly ..... B01L 3/5082  
220/23.86  
D425,625 S \* 5/2000 Niermann ..... D24/216  
D475,482 S \* 6/2003 Angeletta ..... D24/224  
6,651,835 B2 \* 11/2003 Iskra ..... B01L 3/5082  
215/12.1  
D574,507 S \* 8/2008 Muir ..... D24/224

(Continued)

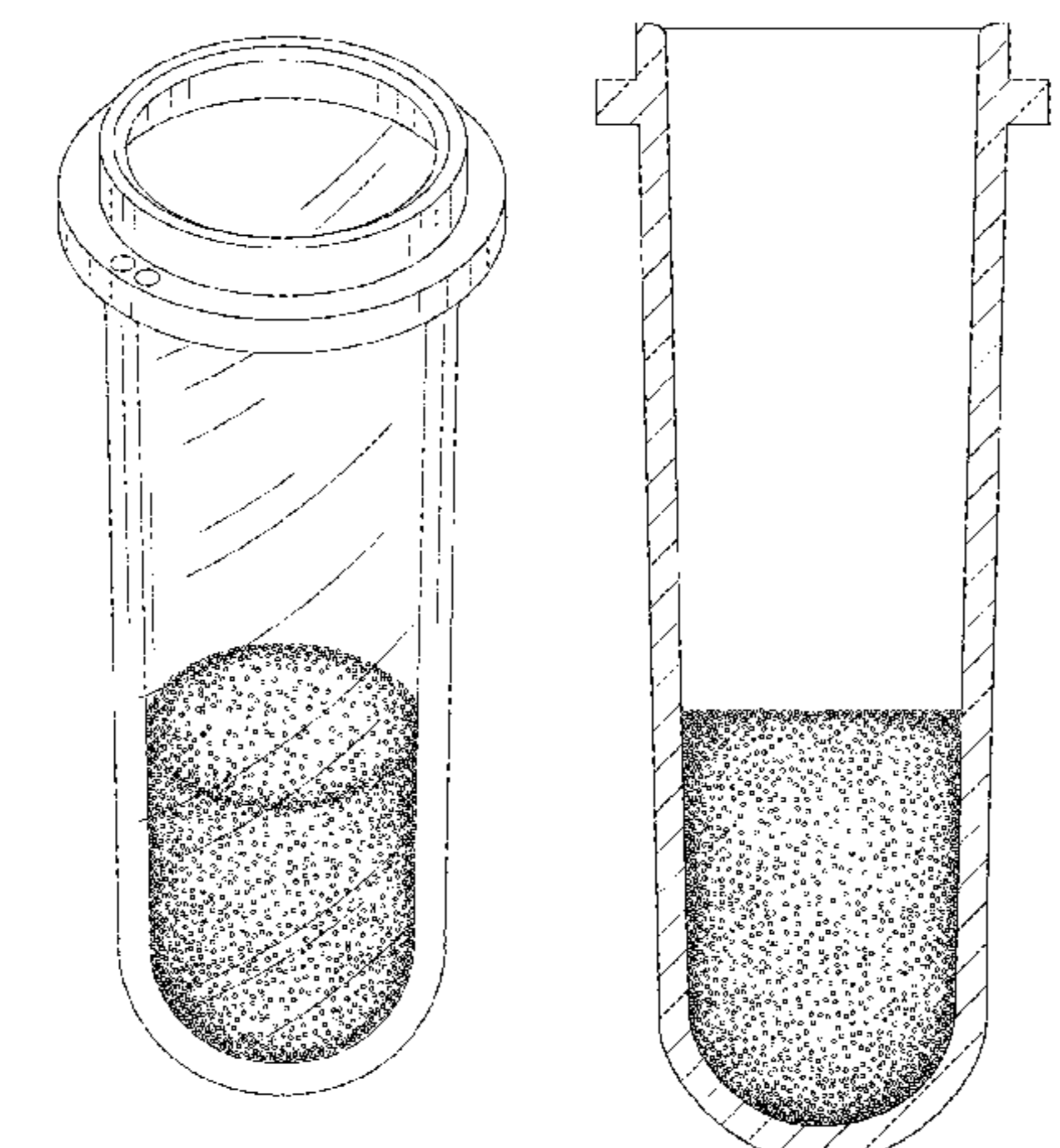
*Primary Examiner* — T. Chase Nelson  
*Assistant Examiner* — Mark Cavanna  
(74) *Attorney, Agent, or Firm* — Brinks Gilson & Lione

(57) **CLAIM**  
We claim the ornamental design for a reaction container, as shown and described.

**DESCRIPTION**

FIG. 1 is a front perspective view of a reaction container of the present invention;  
FIG. 2 is a front view thereof;  
FIG. 3 is a rear view thereof;  
FIG. 4 is a first side view thereof;  
FIG. 5 is a second side view thereof;  
FIG. 6 is a top view thereof;  
FIG. 7 is a bottom view thereof; and,  
FIG. 8 is a cross-section view taken along the line 8-8 of FIG. 2.

**1 Claim, 4 Drawing Sheets**



(56)

**References Cited**

U.S. PATENT DOCUMENTS

7,959,866 B2 \* 6/2011 Crawford ..... B01L 3/5082  
220/23.83  
D642,282 S \* 7/2011 Bargh ..... D24/224  
D652,148 S \* 1/2012 Matsuura ..... D24/224  
D667,960 S \* 9/2012 Wilkinson ..... D24/224  
8,287,821 B2 \* 10/2012 Nakahana ..... B01L 3/5082  
422/550  
D723,181 S \* 2/2015 Kawamura ..... D24/224  
D735,880 S \* 8/2015 Bargh ..... D24/224  
D743,571 S \* 11/2015 Jackson ..... D24/216

\* cited by examiner

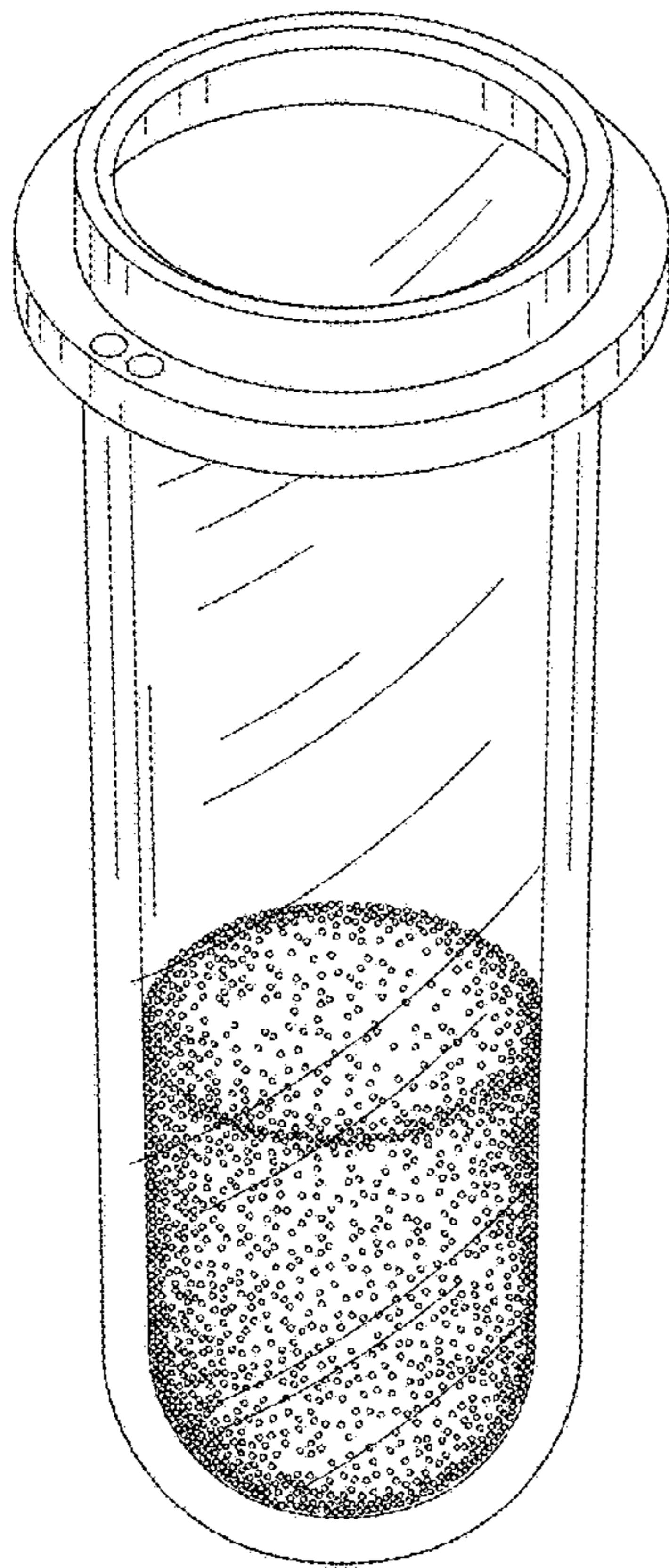


FIG. 1

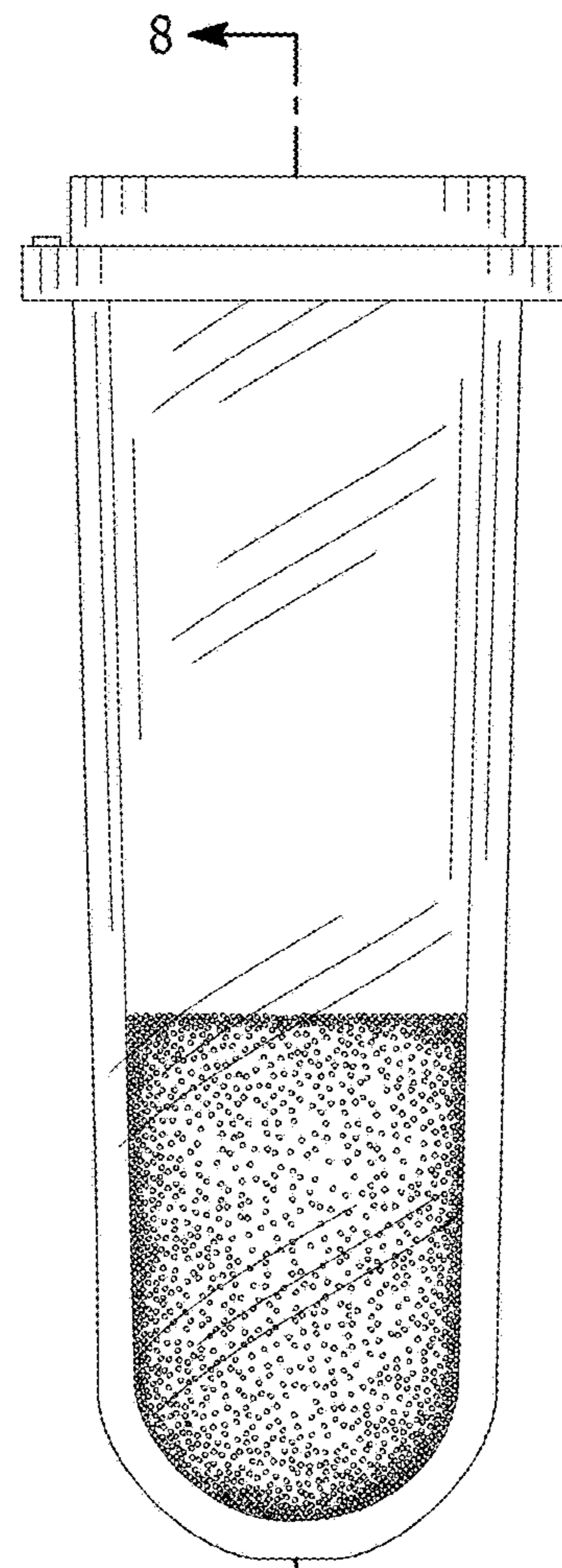


FIG. 2

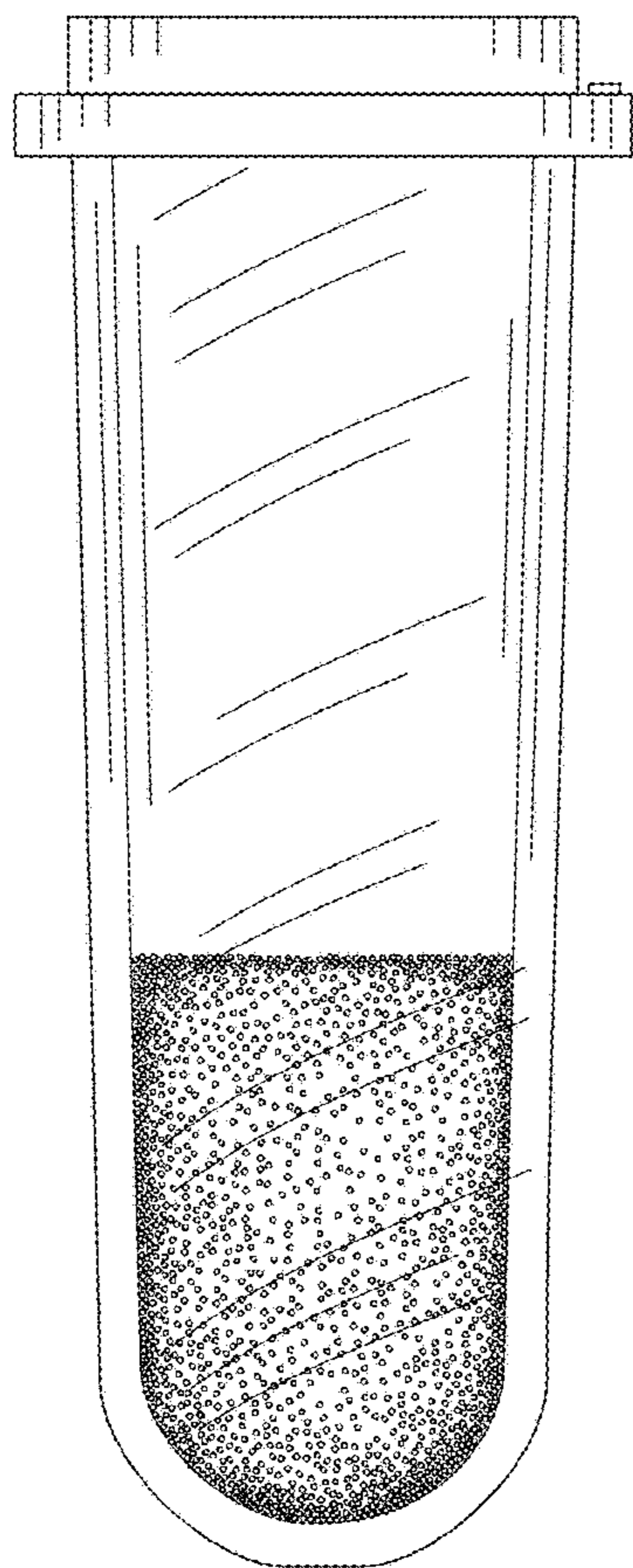


FIG. 3

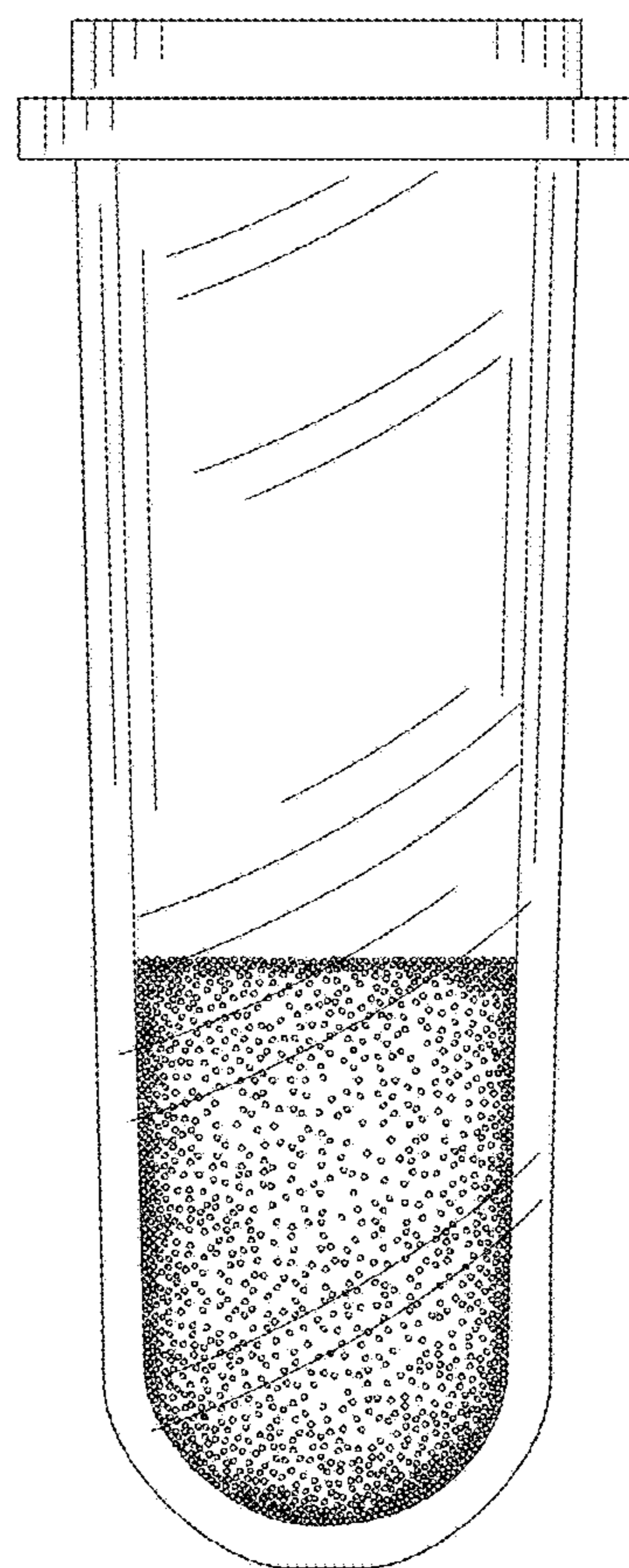


FIG. 4

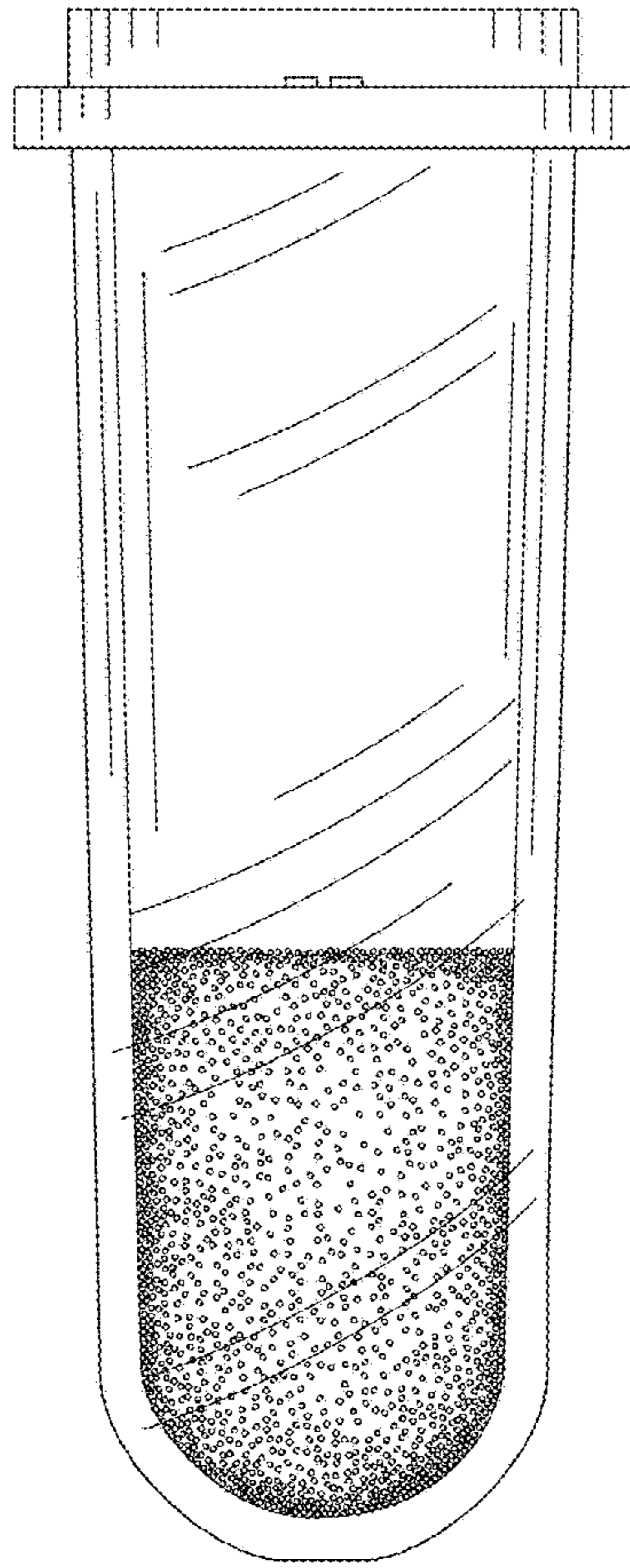


FIG. 5

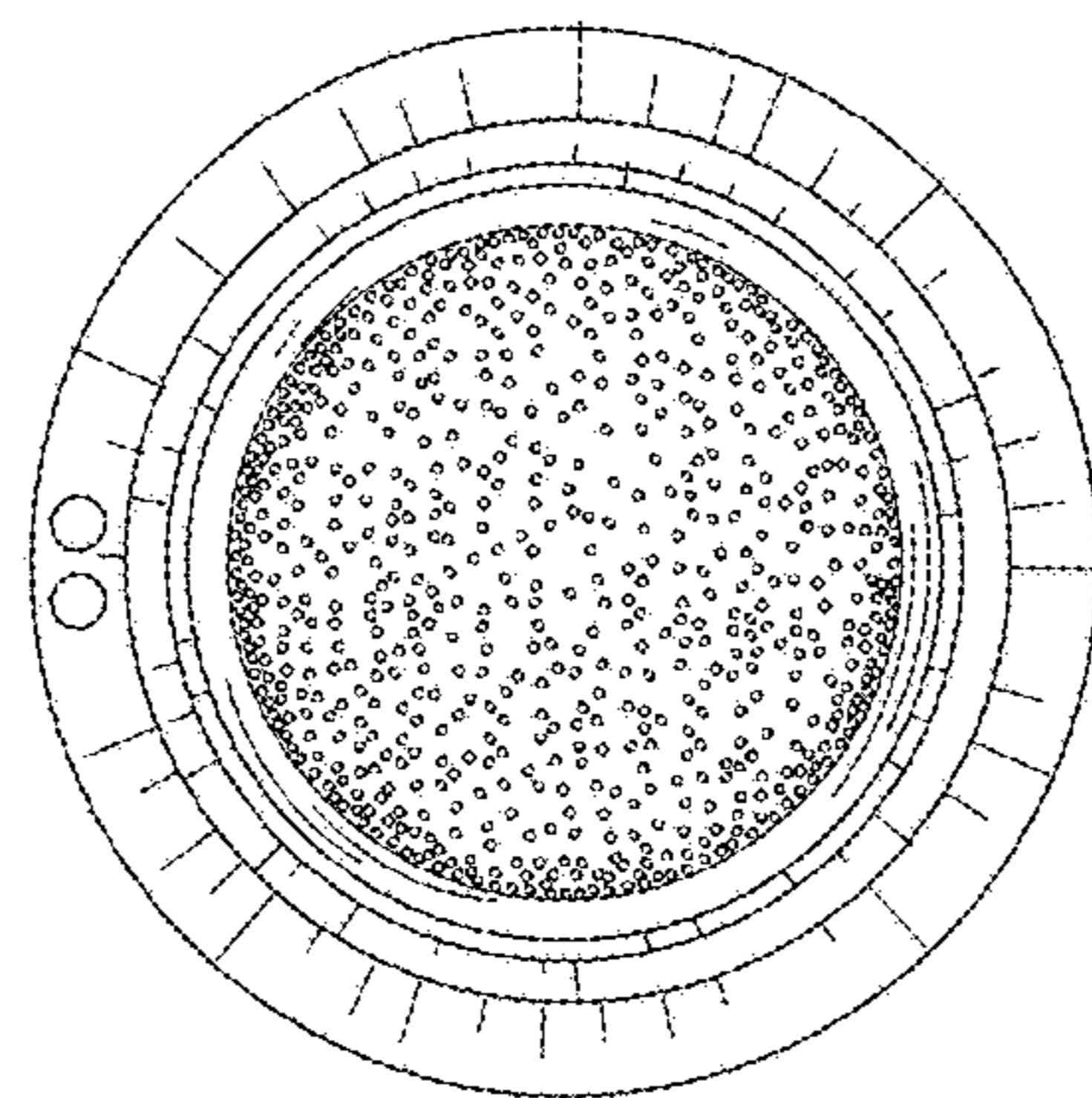


FIG. 6

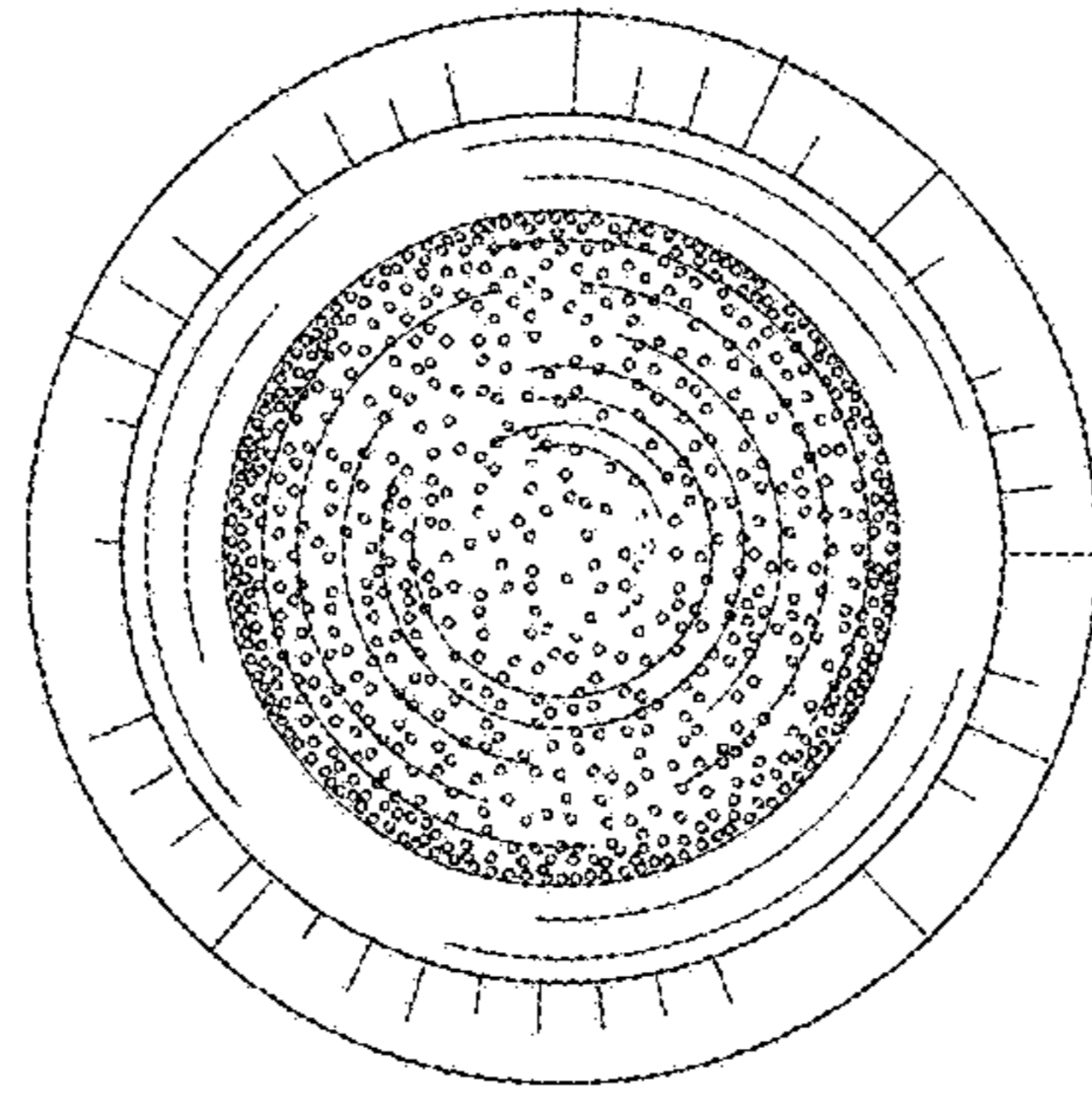


FIG. 7

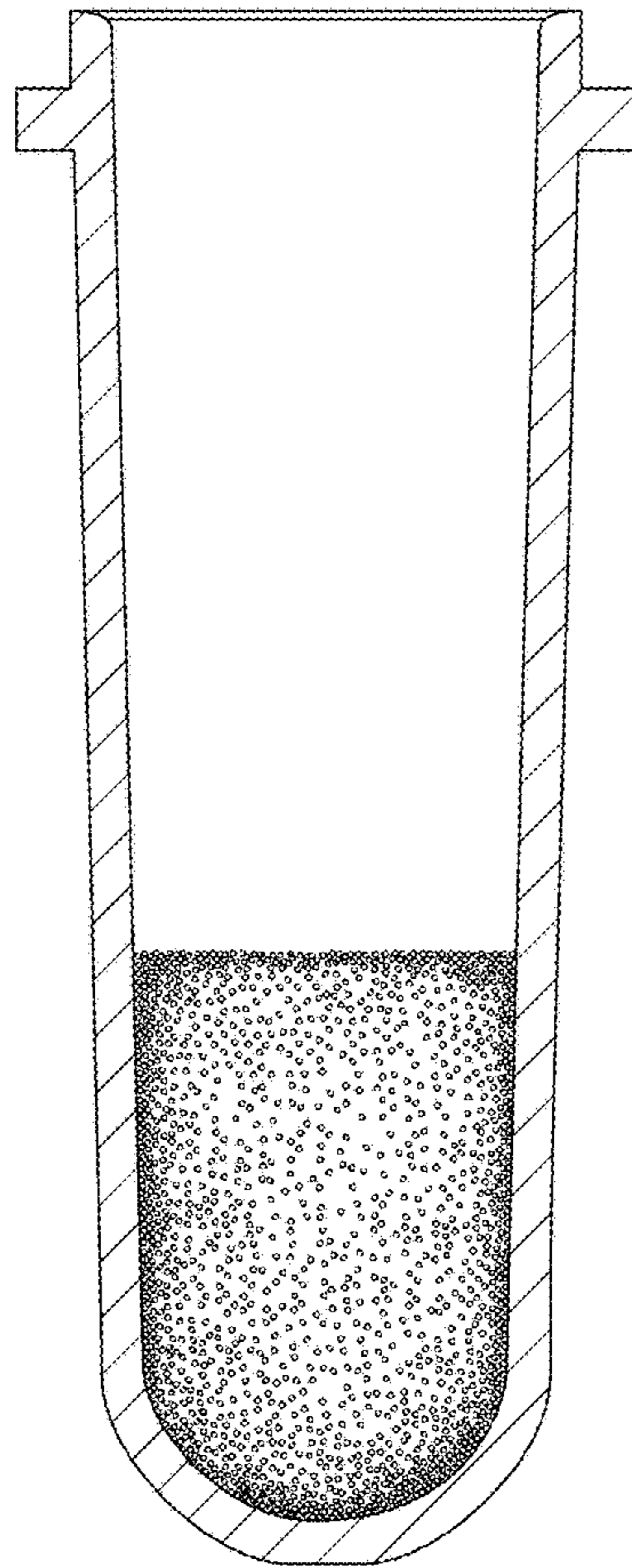


FIG. 8