



US00D777337S

(12) **United States Design Patent**  
**Reid**

(10) **Patent No.:** **US D777,337 S**  
(45) **Date of Patent:** **\*\* Jan. 24, 2017**

(54) **DECORATIVE CUSHION MASSAGE DEVICE**

(71) Applicant: **Global Ideas Direct LLC**, Reno, NV (US)

(72) Inventor: **Scott Reid**, Burr Ridge, IL (US)

(73) Assignee: **GLOBAL IDEAS DIRECT LLC**, Reno, NV (US)

(\*\*) Term: **15 Years**

(21) Appl. No.: **29/538,931**

(22) Filed: **Sep. 9, 2015**

**Related U.S. Application Data**

(63) Continuation of application No. 29/519,899, filed on Mar. 9, 2015.

(51) **LOC (10) Cl.** ..... **28-03**

(52) **U.S. Cl.**  
USPC ..... **D24/200**

(58) **Field of Classification Search**

USPC ..... D24/200, 206–208; D6/595–596, 601, D6/604, 616, 597

CPC ..... A47G 9/10; A47G 9/1027; A47G 9/1036; A61H 7/00; A61H 7/003; A61H 7/004; A61H 7/005; A61H 7/007; A61H 23/02; A61F 7/00; A61F 7/007; A61F 7/02; A47C 7/021; A47C 7/18; A47C 7/62

See application file for complete search history.

(56) **References Cited**

**U.S. PATENT DOCUMENTS**

2,943,620 A \* 7/1960 Sibert ..... A61H 23/02  
5/421  
4,309,784 A \* 1/1982 Cohen ..... A47G 9/0253  
D6/601

D338,797 S \* 8/1993 Huls ..... D6/596  
6,256,818 B1 \* 7/2001 Hughes ..... A61H 23/02  
5/421  
D511,213 S \* 11/2005 Hasegawa ..... D24/200  
D517,698 S \* 3/2006 Savage ..... D24/200  
D684,562 S \* 6/2013 Chu ..... D6/601

\* cited by examiner

*Primary Examiner* — Wan Laymon

(74) *Attorney, Agent, or Firm* — McAndrews, Held & Malloy, Ltd.

(57) **CLAIM**

The ornamental design for a decorative cushion massage device, as shown and described.

**DESCRIPTION**

FIG. 1 is a perspective back view of a decorative cushion massage device showing the new design.

FIG. 2 is a top-end view thereof.

FIG. 3 is a front view thereof.

FIG. 4 is a left side view thereof.

FIG. 5 is a right side view thereof.

FIG. 6 is a back view thereof.

FIG. 7 is a bottom-end view thereof.

FIG. 8 is a perspective back view thereof, similar to FIG. 1, but without evenly spaced broken lines.

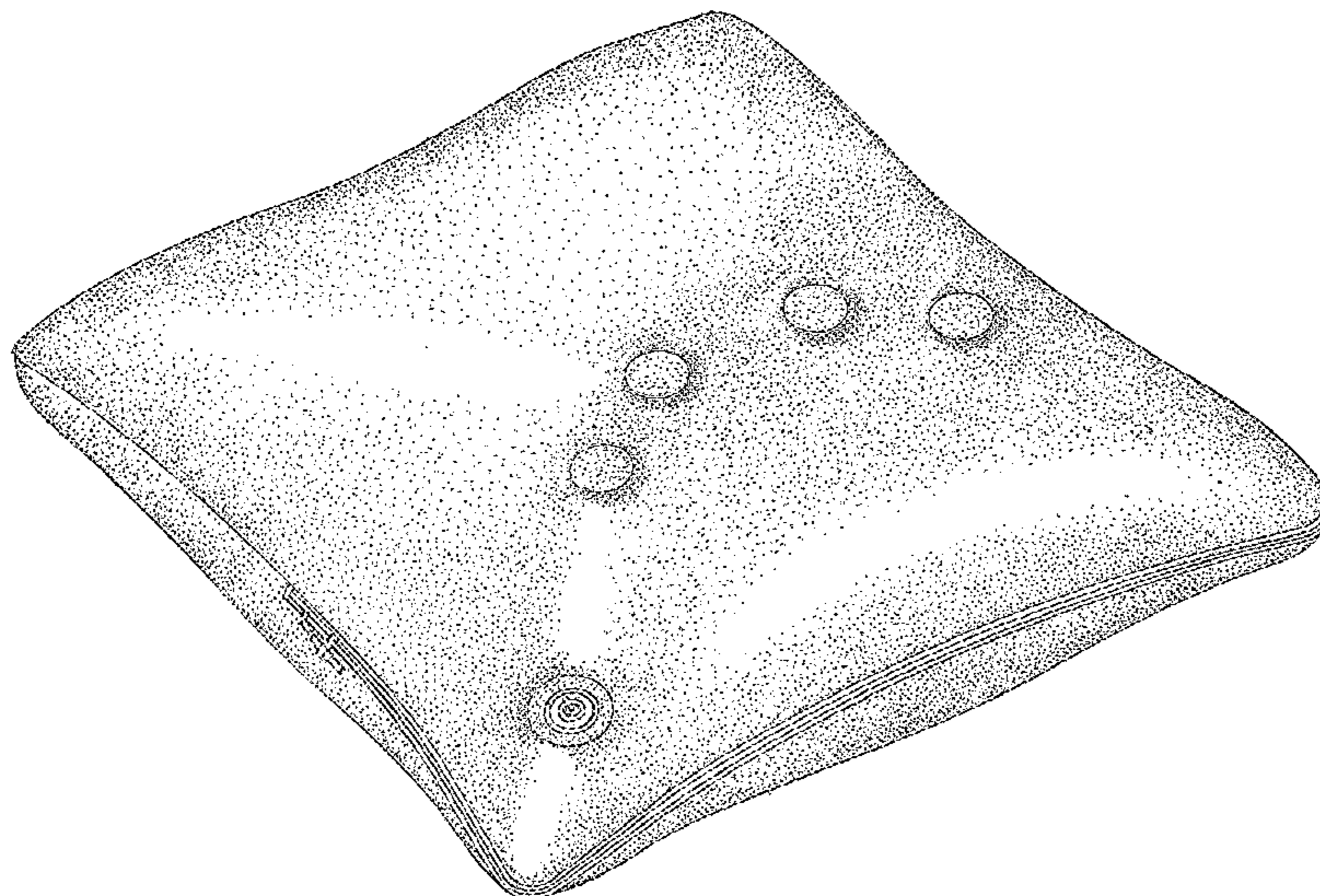
FIG. 9 is a front view thereof, similar to FIG. 3, but without evenly spaced broken lines.

FIG. 10 is a right side view thereof, similar to FIG. 5, but without evenly spaced broken lines; and,

FIG. 11 is a back view thereof, similar to FIG. 6, but without evenly spaced broken lines.

The broken line showing in the figures is for the purpose of illustrating portions of the decorative cushion massage device and forms no part of the claimed design.

**1 Claim, 8 Drawing Sheets**



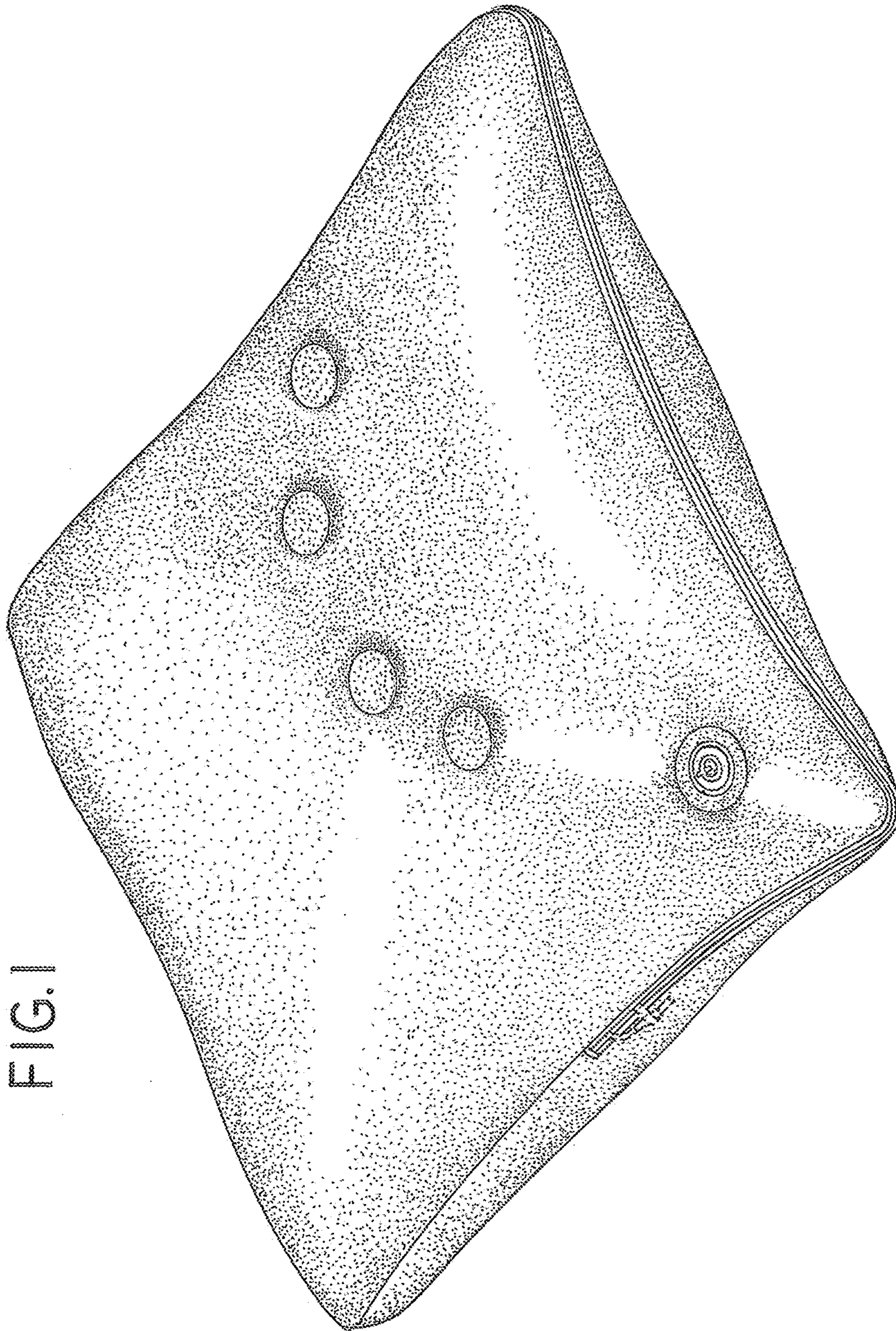


FIG. 1

FIG. 2

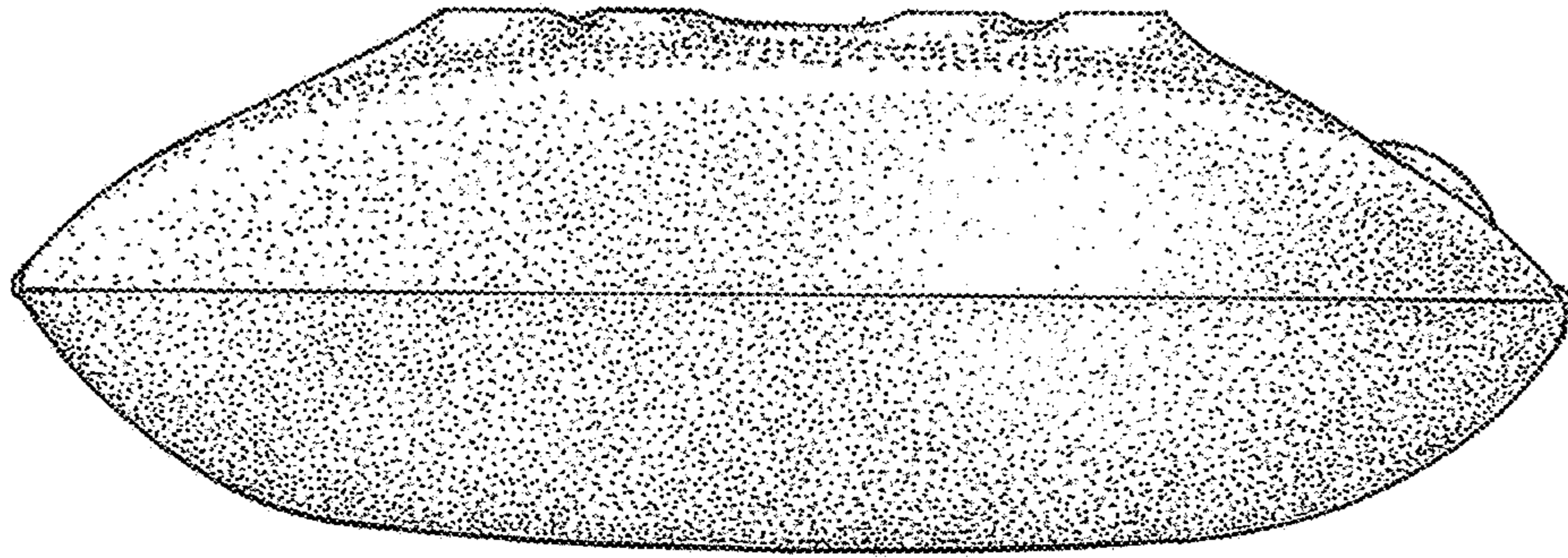


FIG. 3




FIG.4

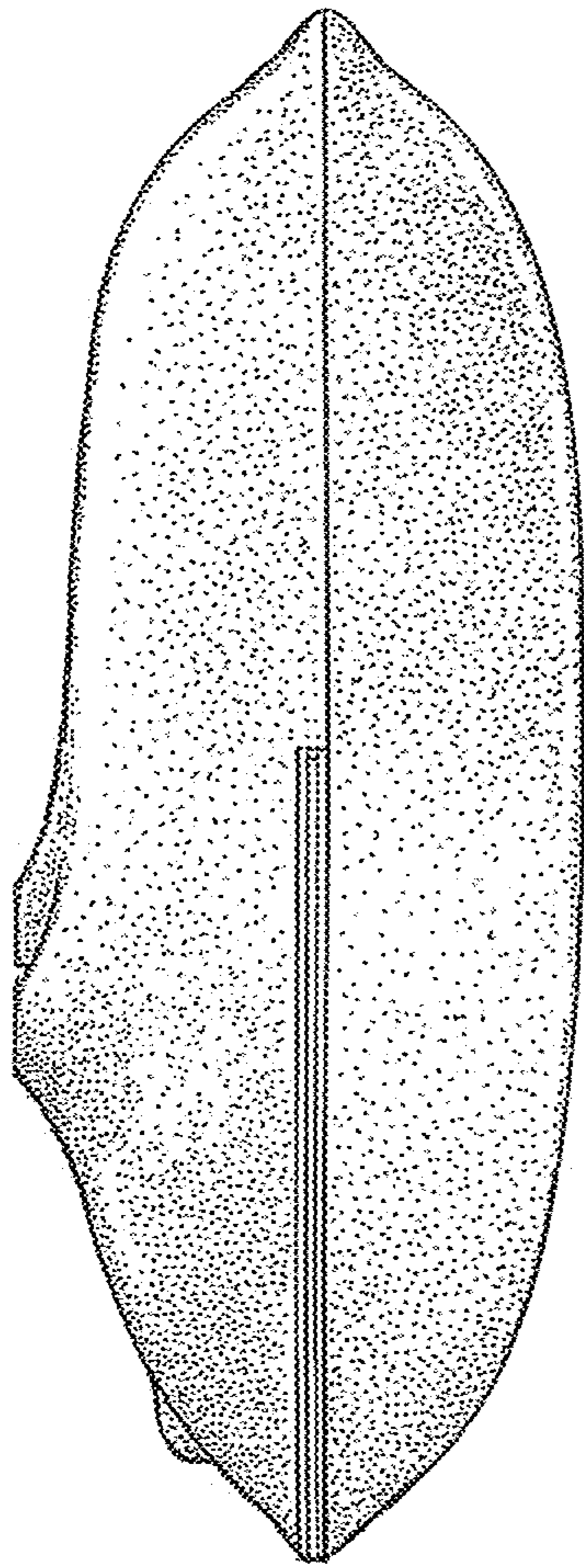


FIG.5

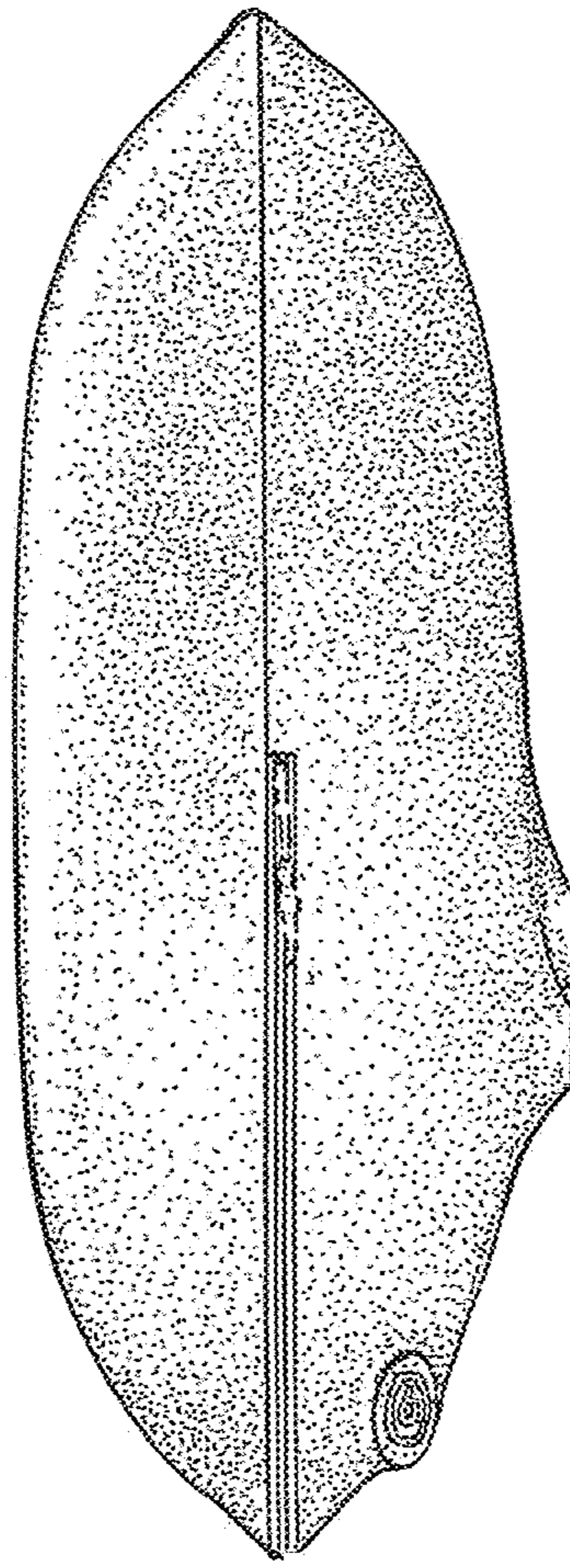


FIG. 6


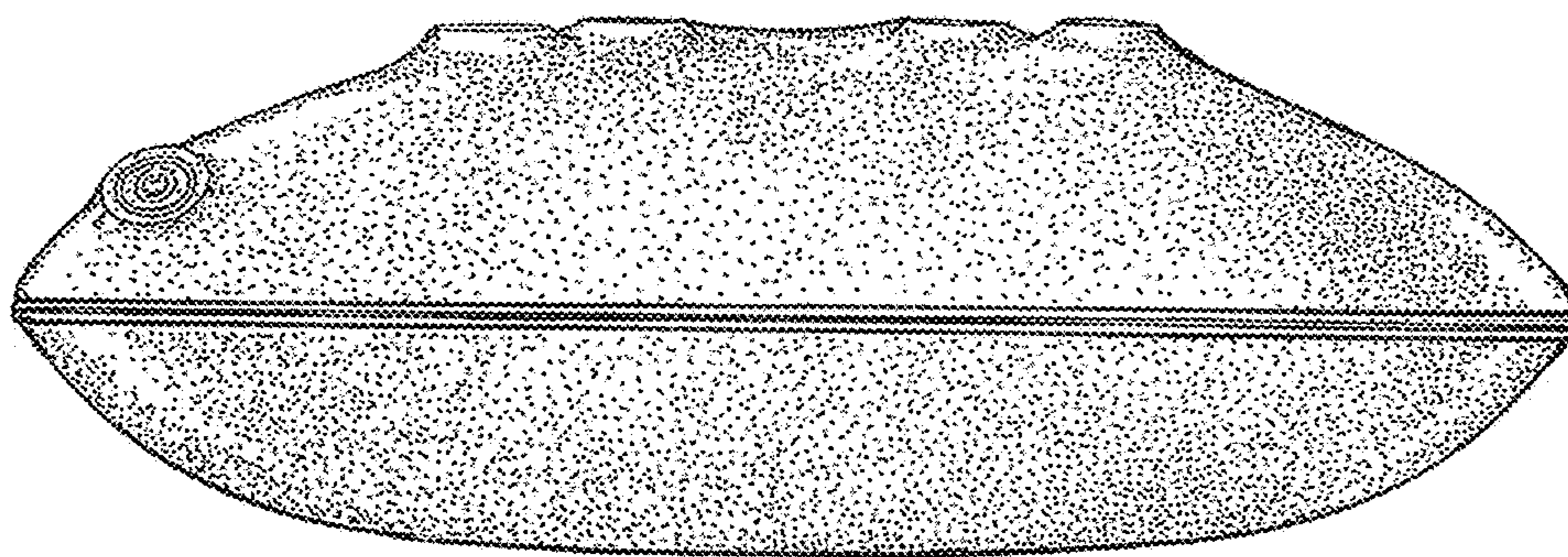


FIG. 7



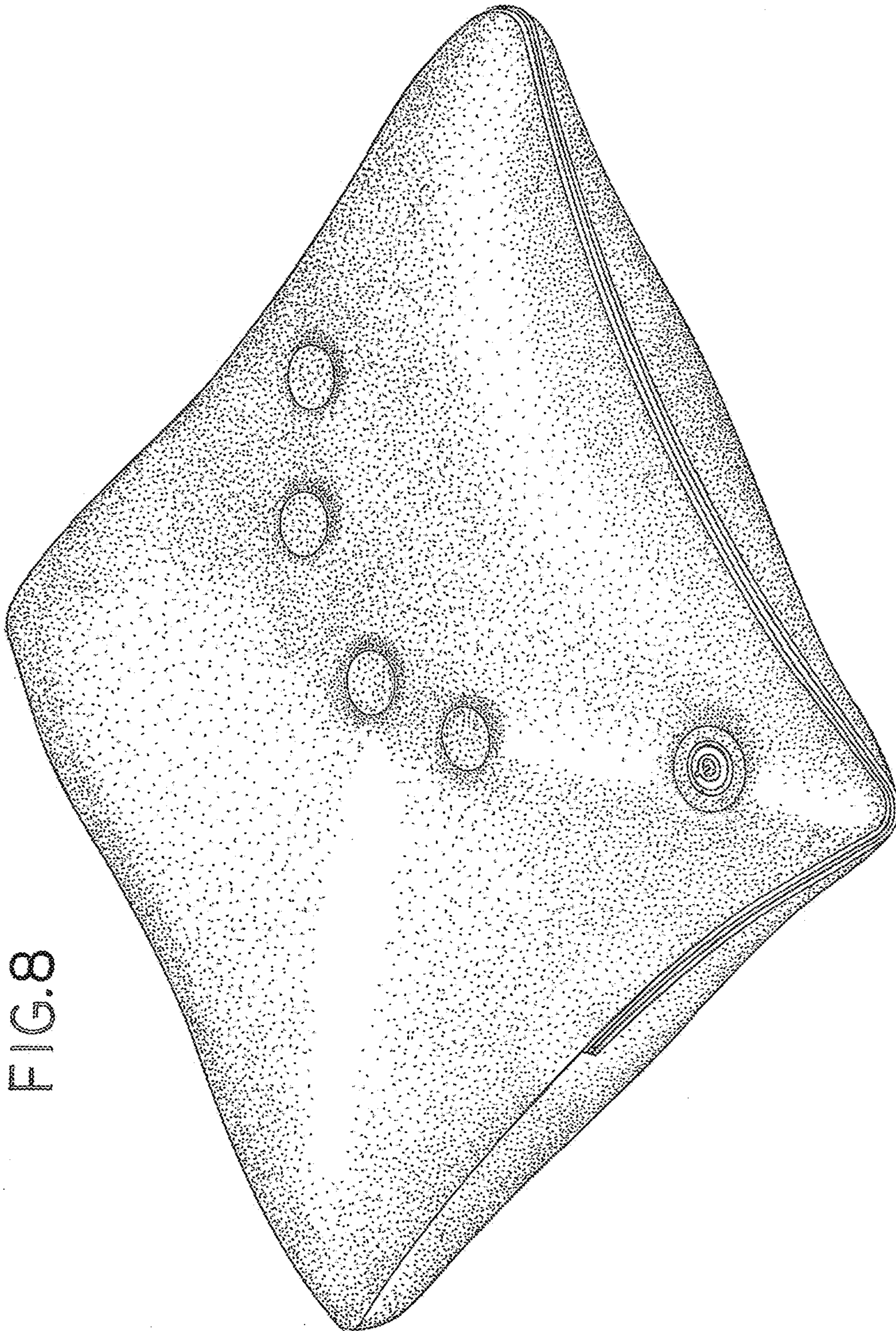


FIG. 8

FIG. 9




FIG.10

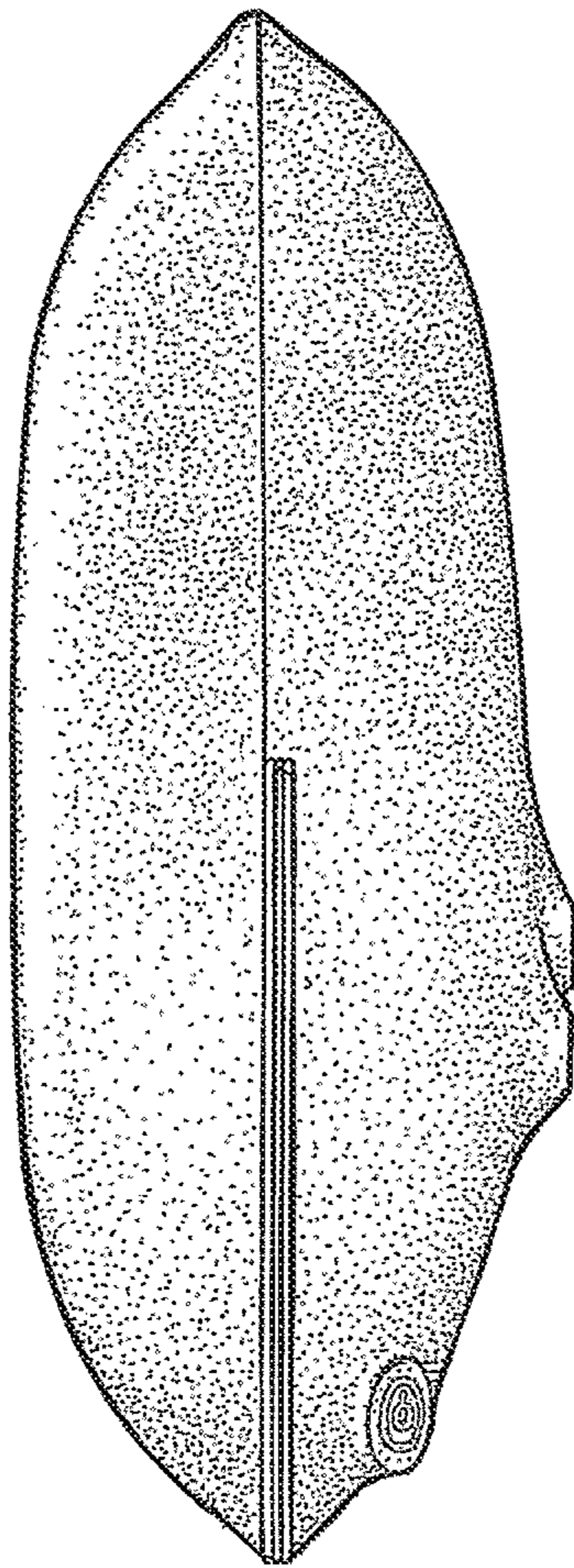




FIG. II

