



US00D777331S

(12) **United States Design Patent**
Jayalath et al.

(10) **Patent No.:** **US D777,331 S**

(45) **Date of Patent:** **** Jan. 24, 2017**

- (54) **ELECTRONIC MODULE**
- (71) Applicant: **MAD Apparel, Inc.**, Palo Alto, CA (US)
- (72) Inventors: **Dhananja Pradhan Jayalath**, Redwood City, CA (US); **James Artel Berg**, San Francisco, CA (US); **Hamid Hameed Butt**, Cupertino, CA (US); **Christopher John Wiebe**, Burlingame, CA (US)
- (73) Assignee: **Mad Apparel, Inc.**, Redwood City, CA (US)

- D567,790 S * 4/2008 Cardoso D14/138 R
- D571,855 S * 6/2008 Law D14/436
- D576,611 S * 9/2008 Wilson D14/225
- D591,930 S 5/2009 Lorenzi
- D603,521 S * 11/2009 Lindberg D24/187
- D631,552 S * 1/2011 Kasabach D24/186
- D632,056 S 2/2011 Pijut
- D633,507 S * 3/2011 Nelson D14/484.1
- D701,964 S * 4/2014 Yoneta D24/187
- D715,667 S * 10/2014 Shigeno D10/70
- D718,866 S * 12/2014 Law D24/167
- D732,512 S * 6/2015 Fariello D14/230
- D736,107 S * 8/2015 Lee D10/70
- D744,109 S * 11/2015 Yoneta D24/186
- D744,110 S * 11/2015 Kubo D24/186
- D747,077 S * 1/2016 Jayalath D2/857
- 9,237,869 B1 * 1/2016 Lee A61B 5/6804

(**) Term: **14 Years**

(21) Appl. No.: **29/489,658**

(22) Filed: **May 1, 2014**

(51) **LOC (10) Cl.** **24-99**

(52) **U.S. Cl.**
USPC **D24/186; D14/344**

(58) **Field of Classification Search**
USPC D3/207; D10/70, 78; D14/230, 344;
D24/167, 186, 187
See application file for complete search history.

(56) **References Cited**

U.S. PATENT DOCUMENTS

- 155,600 A 10/1874 Tuttle
- 953,527 A 3/1910 Greenberg
- 1,491,711 A 4/1924 Levine
- 1,780,874 A 11/1930 Friedmann
- D197,466 S * 2/1964 Spilman D14/225
- 5,090,058 A 2/1992 Gerber
- D338,102 S * 8/1993 McGuire D3/207
- D463,095 S 9/2002 Vazquez
- 6,928,317 B2 * 8/2005 Chen A61B 5/6831
600/509
- D540,969 S * 4/2007 Ueda D26/37

(Continued)

Primary Examiner — Selina Sikder

(74) *Attorney, Agent, or Firm* — Fenwick & West LLP

(57) **CLAIM**

We claim the ornamental design for an electronic module, as shown and described.

DESCRIPTION

FIG. 1 is a perspective top view of an electronic module showing my new design.

FIG. 2 is a perspective bottom view thereof.

FIG. 3 is a top view thereof.

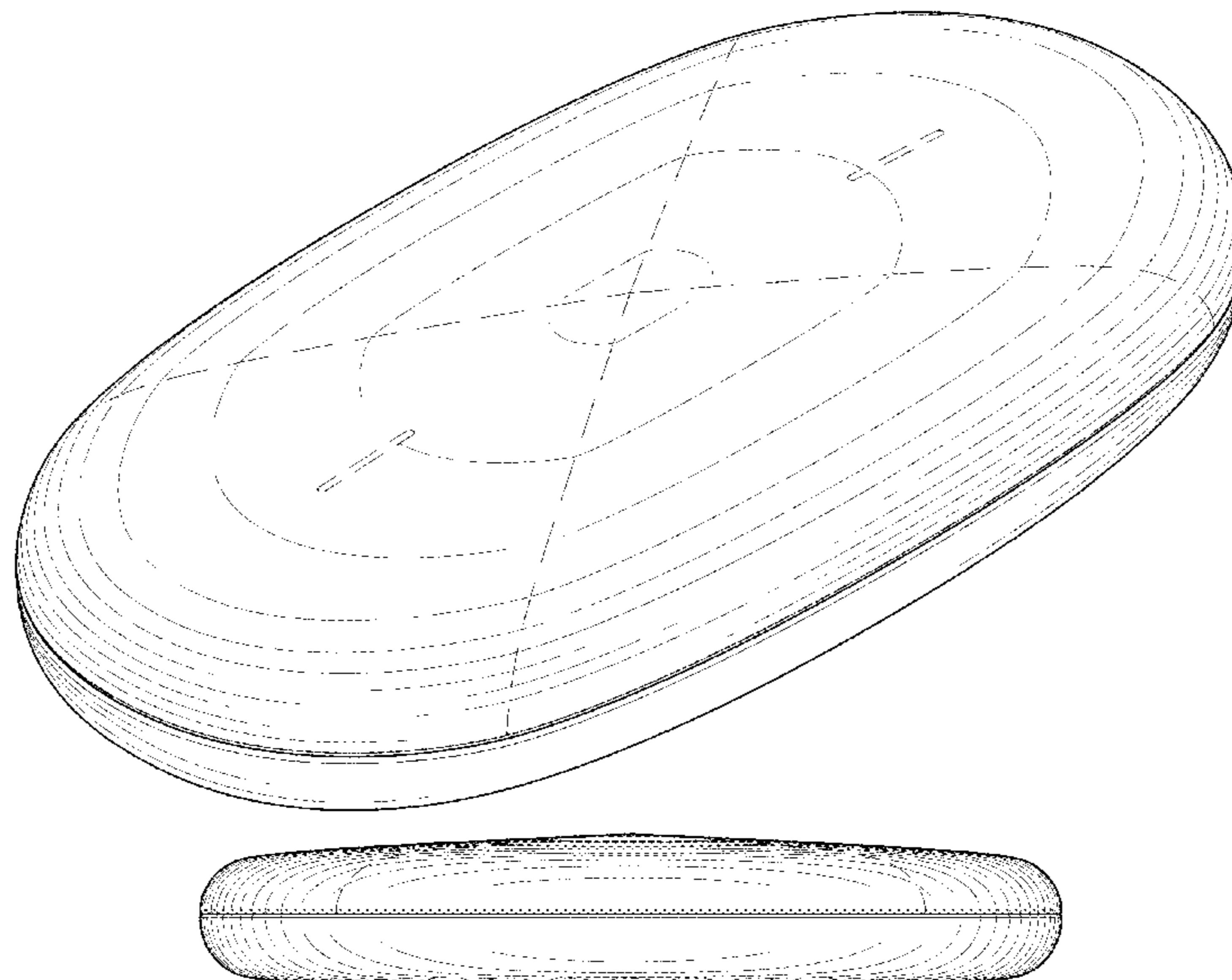
FIG. 4 is a bottom view thereof.

FIG. 5 is a front elevational view thereof, the rear being a mirror image; and,

FIG. 6 is a left side elevational view thereof, the right being a mirror image.

The line shadings in the figures are included for the purpose of illustrating contour and are not intended to be illustrative of texture or gloss. None of the broken lines form a part of the claimed design.

1 Claim, 4 Drawing Sheets



(56)

References Cited

U.S. PATENT DOCUMENTS

D749,570 S * 2/2016 Lee D14/344
 D763,254 S * 8/2016 Aumiller D14/344
 2007/0056074 A1 3/2007 Esses
 2007/0167850 A1* 7/2007 Russell A61B 5/0205
 600/513
 2009/0306485 A1* 12/2009 Bell A61B 5/04085
 600/301
 2012/0015778 A1* 1/2012 Lee A63B 71/0622
 482/8
 2012/0089001 A1* 4/2012 Bishay A61B 5/02438
 600/391
 2013/0188322 A1* 7/2013 Lowe G08C 19/16
 361/749
 2013/0289889 A1* 10/2013 Yuen G06F 19/3418
 702/19
 2014/0128710 A1* 5/2014 Nakamura A61B 5/02438
 600/390
 2014/0128757 A1* 5/2014 Banet A61B 5/053
 600/513
 2014/0156196 A1* 6/2014 Martinez A61B 5/681
 702/19
 2014/0206976 A1* 7/2014 Thompson A61B 5/0006
 600/391

2014/0297218 A1* 10/2014 Yuen G01B 21/16
 702/141
 2014/0364703 A1* 12/2014 Kim A61B 5/0492
 600/301
 2015/0119676 A1* 4/2015 Okuda A61B 5/0245
 600/388
 2015/0148619 A1* 5/2015 Berg A61B 5/0024
 600/301
 2015/0313543 A1* 11/2015 Martinez G06F 15/00
 600/301
 2015/0342269 A1* 12/2015 Oleson A61B 5/6804
 439/37
 2015/0366504 A1* 12/2015 Connor A61B 5/6804
 600/301
 2015/0375042 A1* 12/2015 Schaffer A61B 5/1116
 482/8
 2016/0058363 A1* 3/2016 Hayes-Gill A61B 5/6833
 600/588
 2016/0120470 A1* 5/2016 Bogdanovich A61B 5/6804
 340/870.07
 2016/0128632 A1* 5/2016 Wiebe A61B 5/6804
 340/870.07
 2016/0242696 A1* 8/2016 Bologna A61B 5/6802

* cited by examiner



Fig. 1

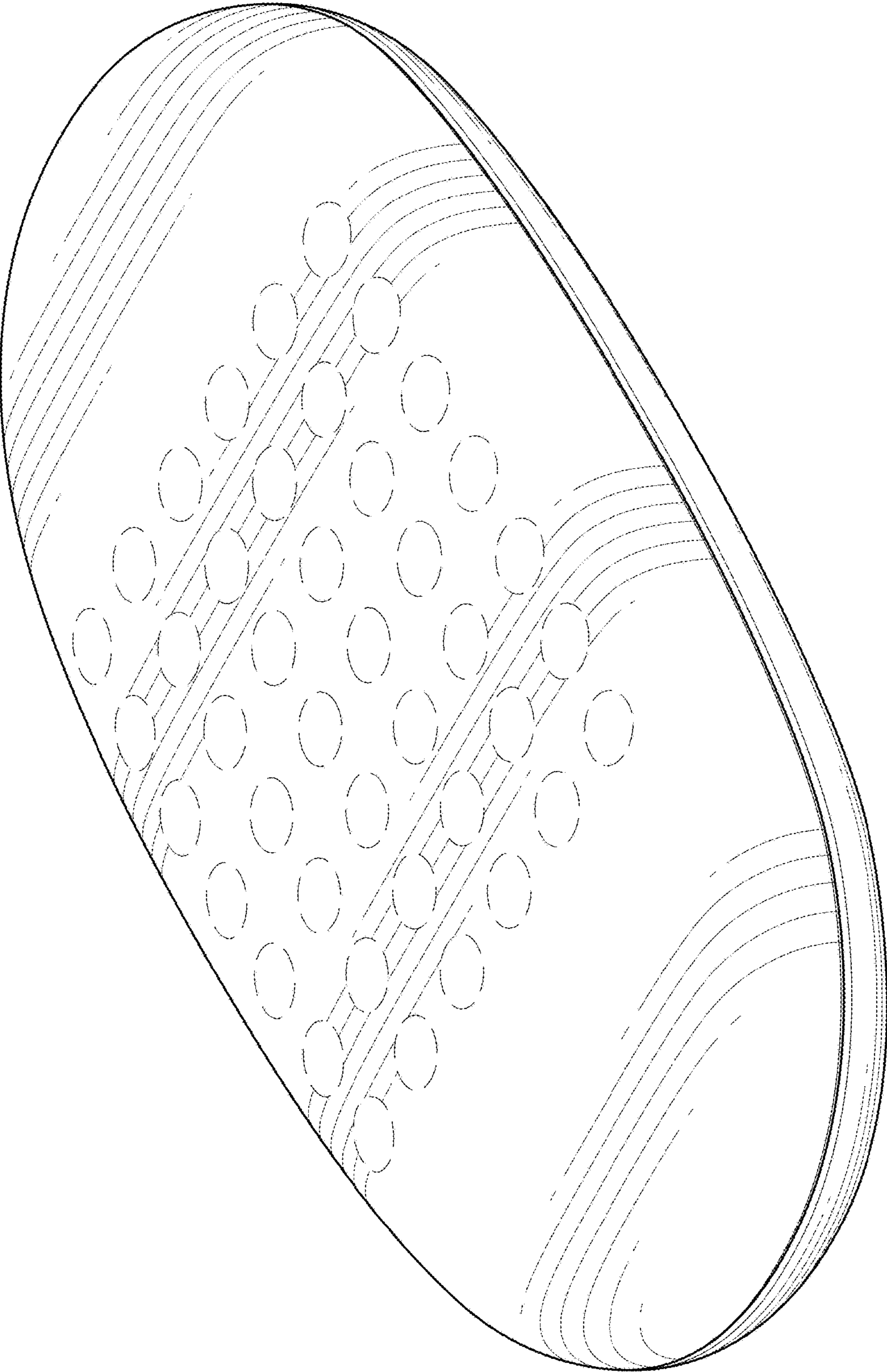


Fig. 2

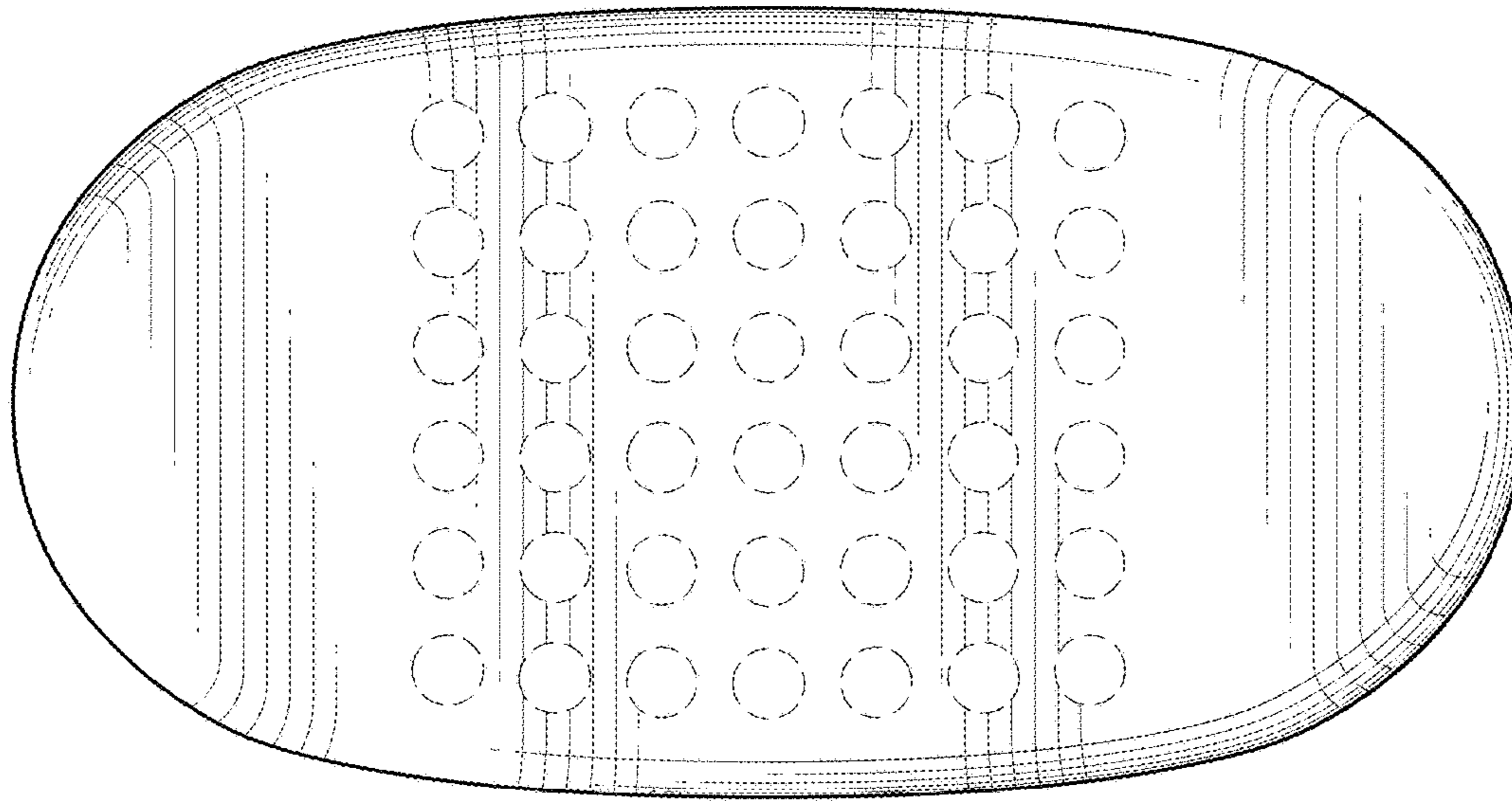


Fig. 4

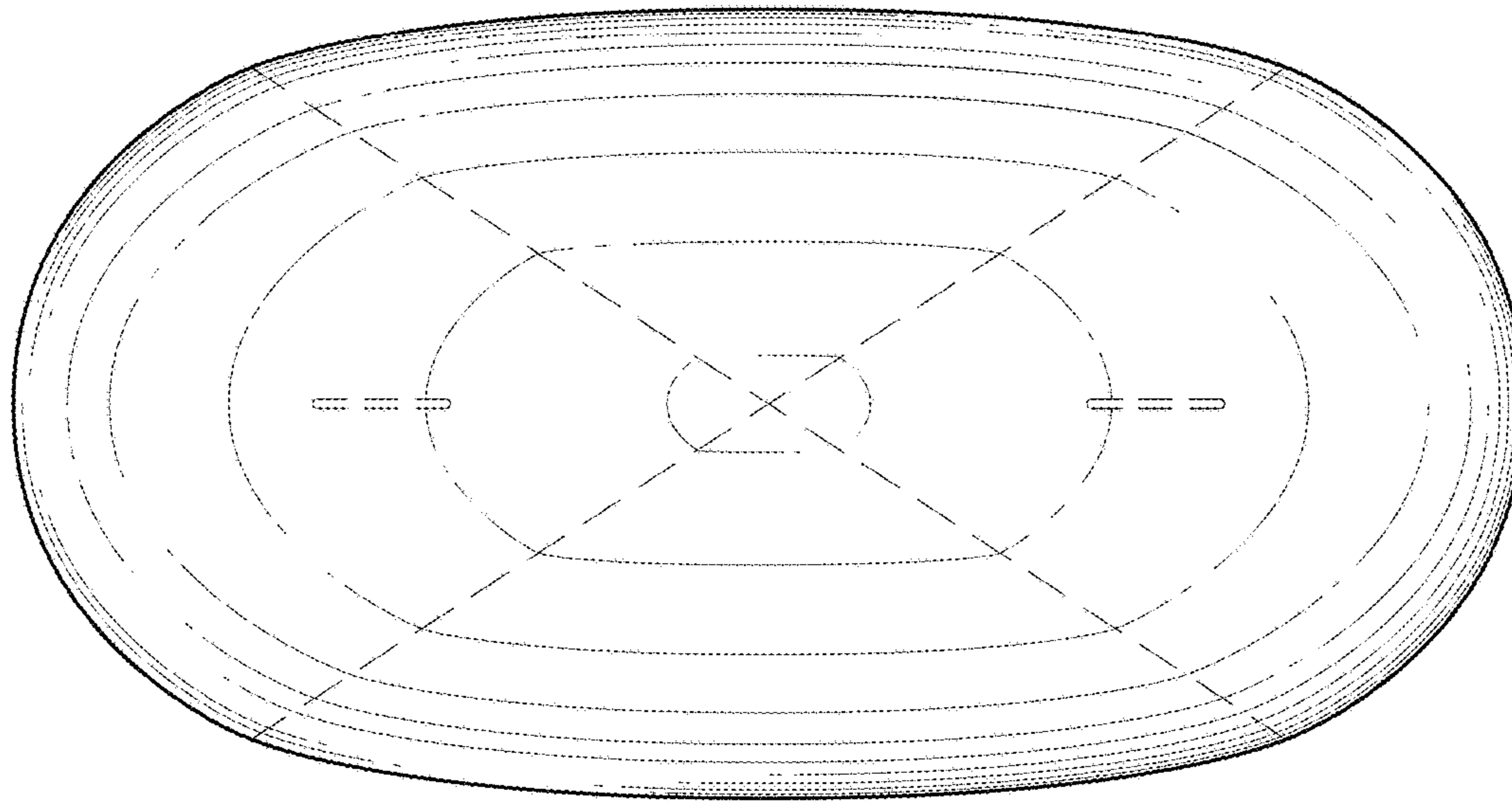


Fig. 3

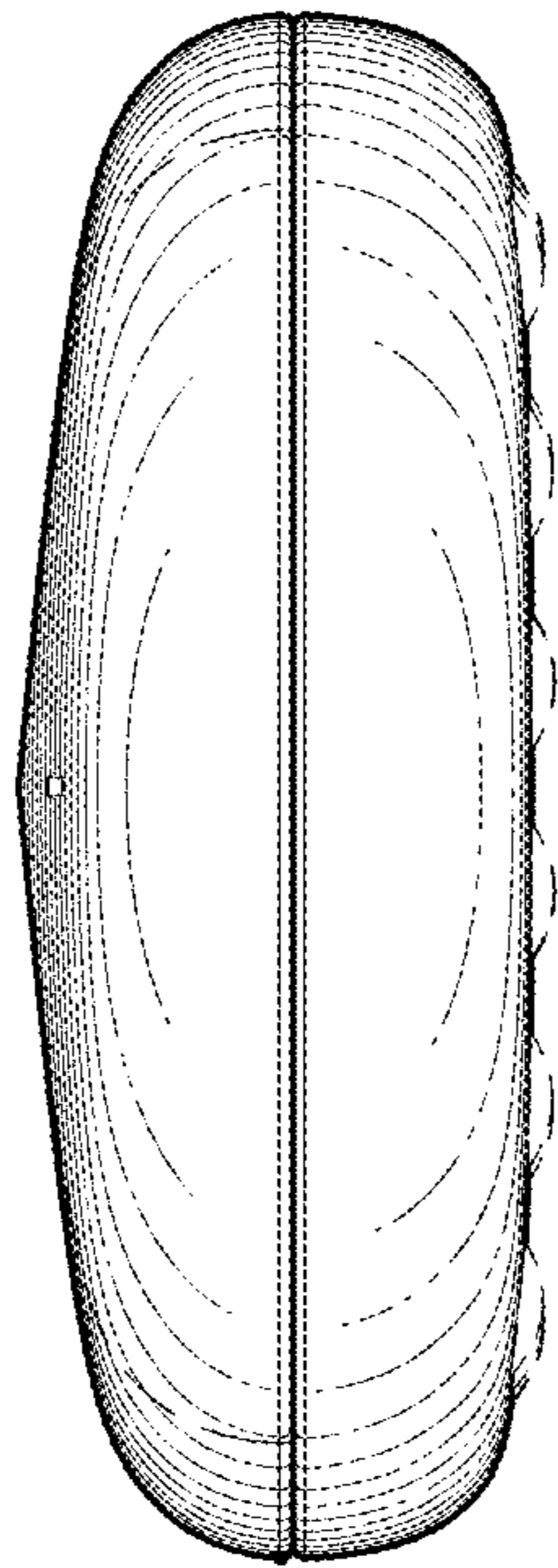


Fig. 5

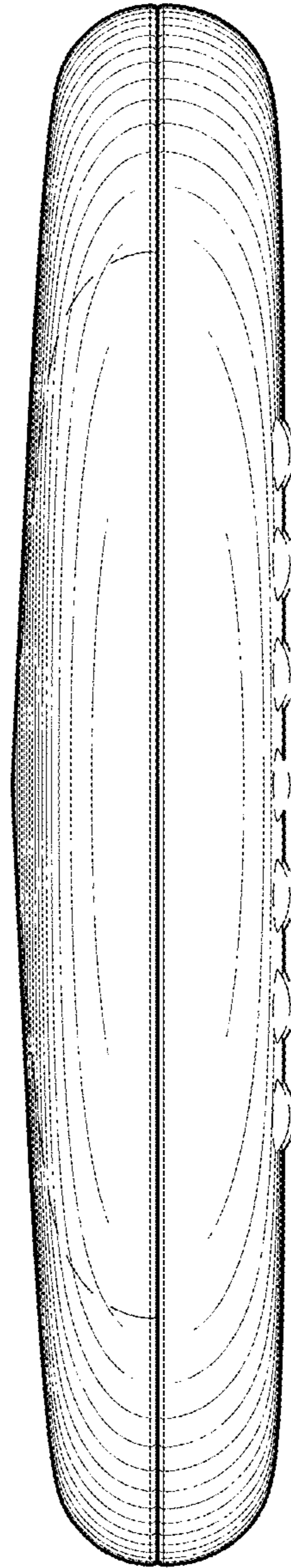


Fig. 6