



US00D777308S

(12) **United States Design Patent** (10) **Patent No.:** **US D777,308 S**
Bu et al. (45) **Date of Patent:** **** Jan. 24, 2017**

(54) **OUTLET FOR AIR CONDITIONER**

(71) Applicant: **Samsung Electronics Co., Ltd.**,
Suwon-si, Gyeonggi-do (KR)

(72) Inventors: **Minhyouk Bu**, Seoul (KR); **Sanghun Yoon**, Seoul (KR); **Cheolyeon Jo**, Seoul (KR); **Jaewon Choi**, Seoul (KR)

(73) Assignee: **SAMSUNG ELECTRONICS CO., LTD.**, Suwon-si, Gyeonggi-Do (KR)

(**) Term: **15 Years**

(21) Appl. No.: **29/529,868**

(22) Filed: **Jun. 11, 2015**

(30) **Foreign Application Priority Data**

Dec. 17, 2014 (KR) 30-2014-0061577

(51) **LOC (10) Cl.** **23-04**

(52) **U.S. Cl.**
USPC **D23/354**

(58) **Field of Classification Search**

USPC D23/333, 335, 341, 342, 351, 353, 354,
D23/355, 356, 359, 364, 365, 370, 385,
D23/386, 388, 393

CPC F24F 1/00; F24F 1/0007; F24F 1/02;
F24F 1/08; F24F 1/42; F24F 1/56; F24F
1/60; F24F 3/044; F24F 3/048; F24F 3/16;
F24F 7/00; F24F 7/04; F24F
12/001; F24F 12/006

See application file for complete search history.

(56) **References Cited**

U.S. PATENT DOCUMENTS

D250,586 S * 12/1978 Nussdorfer D14/216
D401,241 S * 11/1998 Runquist D14/214

D417,874 S * 12/1999 Suzuki D14/214
D632,265 S * 2/2011 Choi D13/168
D713,022 S * 9/2014 Choi D23/351
D726,161 S * 4/2015 Howard D14/218
D729,364 S * 5/2015 Choi D23/351
D729,916 S * 5/2015 Choi D23/351
D733,857 S * 7/2015 Choi D23/351
D746,166 S * 12/2015 Li D10/104.1
D757,010 S * 5/2016 Kang D14/420

* cited by examiner

Primary Examiner — George D. Kirschbaum

Assistant Examiner — Natasha Vujcic

(74) *Attorney, Agent, or Firm* — Ladas & Parry LLP

(57) **CLAIM**

We claim the ornamental design for an outlet for air conditioner, as shown and described.

DESCRIPTION

FIG. 1 is the front perspective view of an outlet for air conditioner showing our new design; FIG. 2 is the front view thereof; FIG. 3 is the rear view thereof; FIG. 4 is the left-side view thereof; FIG. 5 is the right-side view thereof; FIG. 6 is the top plan view thereof; FIG. 7 is the bottom plan view thereof; and, FIG. 8 is a front perspective view thereof shown in an example environment.

The broken lines in the drawings illustrate the environment of the outlet for air conditioner which form no part of the claimed design.

1 Claim, 8 Drawing Sheets

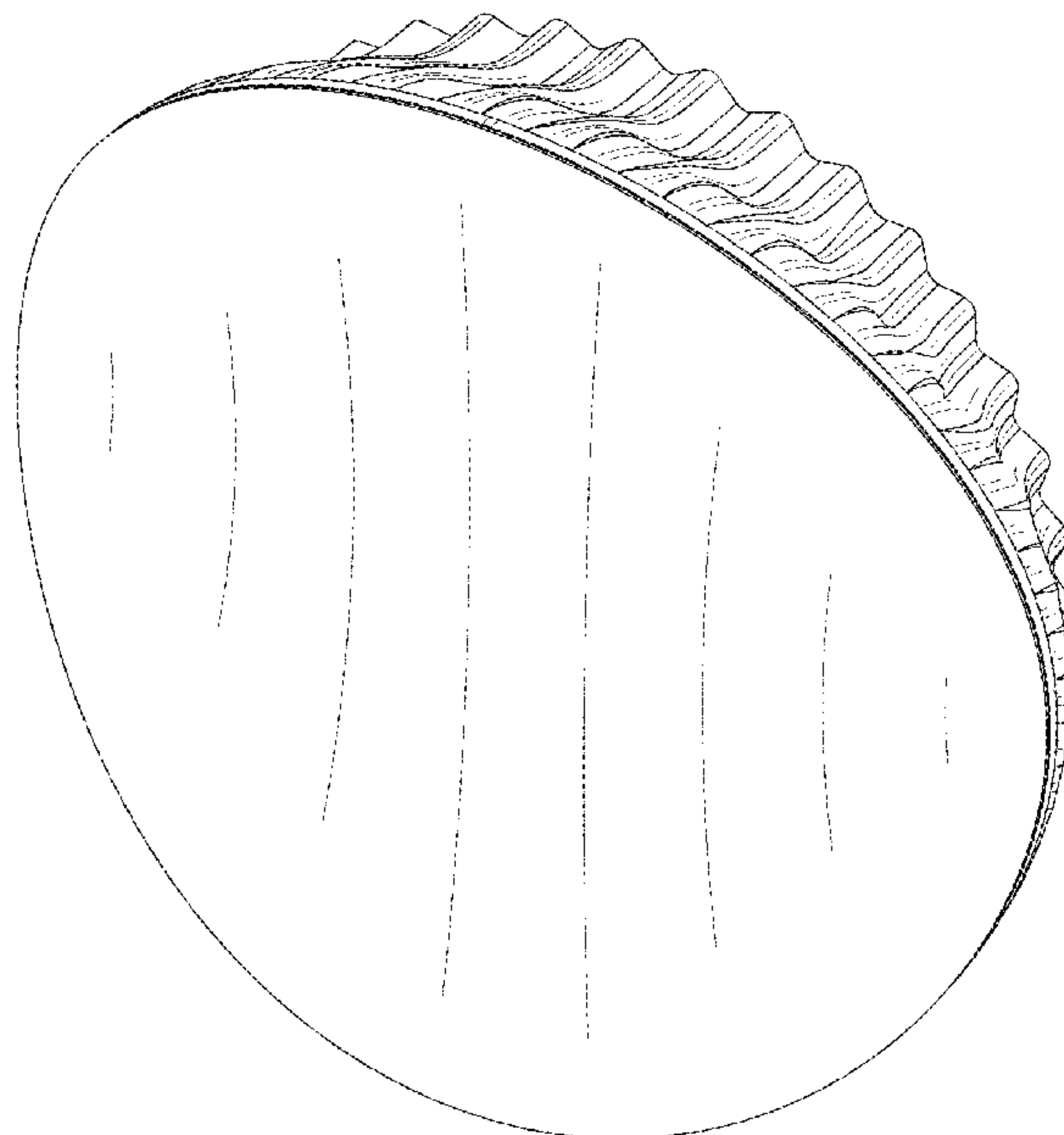


FIG. 1

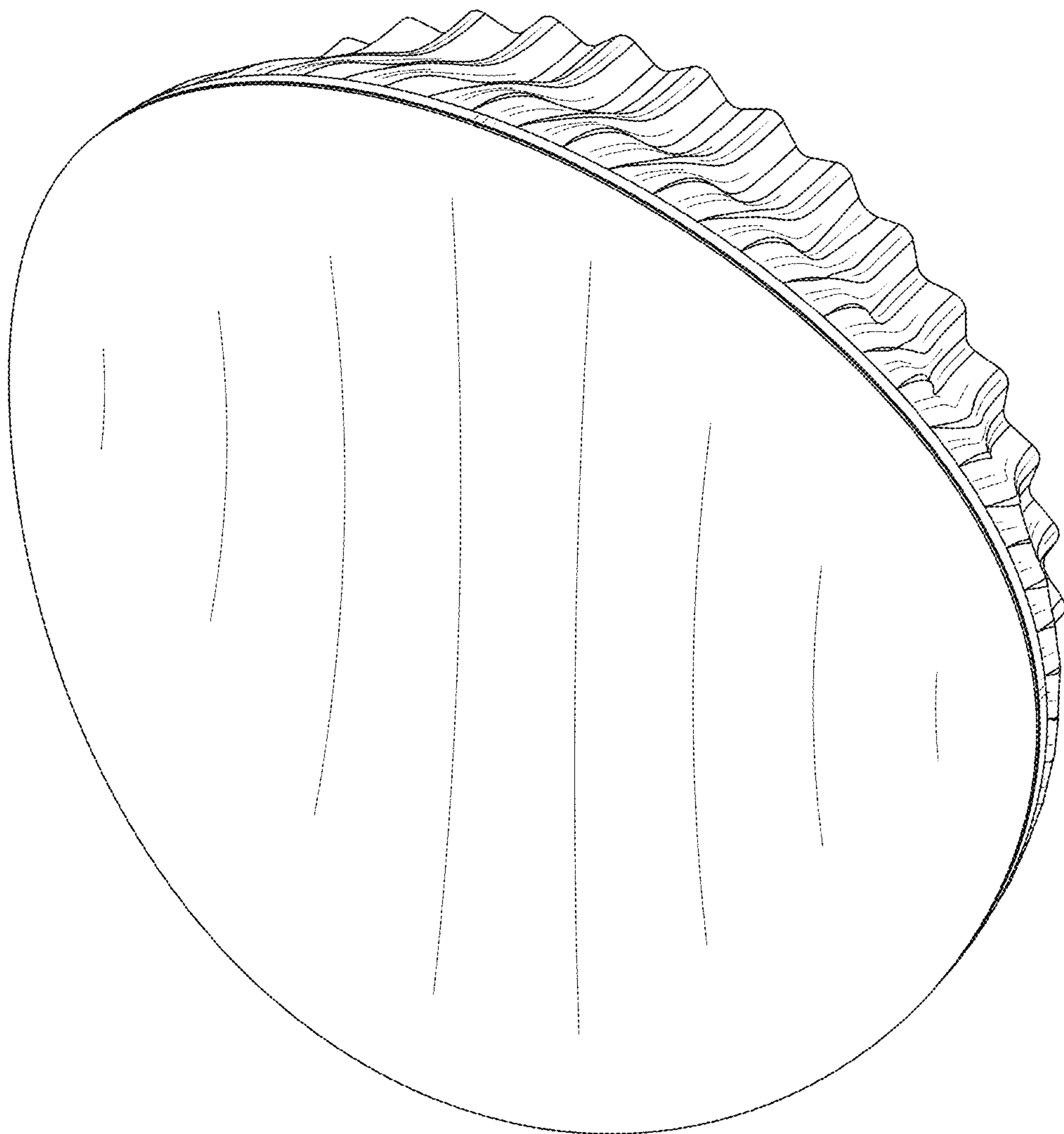


FIG. 2

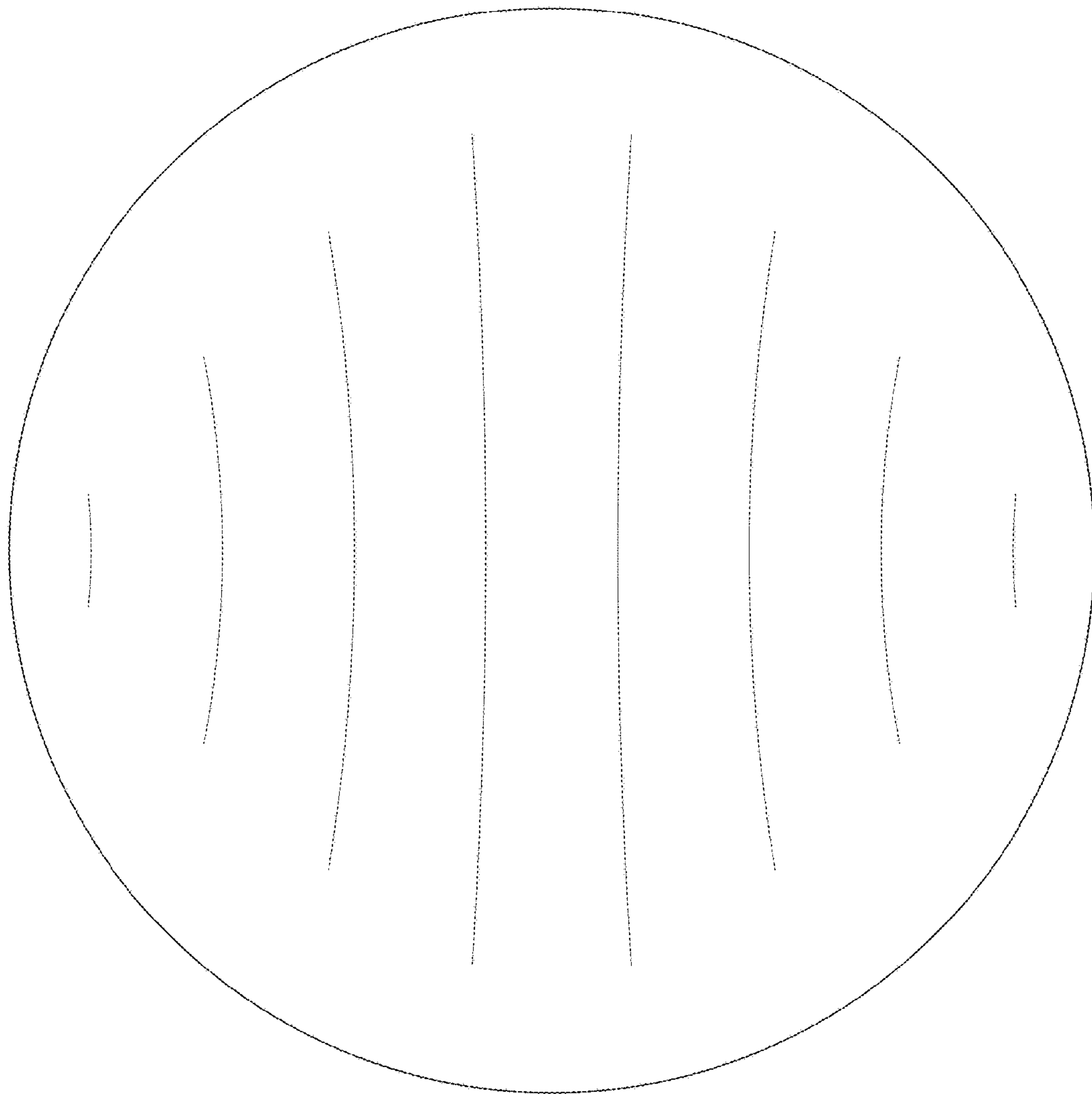


FIG. 3

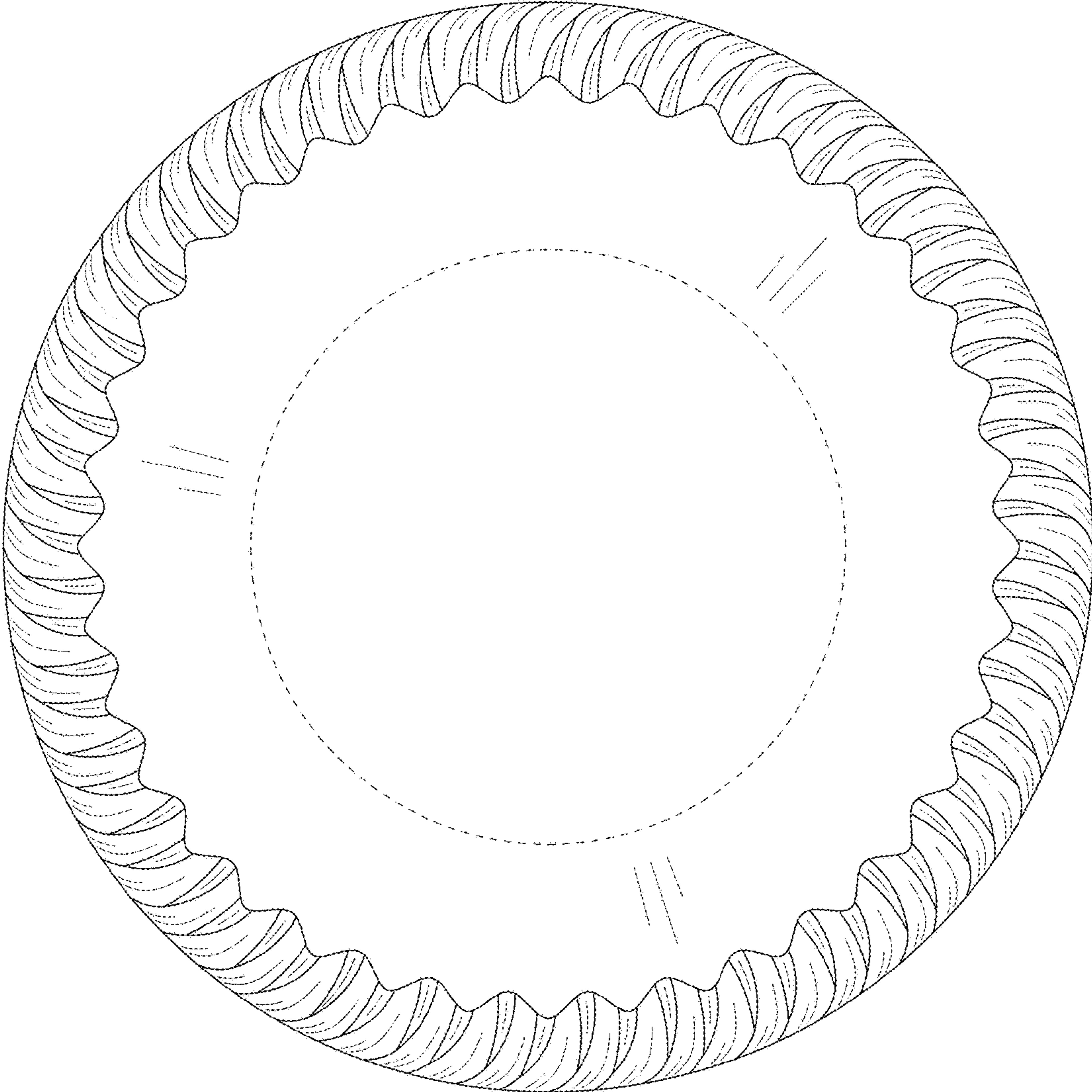


FIG. 4

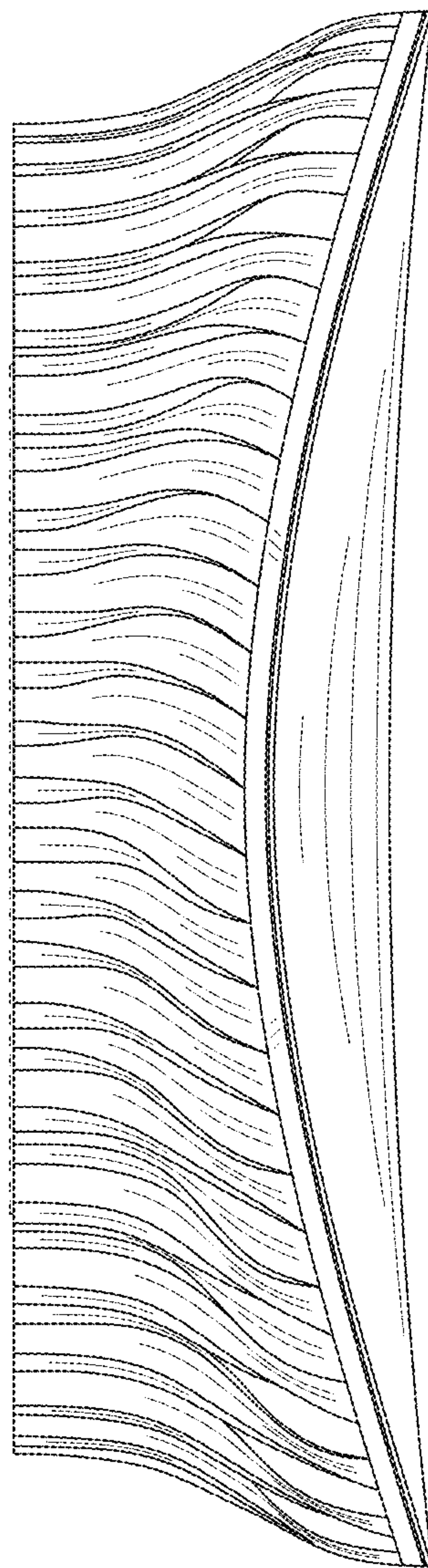


FIG. 5

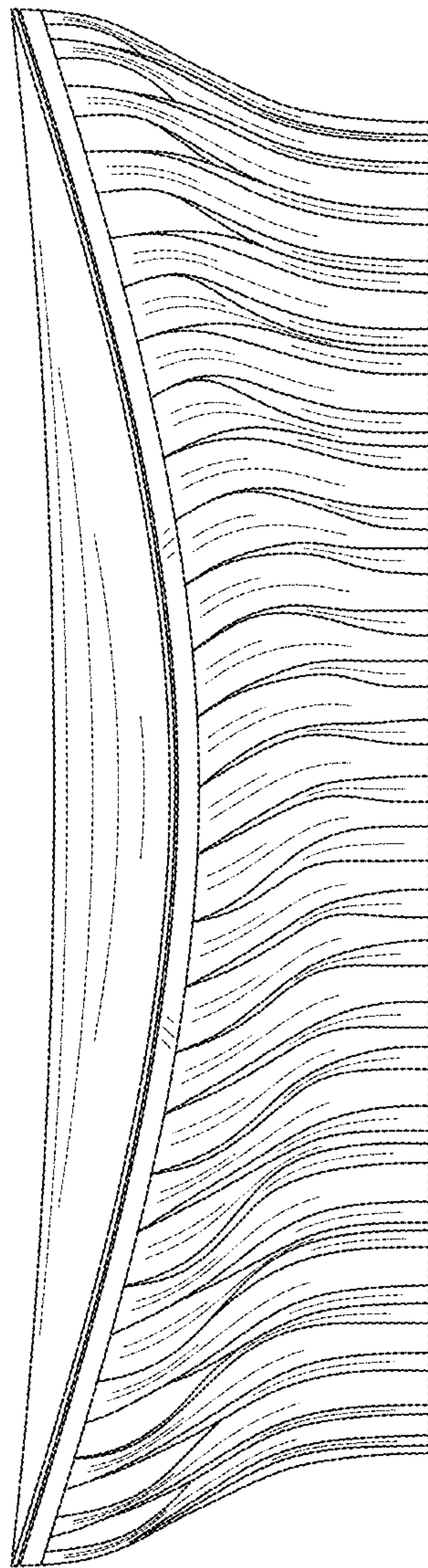


FIG. 6

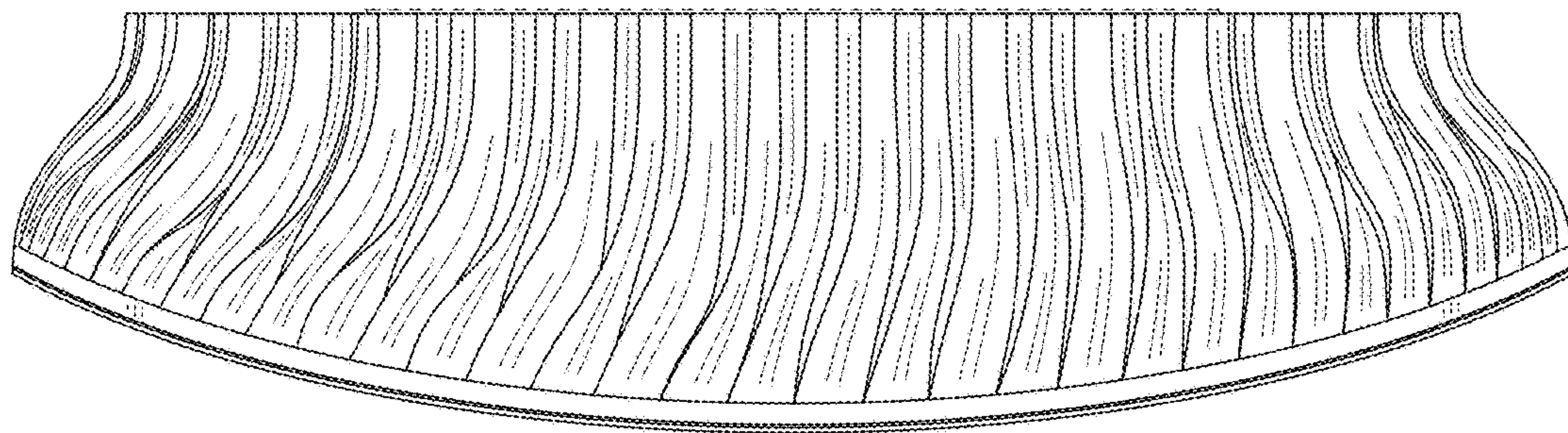


FIG. 7

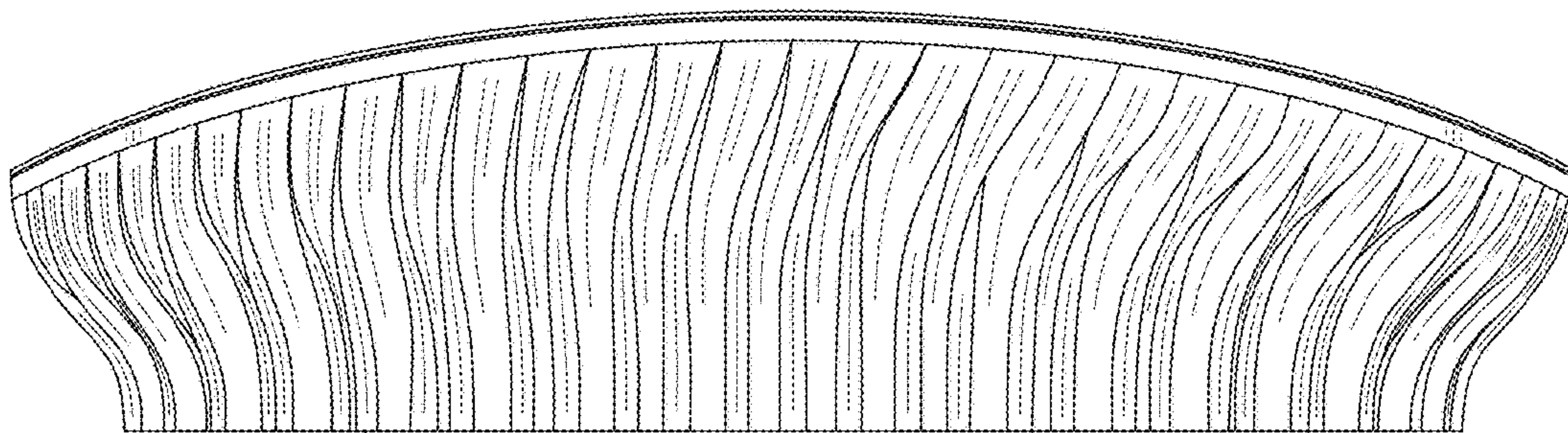


FIG. 8

