



US00D777293S

(12) **United States Design Patent** (10) **Patent No.:** **US D777,293 S**
Schumacher (45) **Date of Patent:** **** Jan. 24, 2017**

(54) **ANT BAIT**

(71) Applicant: **S.C. Johnson & Son, Inc.**, Racine, WI (US)

(72) Inventor: **Donald J. Schumacher**, Racine, WI (US)

(73) Assignee: **S.C. Johnson & Son, Inc.**, Racine, WI (US)

(**) Term: **15 Years**

(21) Appl. No.: **29/529,973**

(22) Filed: **Jun. 11, 2015**

(51) **LOC (10) Cl.** **22-06**

(52) **U.S. Cl.**
USPC **D22/122**

(58) **Field of Classification Search**
USPC D22/119-124; D14/204, 216, 221;
D32/29.1; D9/424, 428, 432
CPC A01M 1/00; A01M 1/02; A01M 1/06;
A01M 1/10; A01M 1/103; A01M 1/106;
A01M 1/14; A01M 1/165; A01M 1/2005;
A01M 1/2011; A01M 1/2016; A01M
2200/01; A01M 2200/011; A01M
2200/012

See application file for complete search history.

(56) **References Cited**

U.S. PATENT DOCUMENTS

D273,032 S	3/1984	Woodruff
D275,875 S	10/1984	Woodruff
D278,842 S	5/1985	Woodruff
D305,924 S	2/1990	Demarest
D306,895 S	3/1990	Mares
D324,406 S	3/1992	Brefka
D326,890 S	6/1992	Mares
5,119,586 A	6/1992	Townsend

(Continued)

OTHER PUBLICATIONS

“Amdro Ant Bait Station Review,” as posted on YouTube.com [online], posted on Jul. 9, 2011 [site visited Oct. 12, 2016]. Available from the Internet, <URL: <https://www.youtube.com/watch?v=0llhysFoni8>>.*

(Continued)

Primary Examiner — Jeffrey D Asch
Assistant Examiner — Rebekah A Caruso

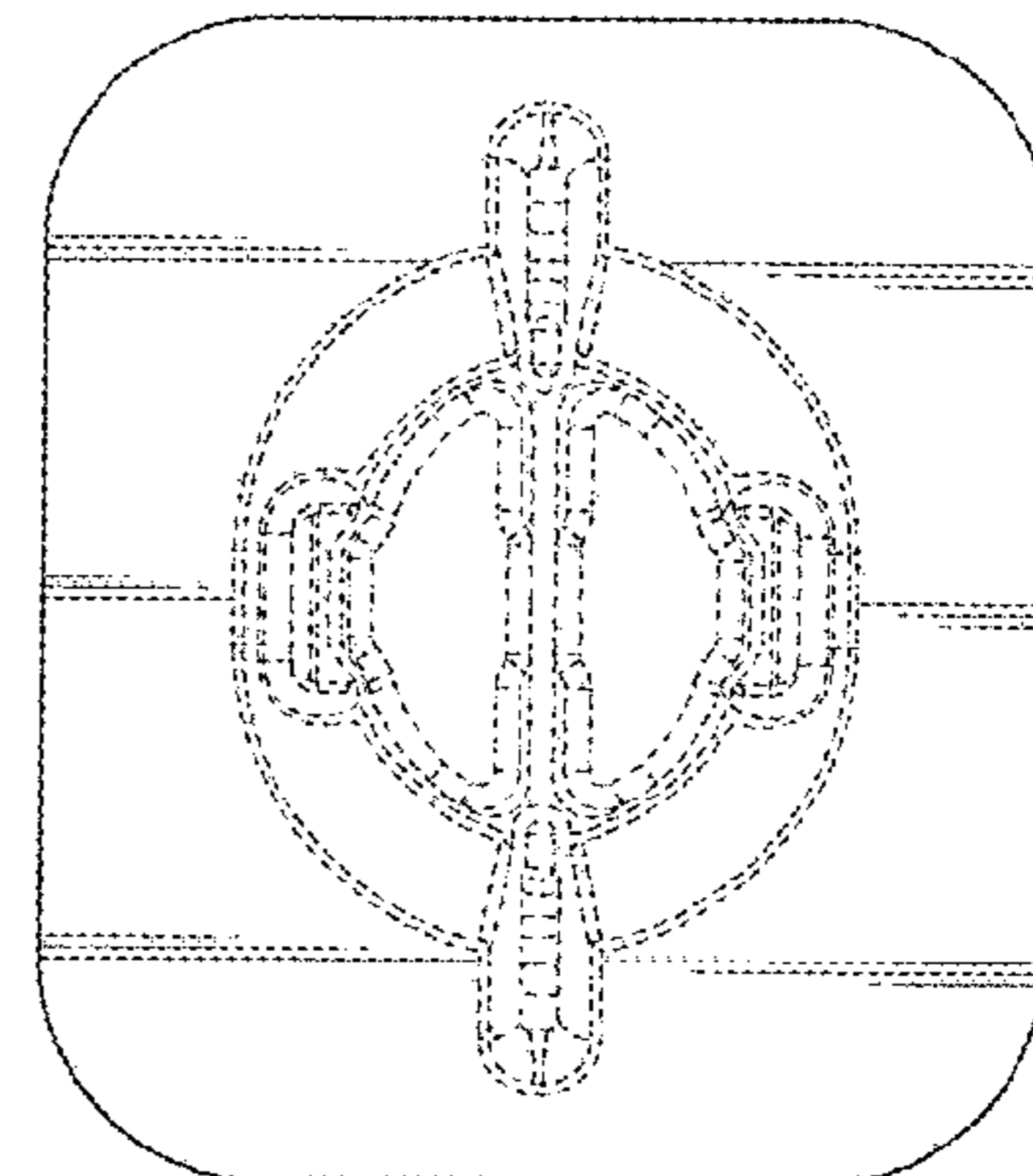
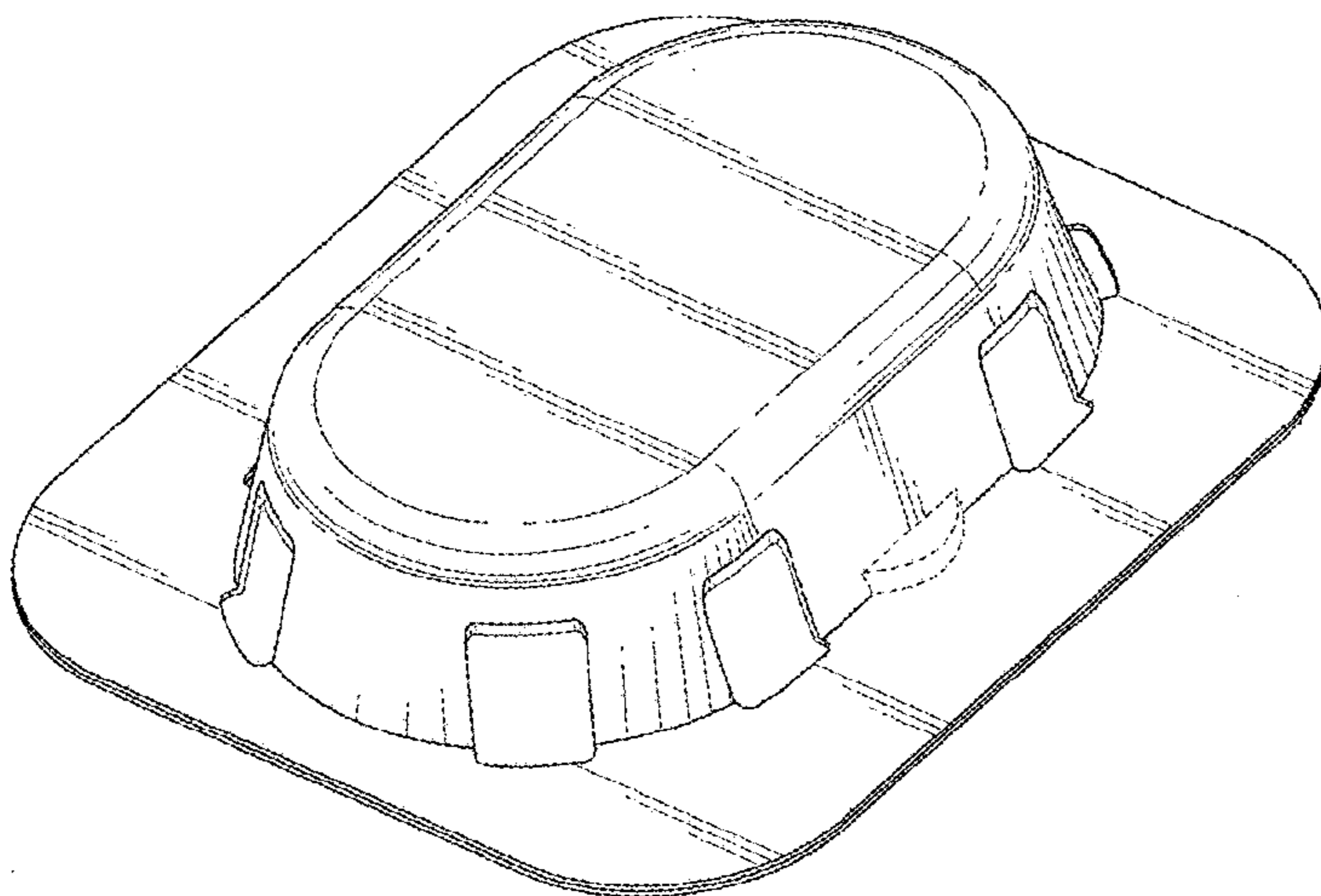
(57) **CLAIM**

The ornamental design for an ant bait, as shown and described.

DESCRIPTION

FIG. 1 is an isometric view of a top, front, and right side of an ornamental design for an ant bait;
FIG. 2 is a front elevational view of the ant bait of FIG. 1;
FIG. 3 is a rear elevational view of the ant bait of FIG. 1;
FIG. 4 is a left side elevational view of the ant bait of FIG. 1;
FIG. 5 is a right side elevational view of the ant bait of FIG. 1;
FIG. 6 is a top plan view of the ant bait of FIG. 1; and,
FIG. 7 is a bottom plan view of the ant bait of FIG. 1.
The broken lines shown in the figures that are immediately adjacent to the shaded areas and define unshaded regions represent the bounds of the claim. The broken lines within broken line boundaries, are directed to environment. The broken lines form no part of the claimed design.
The area within each of the eight unshaded openings located on the substantially vertical side wall of the ant bait represents a void that forms no part of the claimed design.

1 Claim, 4 Drawing Sheets



(56)

References Cited

U.S. PATENT DOCUMENTS

D362,045 S * 9/1995 Demarest D22/119
 D363,110 S * 10/1995 Cohen D22/122
 D392,365 S 3/1998 Demarest et al.
 5,960,585 A * 10/1999 Demarest A01M 1/2011
 43/131
 D508,548 S * 8/2005 Soner D22/122
 7,043,873 B2 * 5/2006 Westphal A01M 1/2005
 43/124
 D537,903 S * 3/2007 Duston D22/122
 D544,064 S 6/2007 Kerl et al.
 7,541,936 B2 * 6/2009 Wijenberg A01M 1/02
 340/384.2
 D702,336 S * 4/2014 Marchetti D23/366
 D706,622 S * 6/2014 Bischoff D9/425
 D763,678 S * 8/2016 Clay D9/428

OTHER PUBLICATIONS

“Raid Ant Baits III,” as posted on Amazon.com [online], posting date not available [site visited Oct. 12, 2016]. Available from the Internet, <URL: https://www.amazon.com/Raid-Ant-Baits-III-count/dp/B01DIOY0S2/ref=sr_1_1_a_it?ie=UTF8&qid=1476310390&sr=8-1&keywords=Raid%C2%AE%2BAnt%2BBaits%2BIII&th=1>.*

* cited by examiner

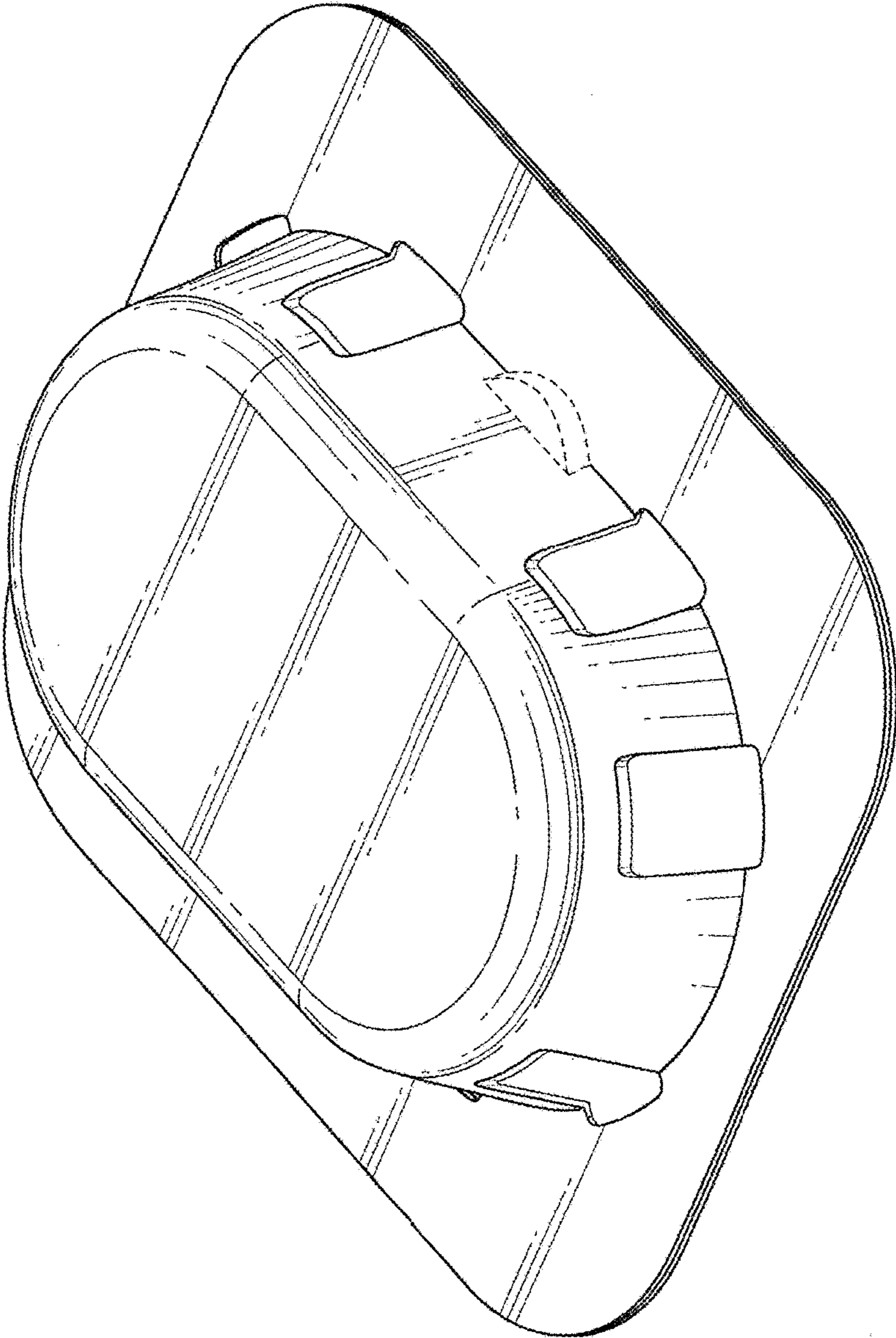


Fig. 1

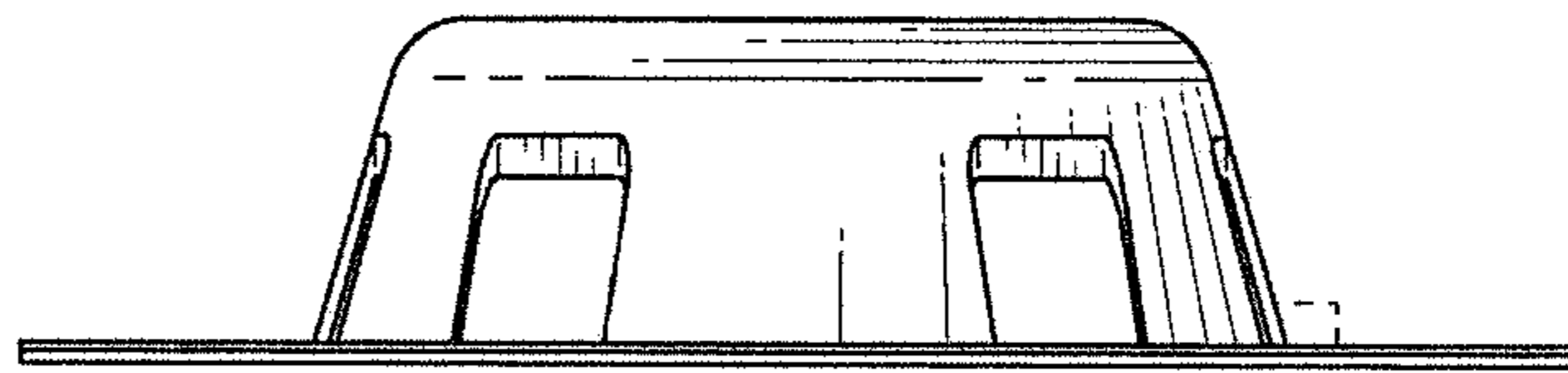


Fig. 2

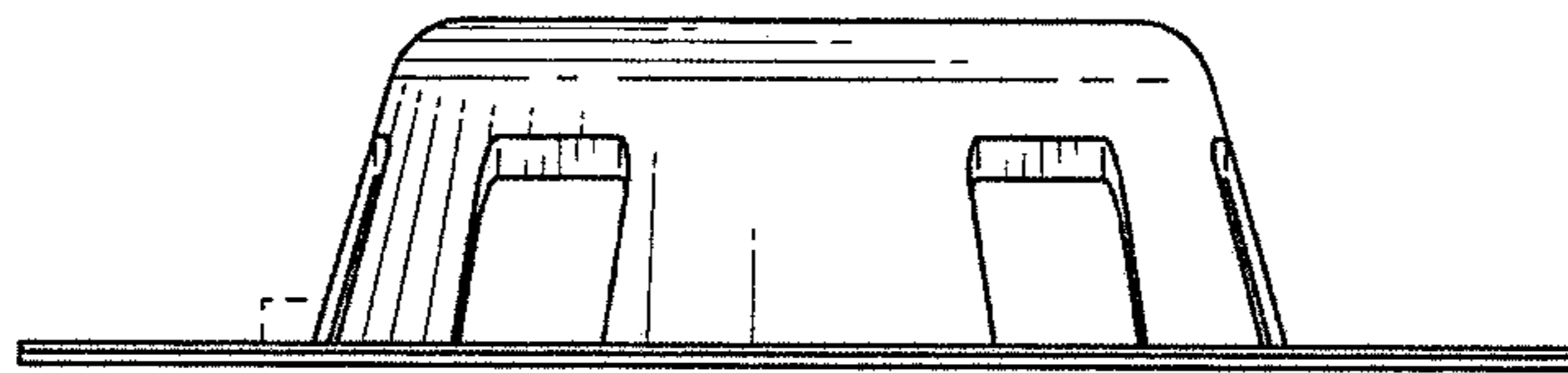


Fig. 3

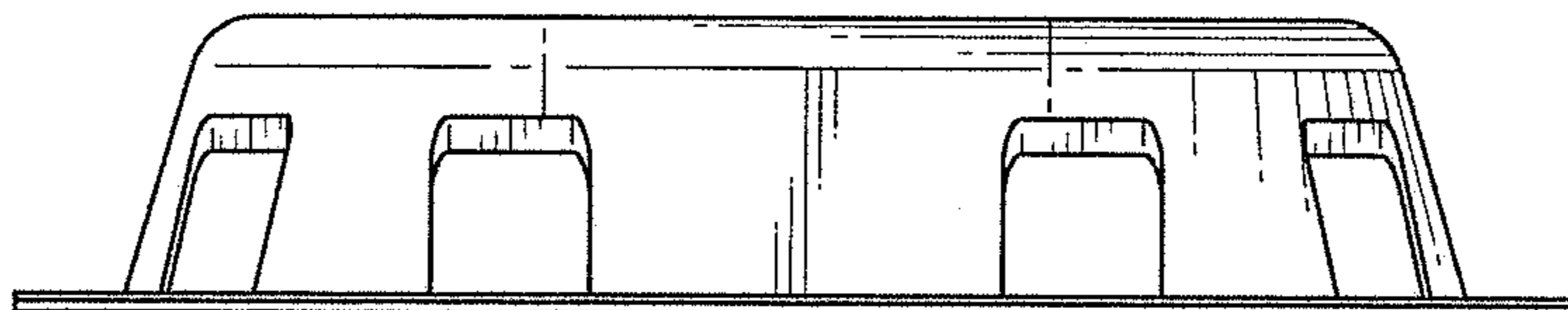


Fig. 4

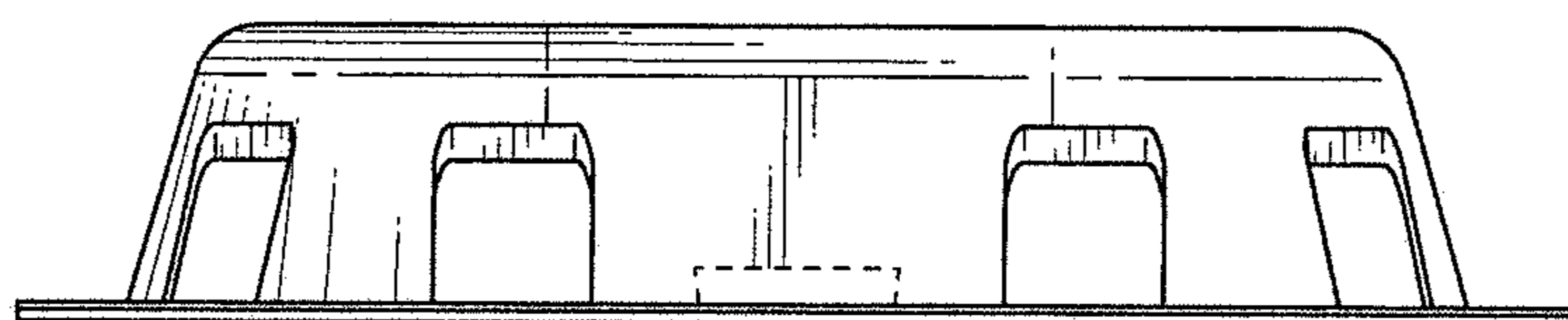


Fig. 5

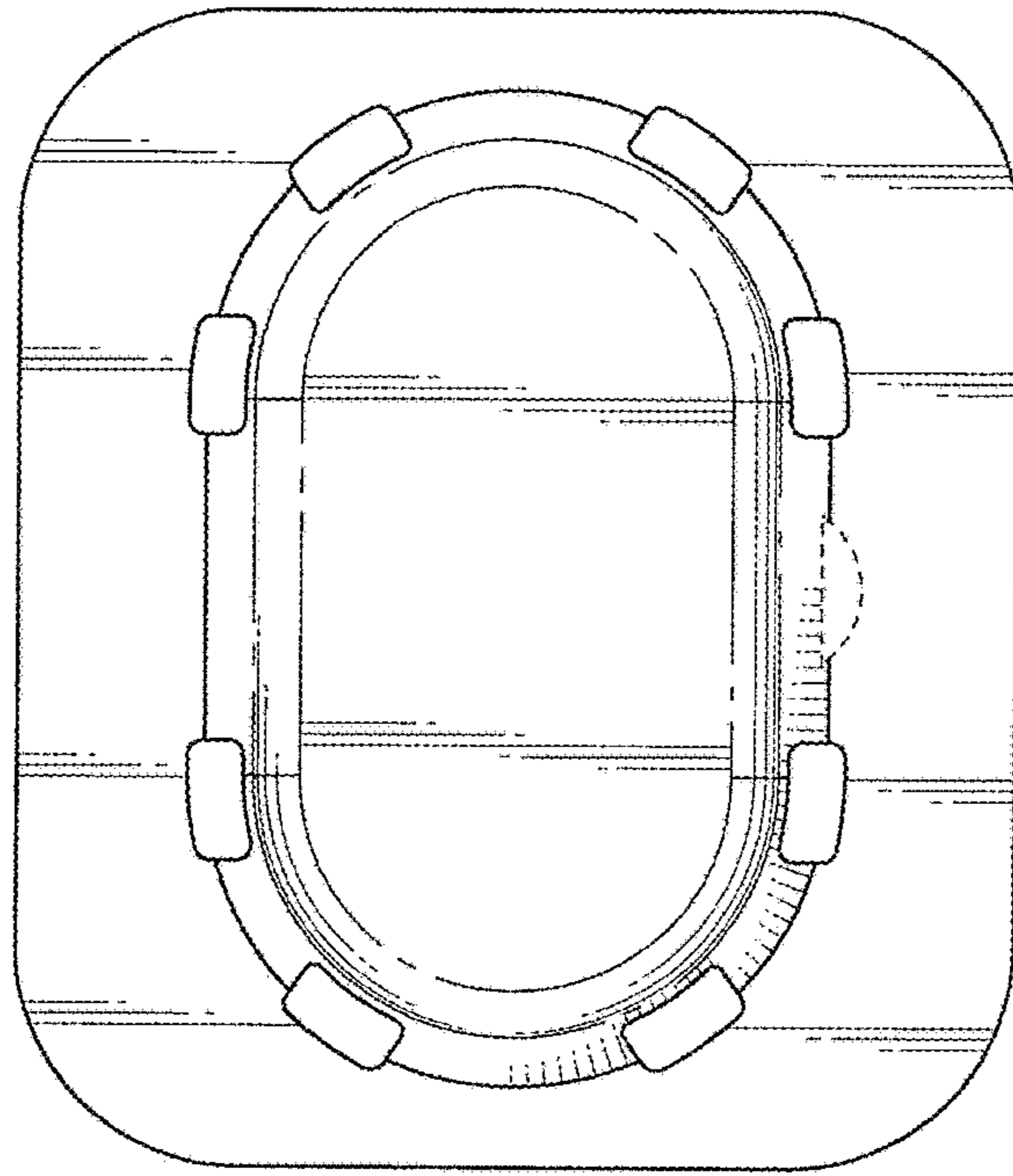


Fig. 6

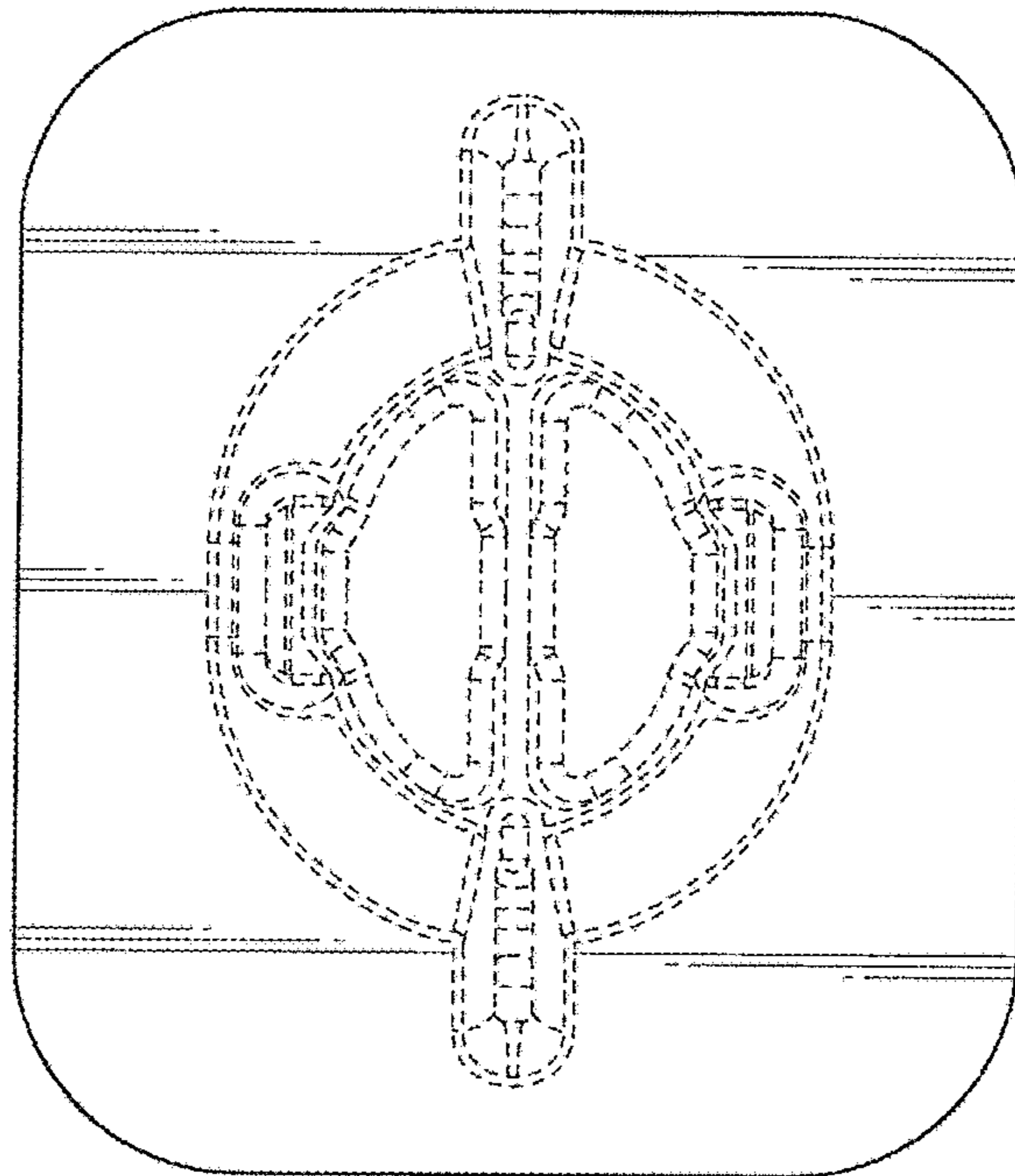


Fig. 7