



US00D777290S

(12) **United States Design Patent** (10) **Patent No.:** **US D777,290 S**
Wolfe et al. (45) **Date of Patent:** **** Jan. 24, 2017**

(54) **PERSONAL DEFENSE DEVICE**
(71) Applicants: **Todd J Wolfe**, Ballwin, MO (US); **Jack D. Wolfe**, Ballwin, MO (US); **Kayla E. Wolfe**, Ballwin, MO (US)
(72) Inventors: **Todd J Wolfe**, Ballwin, MO (US); **Jack D. Wolfe**, Ballwin, MO (US); **Kayla E. Wolfe**, Ballwin, MO (US)

(**) Term: **15 Years**

(21) Appl. No.: **29/534,374**

(22) Filed: **Jul. 28, 2015**

(51) **LOC (10) Cl.** **22-02**

(52) **U.S. Cl.**
USPC **D22/117**

(58) **Field of Classification Search**
USPC D21/312, 333, 387, 686, 718, 760, 761,
D21/840; D22/117, 199; D24/146;
D29/124, 130; D8/388, 391
CPC A45B 3/14; F41B 15/06; F41B 9/0031;
F41H 13/0037
See application file for complete search history.

(56) **References Cited**
U.S. PATENT DOCUMENTS
2,741,025 A * 4/1956 Stewart F41B 15/06
30/151
5,447,400 A * 9/1995 Seymour F16B 13/002
411/29
7,111,559 B1 * 9/2006 MacLachlan F41H 11/08
102/502
D622,000 S * 8/2010 Kluge D24/146
D623,248 S * 9/2010 Cheng D21/718
D643,889 S * 8/2011 Cheng D21/718

D710,008 S * 7/2014 Yoo D24/146
D710,682 S * 8/2014 Rose D8/388
D716,644 S * 11/2014 Daniels D8/391
D722,121 S * 2/2015 Cox D21/718
D728,099 S * 4/2015 Schad D24/146
D743,549 S * 11/2015 Sarig D24/146
2009/0183413 A1 * 7/2009 Smith F41B 9/0031
42/1.08
2011/0053694 A1 * 3/2011 Wood F41B 15/06
463/47.4
2012/0122593 A1 * 5/2012 Gross F41B 15/06
463/47.4
2013/0312796 A1 * 11/2013 Dietz A45B 3/14
135/66

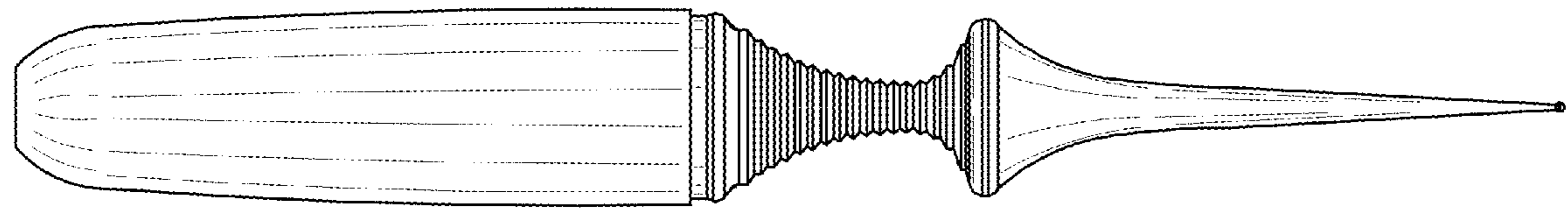
* cited by examiner
Primary Examiner — Manpreet Matharu
Assistant Examiner — Suzanne Tisdell
(74) *Attorney, Agent, or Firm* — Charles McCloskey

(57) **CLAIM**
The ornamental design for a personal defense device, as shown and described.

DESCRIPTION

FIG. 1 is a top view of the personal defense device showing our new design;
FIG. 2 is a bottom view thereof;
FIG. 3 is a side view thereof;
FIG. 4 is a side view thereof;
FIG. 5 is a back view thereof;
FIG. 6 is a front view thereof;
FIG. 7 is a perspective view thereof;
FIG. 8 is an exploded perspective view thereof; and,
FIG. 9 is a perspective view thereof.

1 Claim, 3 Drawing Sheets



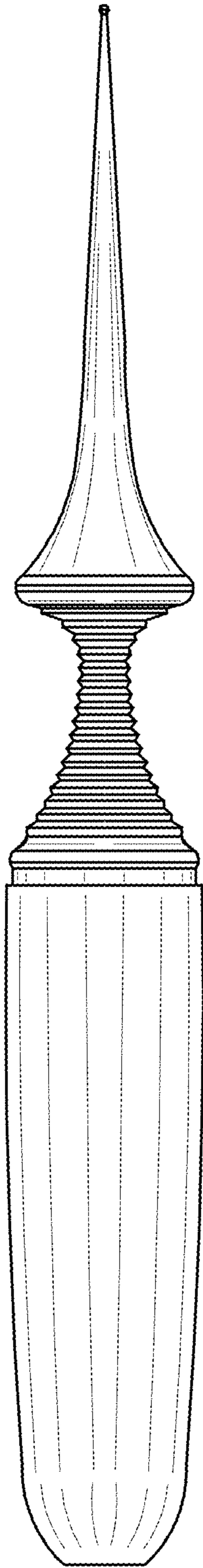


FIG. 1

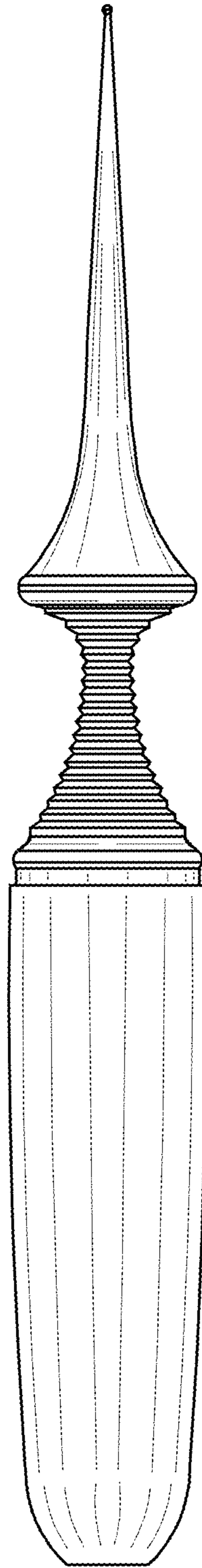


FIG. 2




FIG. 3




FIG. 4

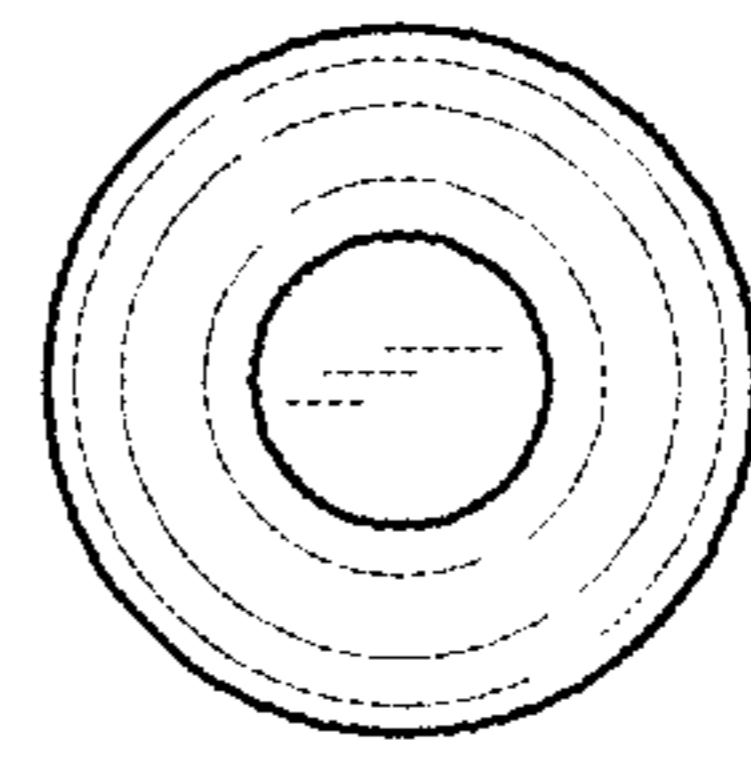


FIG. 5

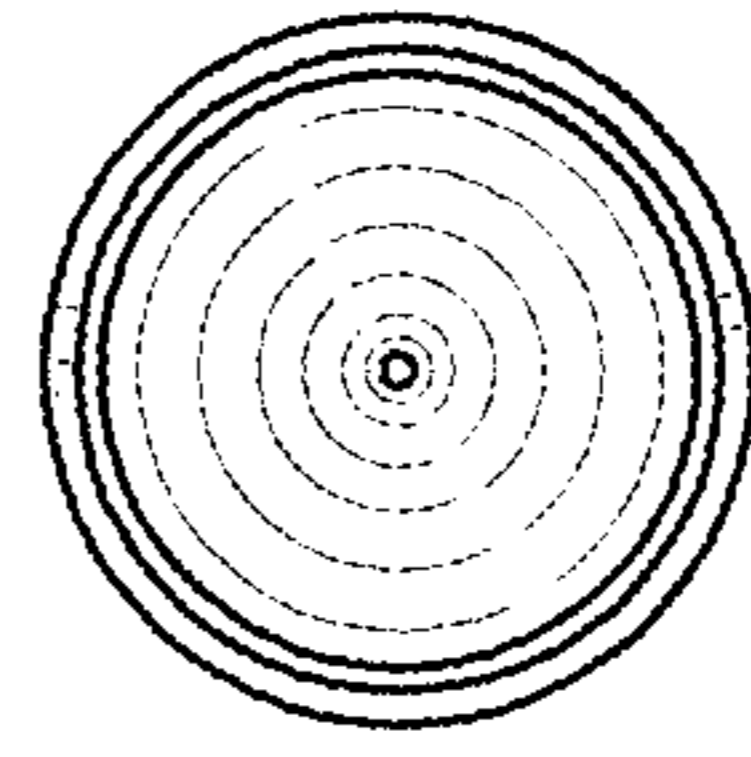


FIG. 6

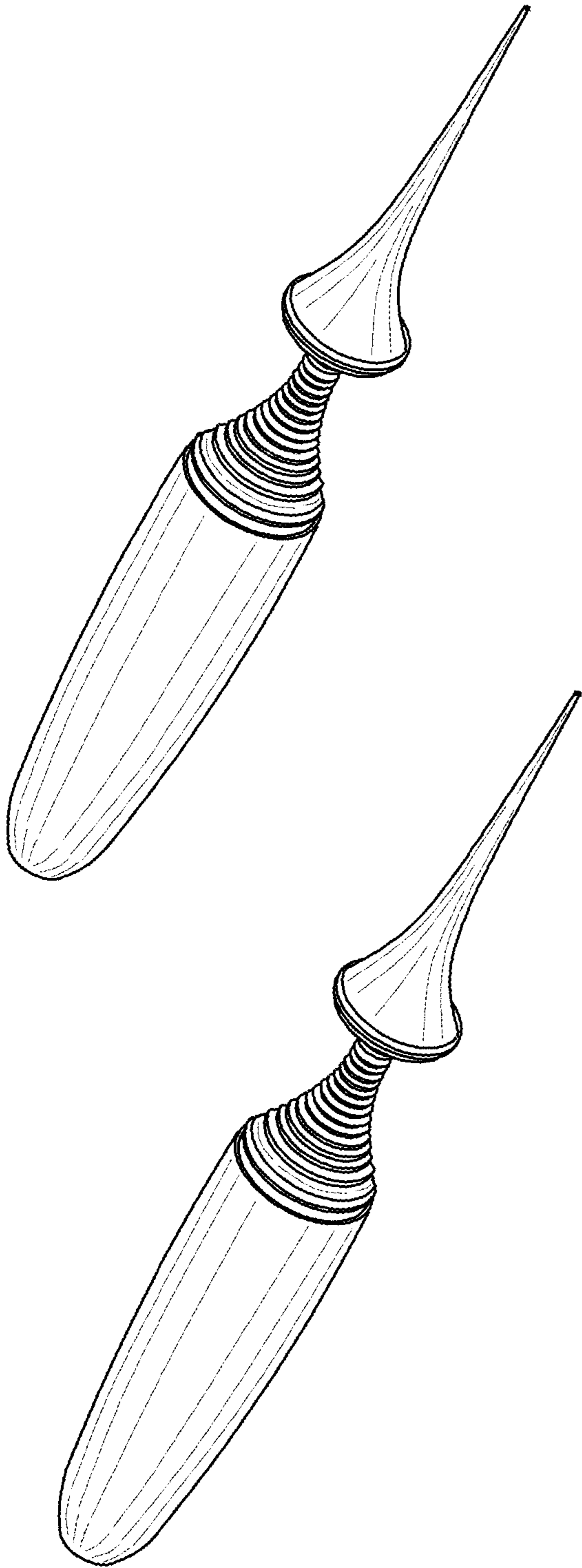


FIG. 7

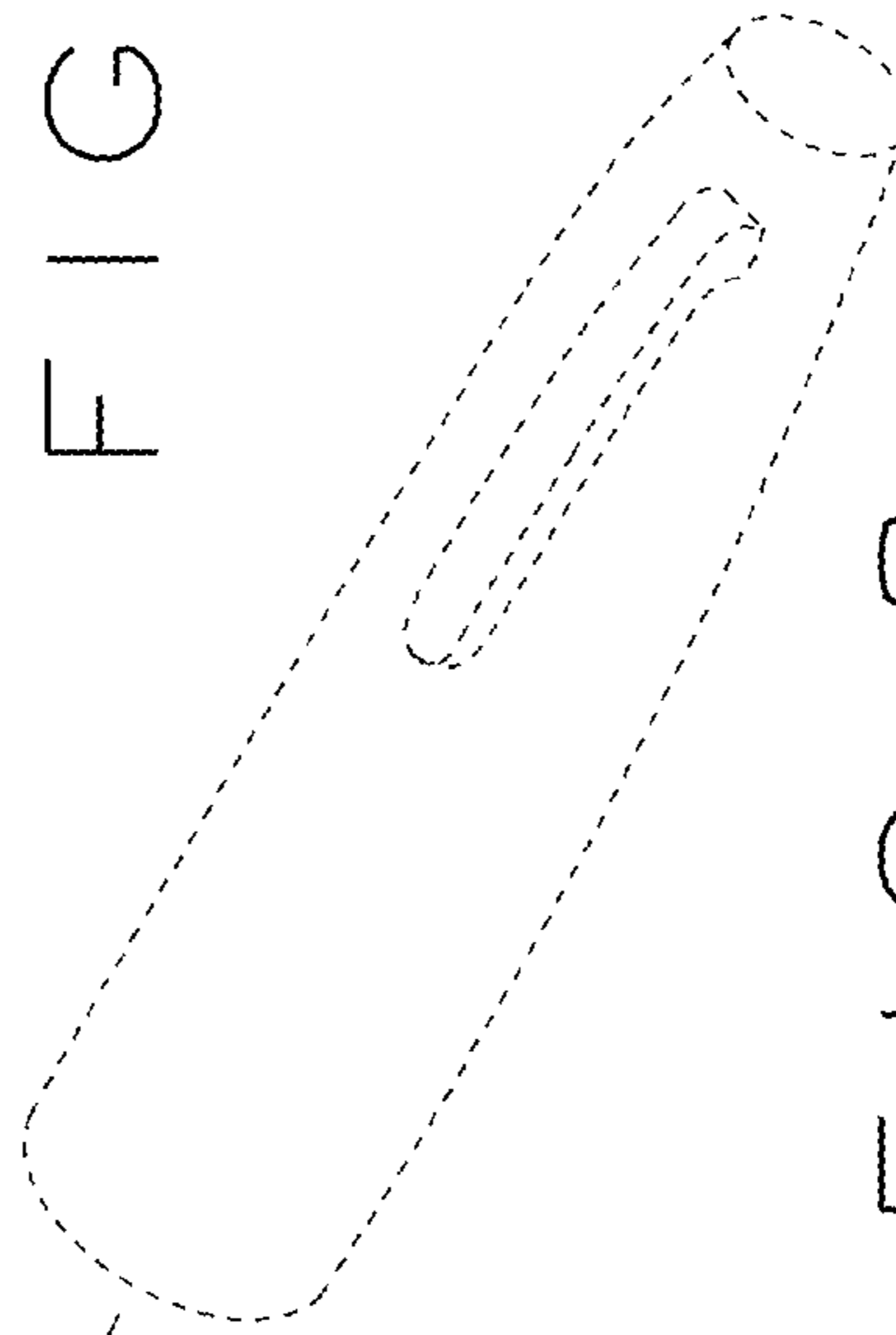


FIG. 8

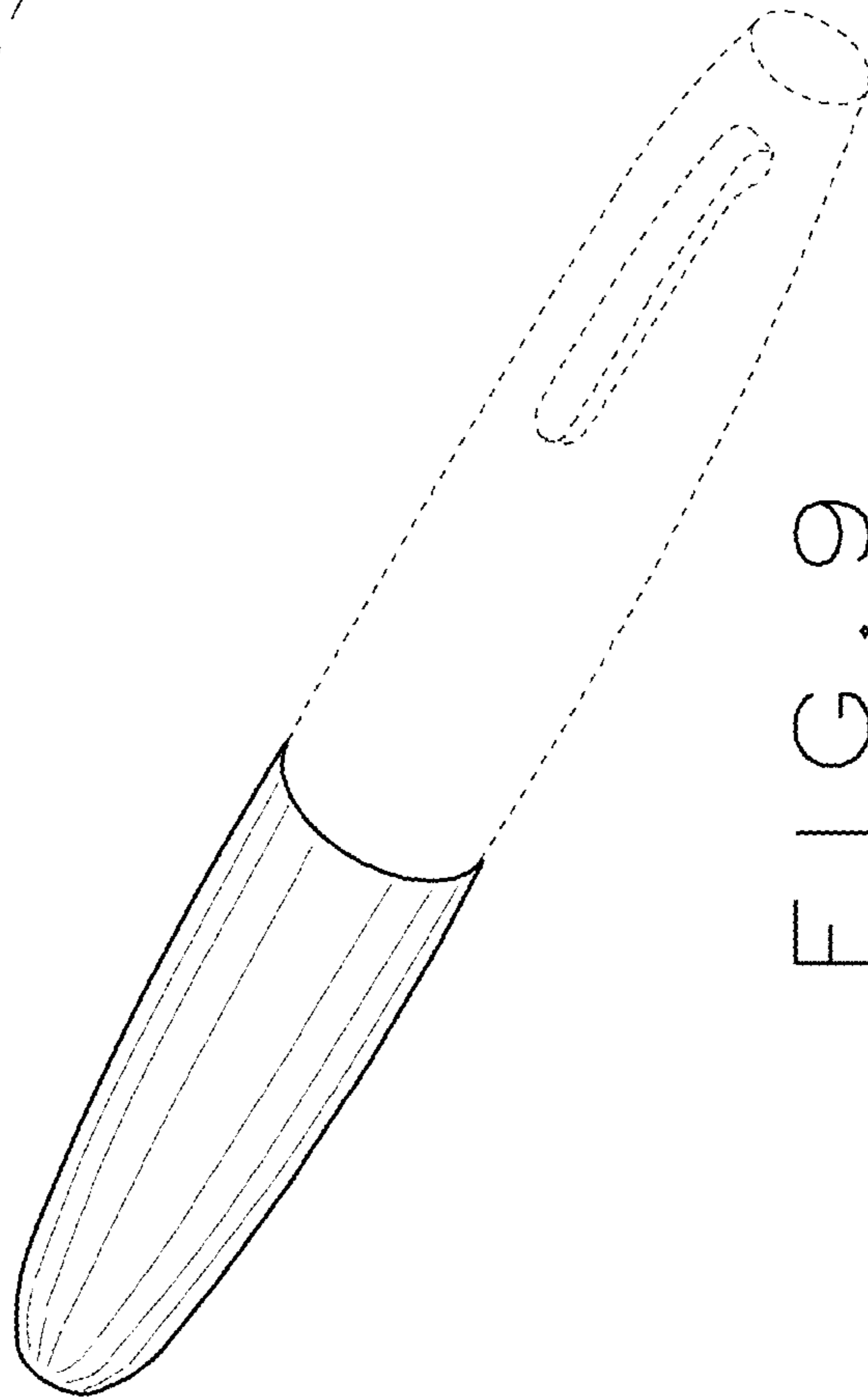


FIG. 9