



US00D777278S

(12) **United States Design Patent**
Warburton et al.

(10) **Patent No.:** **US D777,278 S**

(45) **Date of Patent:** **** Jan. 24, 2017**

(54) **SNOWBOARD**

(71) Applicants: **Alex Warburton**, Garibaldi Highlands
(CA); **George Michael Cant**, Dee Why
(AU)

(72) Inventors: **Alex Warburton**, Garibaldi Highlands
(CA); **George Michael Cant**, Dee Why
(AU)

(**) Term: **15 Years**

(21) Appl. No.: **29/529,627**

(22) Filed: **Jun. 9, 2015**

(51) **LOC (10) Cl.** **21-02**

(52) **U.S. Cl.**
USPC **D21/766**

(58) **Field of Classification Search**
USPC D21/760, 761, 765, 766, 801, 803;
441/65-66, 68-69, 72-75, 79; D12/6;
280/11.3, 11.31, 601-606, 609-610
CPC A63C 5/04
See application file for complete search history.

(56) **References Cited**

U.S. PATENT DOCUMENTS

D346,194 S * 4/1994 Ferris D12/11
D373,554 S * 9/1996 Sherrard D21/769

D386,236 S * 11/1997 Gervasoni D21/766
D401,287 S * 11/1998 Ritzinger D21/760
D406,626 S * 3/1999 Hauser D21/760
D408,067 S * 4/1999 McGarry D21/760
D418,545 S * 1/2000 Cassel D21/766
D427,265 S * 6/2000 Robinette D21/760

* cited by examiner

Primary Examiner — Zenia Bennett

(74) *Attorney, Agent, or Firm* — JP Webb; Jason P. Webb;
Pearson Butler

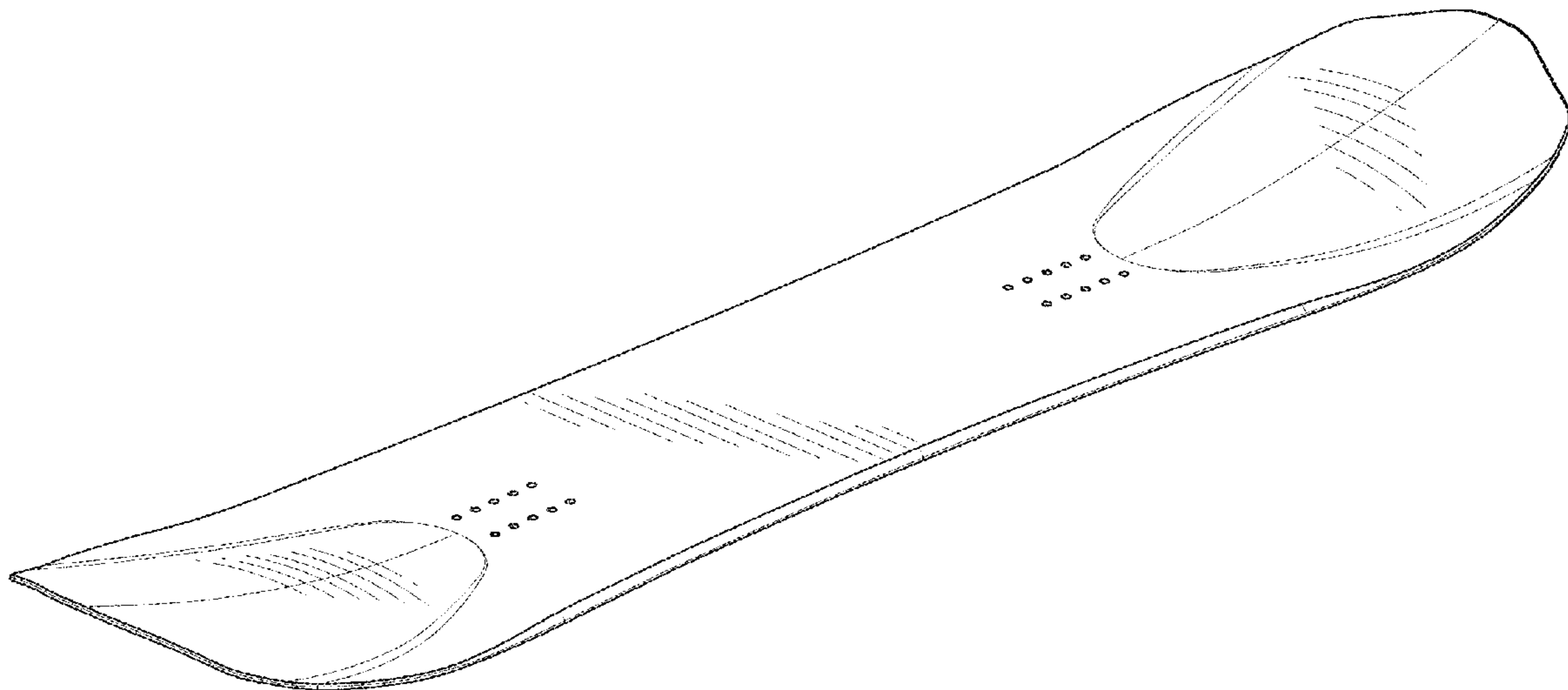
(57) **CLAIM**

The ornamental design for a snowboard, as shown and described.

DESCRIPTION

FIG. 1 is a perspective view of a snowboard, showing my new design;
FIG. 2 is a front elevational view of a snowboard;
FIG. 3 is a back elevational view thereof;
FIG. 4 is a right side elevational view thereof;
FIG. 5 is a left side elevational view thereof;
FIG. 6 is a top plan view thereof; and,
FIG. 7 is a bottom plan view thereof.

1 Claim, 7 Drawing Sheets



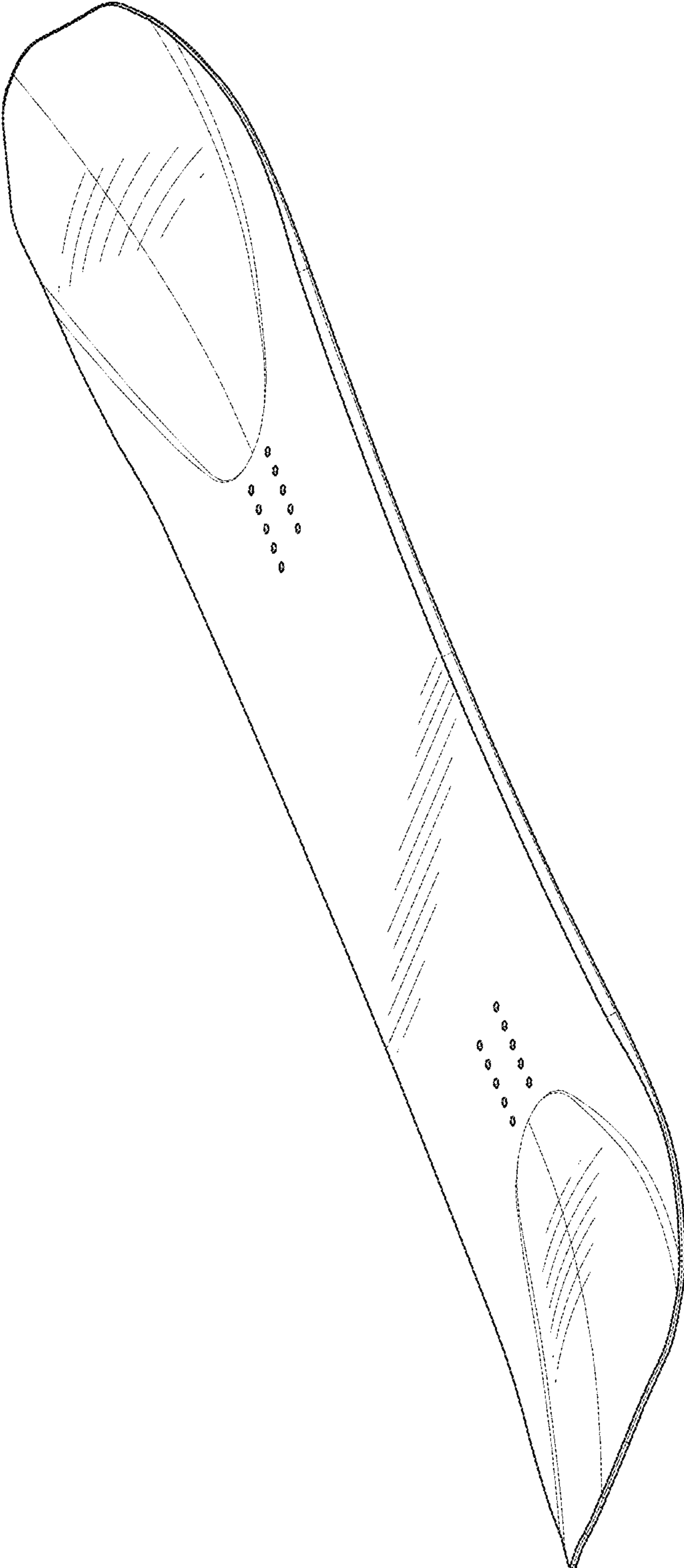


FIG. 1

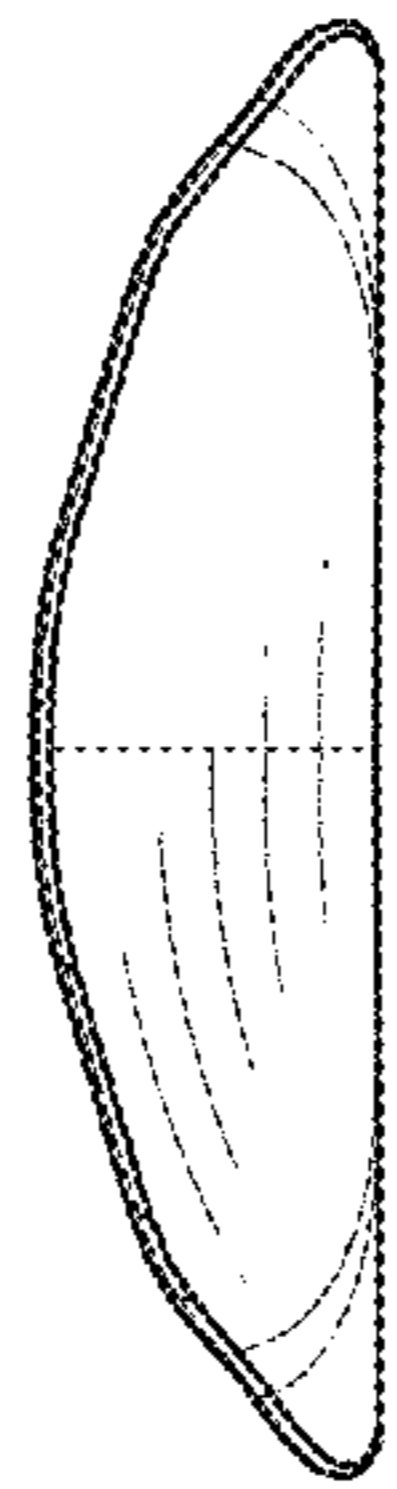


FIG. 2

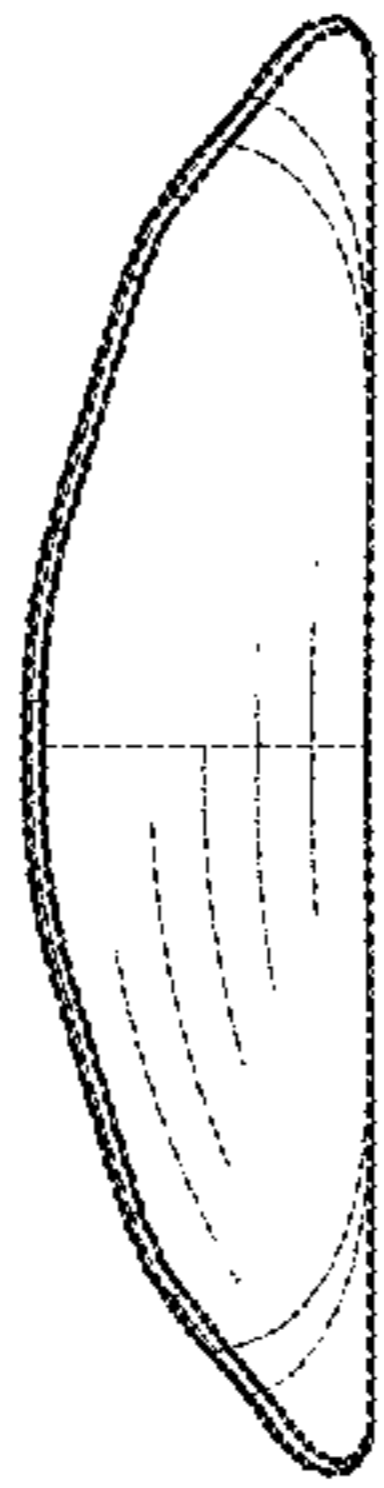


FIG. 3

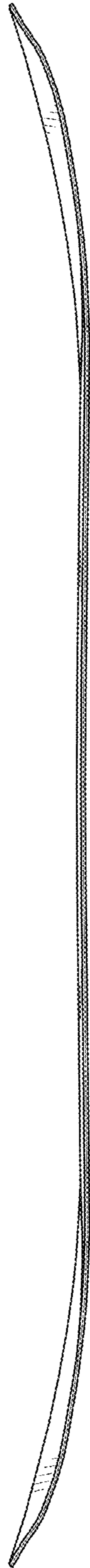


FIG. 4

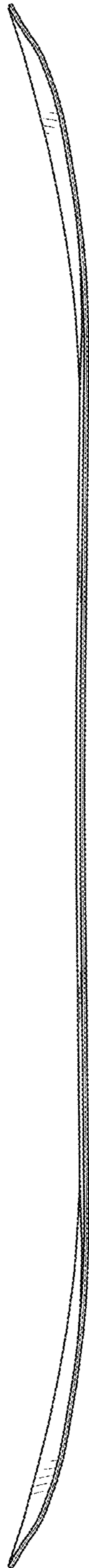


FIG. 5

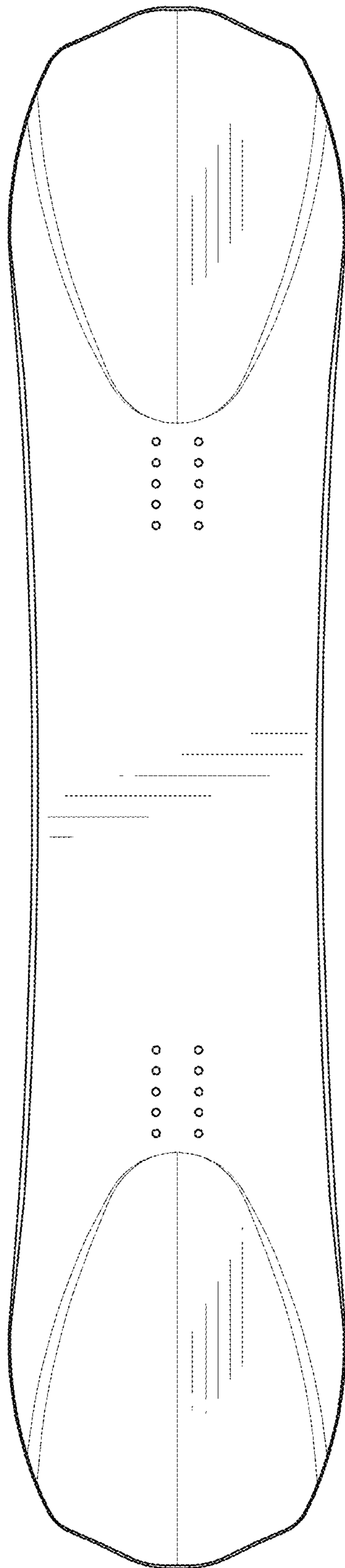


FIG. 6

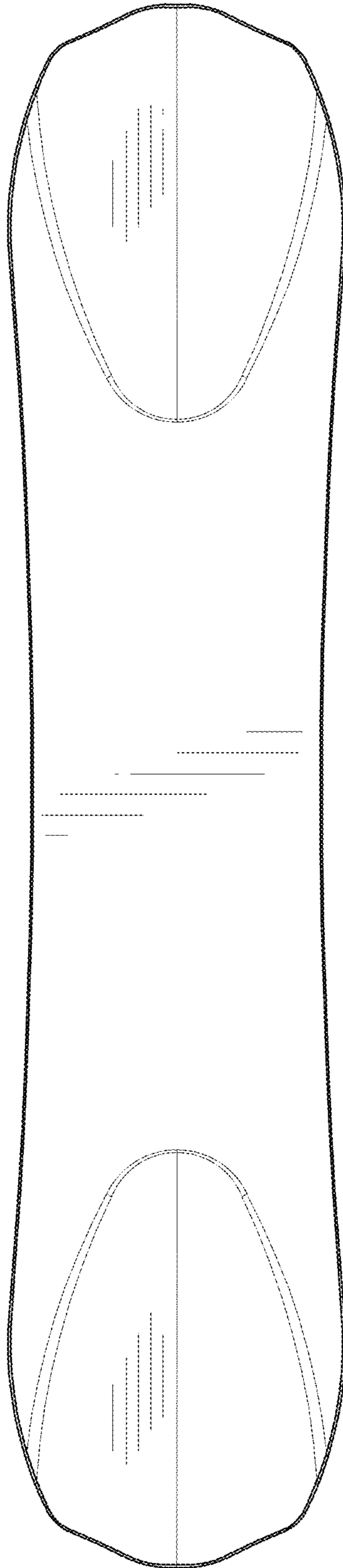


FIG. 7