



US00D777257S

(12) **United States Design Patent**  
**Fleming et al.**

(10) **Patent No.:** **US D777,257 S**  
(45) **Date of Patent:** **\*\* Jan. 24, 2017**

- (54) **PEN**
- (71) Applicant: **Hub Pen Company, Inc.**, Braintree, MA (US)
- (72) Inventors: **Joseph Fleming**, Hanover, MA (US); **Hanqi Xu**, Zhejiang (JP)
- (73) Assignee: **Hub Pen Company, LLC**, Braintree, MA (US)
- (\*\*) Term: **15 Years**
- (21) Appl. No.: **29/535,610**
- (22) Filed: **Aug. 7, 2015**
- (51) **LOC (10) Cl.** ..... **19-06**
- (52) **U.S. Cl.**  
USPC ..... **D19/196; D19/199; D19/913**
- (58) **Field of Classification Search**  
USPC ..... D14/411; D19/115–204  
CPC ..... B43K 5/00; B43K 7/00; B43K 7/10;  
B43K 7/12; B43K 8/04; B43K 19/00; B43K 19/02; B43K 19/14  
See application file for complete search history.

D683,400 S *	5/2013	Xie	.....	D19/172
D689,935 S *	9/2013	Li	.....	D19/173
D690,358 S *	9/2013	Jin	.....	D19/172
D692,483 S *	10/2013	Laemle	.....	D19/172
D746,376 S *	12/2015	Fleming	.....	D19/192
D762,774 S *	8/2016	Zhang	.....	D19/170
D763,960 S *	8/2016	Zhang	.....	D19/171
D763,961 S *	8/2016	Zhang	.....	D19/172

**OTHER PUBLICATIONS**

Hub Pen Company's Enjoy Writing Catalog, 2011, (Caribuko) p. 7, (Olin) p. 31, (Spring Panther) p. 45, (Vixen) p. 58, (Calypso) p. 71, and (Polaris) p. 94.

\* cited by examiner

*Primary Examiner* — Elizabeth Albert

(74) *Attorney, Agent, or Firm* — McInnes & McLane, LLP

(57) **CLAIM**

The ornamental pen, as shown and described.

**DESCRIPTION**

FIG. 1 is a perspective view of a pen showing my new design;

FIG. 2 is a front elevational view of the pen of FIG. 1;

FIG. 3 is a rear elevational view of the pen of FIG. 1;

FIG. 4 is a left side elevational view of the pen of FIG. 1;

FIG. 5 is a right side elevational view of the pen of FIG. 1;

FIG. 6 is a top plan view of the pen of FIG. 1; and,

FIG. 7 is a bottom plan view of the pen of FIG. 1.

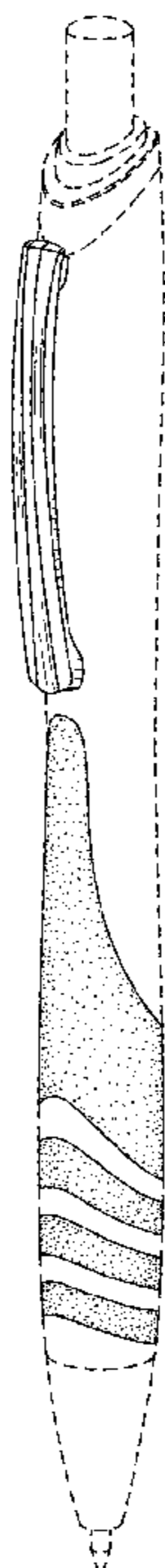
The broken lines in the drawings are included for the purpose of showing portions of the pen that form no part of the claimed design.

**1 Claim, 3 Drawing Sheets**

(56) **References Cited**

**U.S. PATENT DOCUMENTS**

D355,440 S *	2/1995	Lin	.....	D19/171
D500,519 S *	1/2005	Keda	.....	D19/175
D540,863 S *	4/2007	Qiu	.....	D19/166
D559,318 S *	1/2008	Qiu	.....	D19/172
D587,752 S *	3/2009	Shimizu	.....	D19/172
D589,557 S *	3/2009	Kusch	.....	D19/172
D630,247 S *	1/2011	Shimizu	.....	D19/172
D667,882 S *	9/2012	Uchiyama	.....	D19/172



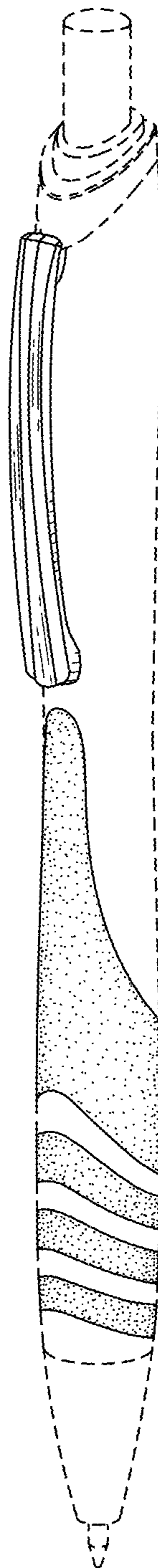


FIG. 1

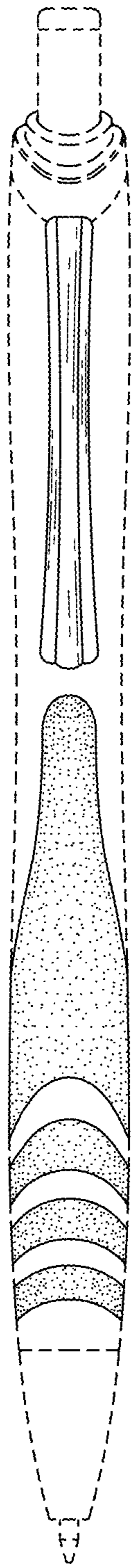


FIG. 2




FIG. 3

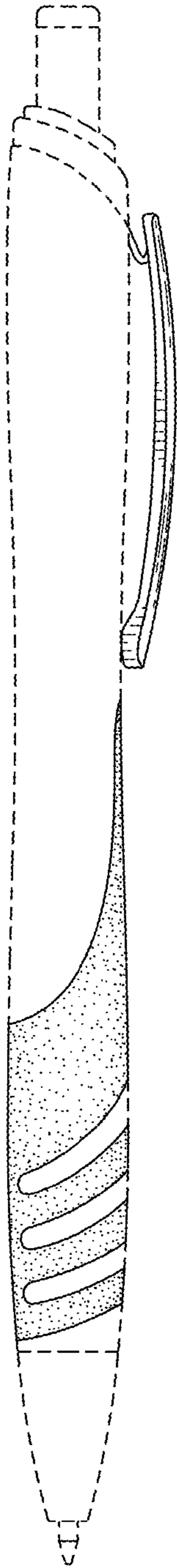


FIG. 4

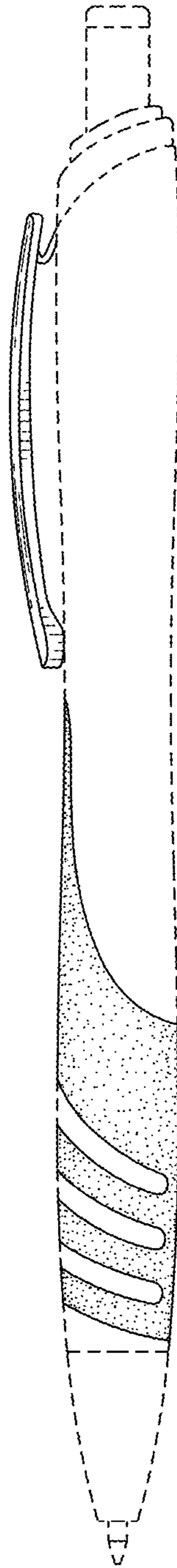


FIG. 5




FIG. 6

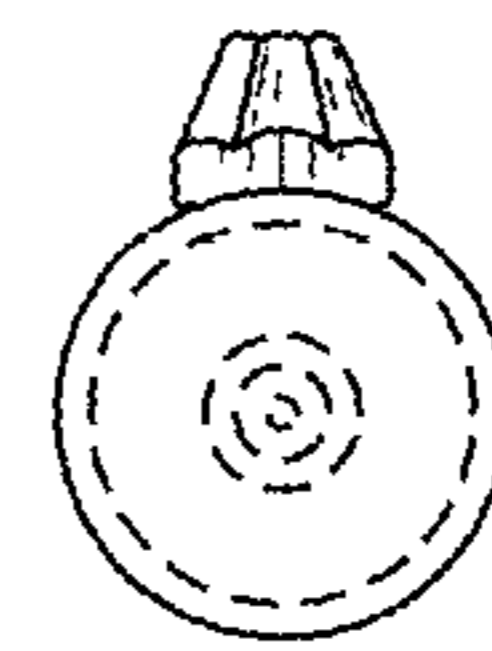


FIG. 7